



US00D981204S

(12) **United States Design Patent**
Hendifar

(10) **Patent No.:** **US D981,204 S**
(45) **Date of Patent:** **** Mar. 21, 2023**

(54) **FLUTED HANDLE**
(71) Applicant: **Apparatus LLC**, New York, NY (US)
(72) Inventor: **Gabriel Hendifar**, New York, NY (US)
(73) Assignee: **Apparatus LLC**, New York, NY (US)
(**) Term: **15 Years**

5,087,005 A * 2/1992 Holoff A47G 23/0225
248/205.8
D368,843 S * 4/1996 Chieda D8/317
6,068,304 A * 5/2000 Lindqvist E05B 9/00
292/DIG. 53
D507,734 S * 7/2005 Willems D8/321
D528,399 S * 9/2006 Morris D8/307
D927,283 S * 8/2021 Jeffries D8/315
D934,652 S * 11/2021 Deusing D8/302
2013/0125345 A1 * 5/2013 Specht E05B 1/0015
16/412

(21) Appl. No.: **29/813,922**

* cited by examiner

(22) Filed: **Nov. 2, 2021**

Primary Examiner — Lauren R Calve

(51) **LOC (14) Cl.** **08-06**

(74) *Attorney, Agent, or Firm* — Gottlieb, Rackman & Reisman

(52) **U.S. Cl.**

USPC **D8/314**

(58) **Field of Classification Search**

USPC D8/300, 301, 302, 303, 307, 313, 314,
D8/315, 316, 317, 318, 321; D23/250;
D7/393

CPC A47B 95/02; E05B 1/0015; E05B 1/0092;
Y10S 292/53; Y10T 70/5761; Y10T
292/0972; Y10T 292/57; Y10T 292/1083;
Y10T 16/462

See application file for complete search history.

(57) **CLAIM**

I claim the ornamental design for a fluted handle, as shown and described.

DESCRIPTION

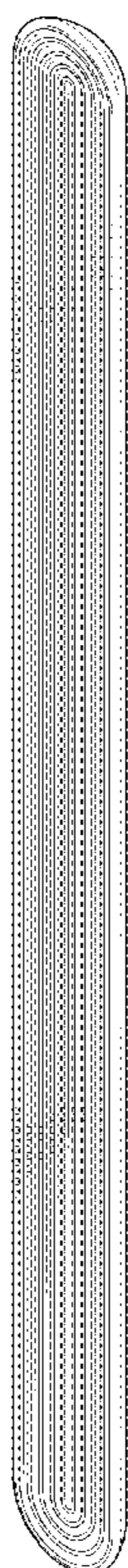
FIG. 1 is a front perspective view of a fluted handle showing my new design;
FIG. 2 is a front elevational view of FIG. 1;
FIG. 3 is a rear elevational view of FIG. 1;
FIG. 4 is a left side elevational view of FIG. 1;
FIG. 5 is a right side elevational view of FIG. 1;
FIG. 6 is a top plan view of FIG. 1;
FIG. 7 is a bottom plan view of FIG. 1; and,
FIG. 8 is a cross-sectional view taken along line 8-8 of FIG. 2.

(56) **References Cited**

U.S. PATENT DOCUMENTS

D194,782 S * 3/1963 Watt, Jr. D8/DIG. 1
D196,494 S * 10/1963 Massen D8/314
D199,731 S * 12/1964 Fountain D8/314
D312,764 S * 12/1990 Tremonti D8/317

1 Claim, 8 Drawing Sheets






FIG. 1

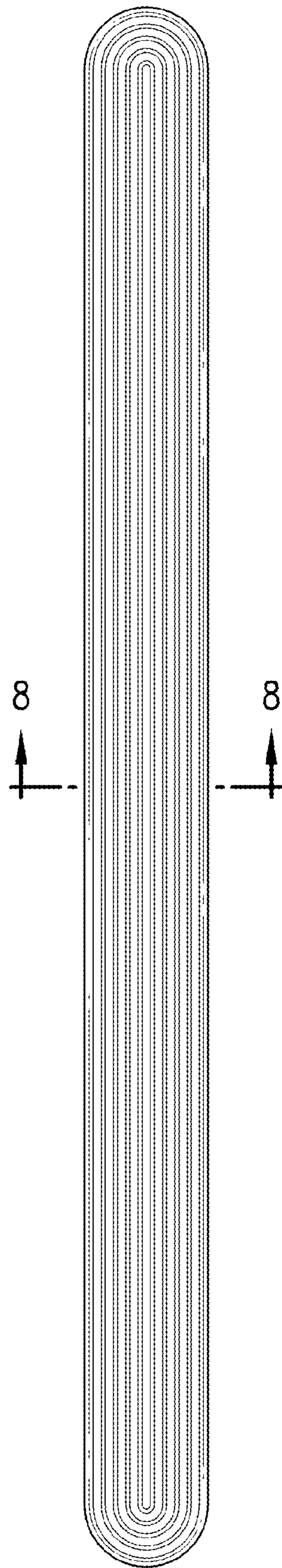


FIG. 2




FIG. 3




FIG.4



FIG.5

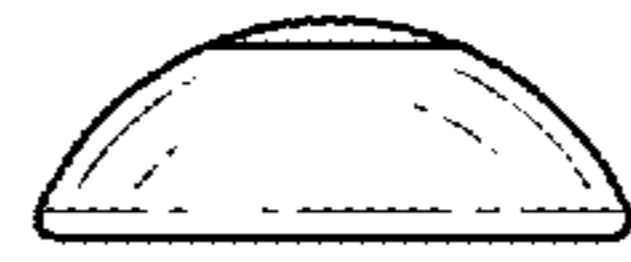


FIG. 6



FIG. 7

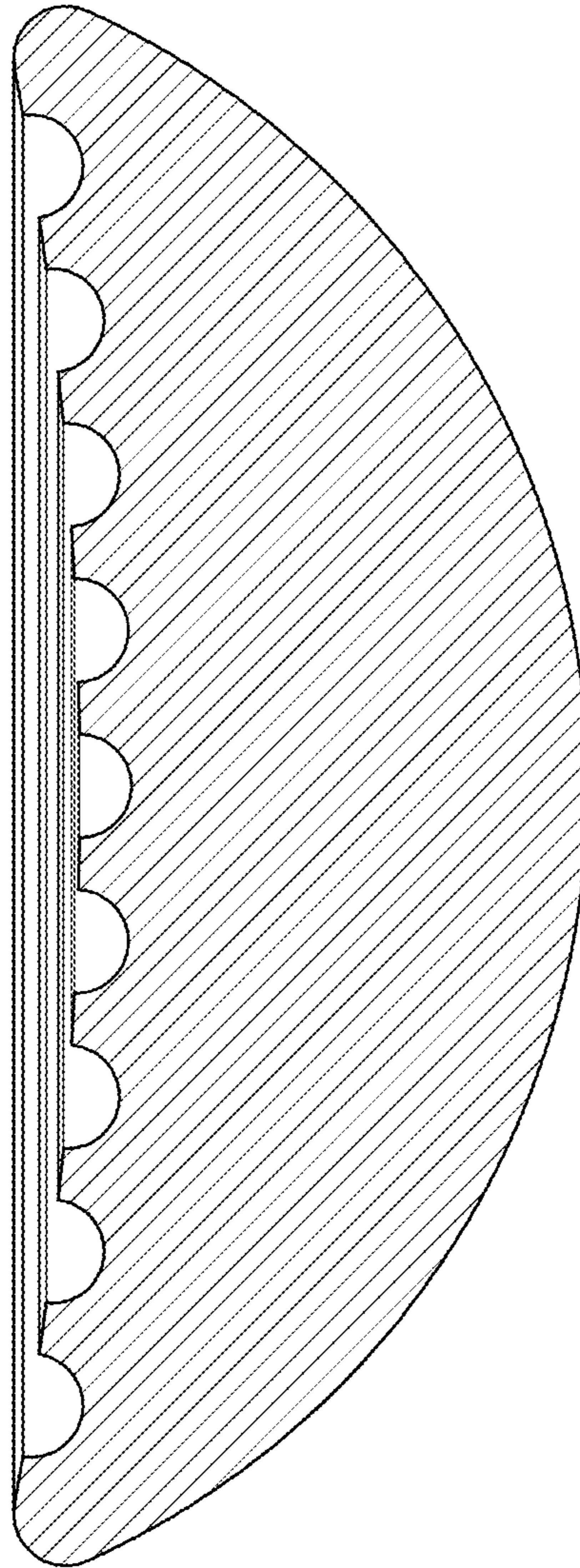


FIG. 8