



US00D981201S

(12) **United States Design Patent** (10) **Patent No.:** **US D981,201 S**  
**Dickman et al.** (45) **Date of Patent:** **\*\* Mar. 21, 2023**

(54) **FOLDING KNIFE**  
(71) Applicant: **BENCHMADE KNIFE CO., INC.**,  
Oregon City, OR (US)  
(72) Inventors: **Ryan Dickman**, Sandy, OR (US);  
**Anthony Cuomo**, Tigard, OR (US);  
**Mark Delplanche**, Beaver Creek, OR  
(US)  
(73) Assignee: **Benchmade Knife Co., Inc.**, Oregon  
City, OR (US)  
(\*\*) Term: **15 Years**  
(21) Appl. No.: **29/784,511**  
(22) Filed: **May 19, 2021**  
(51) **LOC (14) Cl.** ..... **08-03**  
(52) **U.S. Cl.**  
USPC ..... **D8/99**  
(58) **Field of Classification Search**  
USPC ..... D8/98, 99, 100, 105, 88, 89; D22/118;  
D32/46  
CPC .... B26B 1/00; B26B 1/02; B26B 1/04; B26B  
5/00; B26B 5/006; B26B 1/10; B26B  
1/046  
See application file for complete search history.

(56) **References Cited**  
U.S. PATENT DOCUMENTS  
D464,246 S \* 10/2002 Sloan ..... D8/99  
6,574,868 B1 \* 6/2003 Overholt ..... B26B 5/00  
30/329  
D497,531 S \* 10/2004 Carter, III ..... D8/99  
D510,249 S \* 10/2005 Ray ..... D8/99  
D578,857 S \* 10/2008 Yang-Fu ..... D8/99

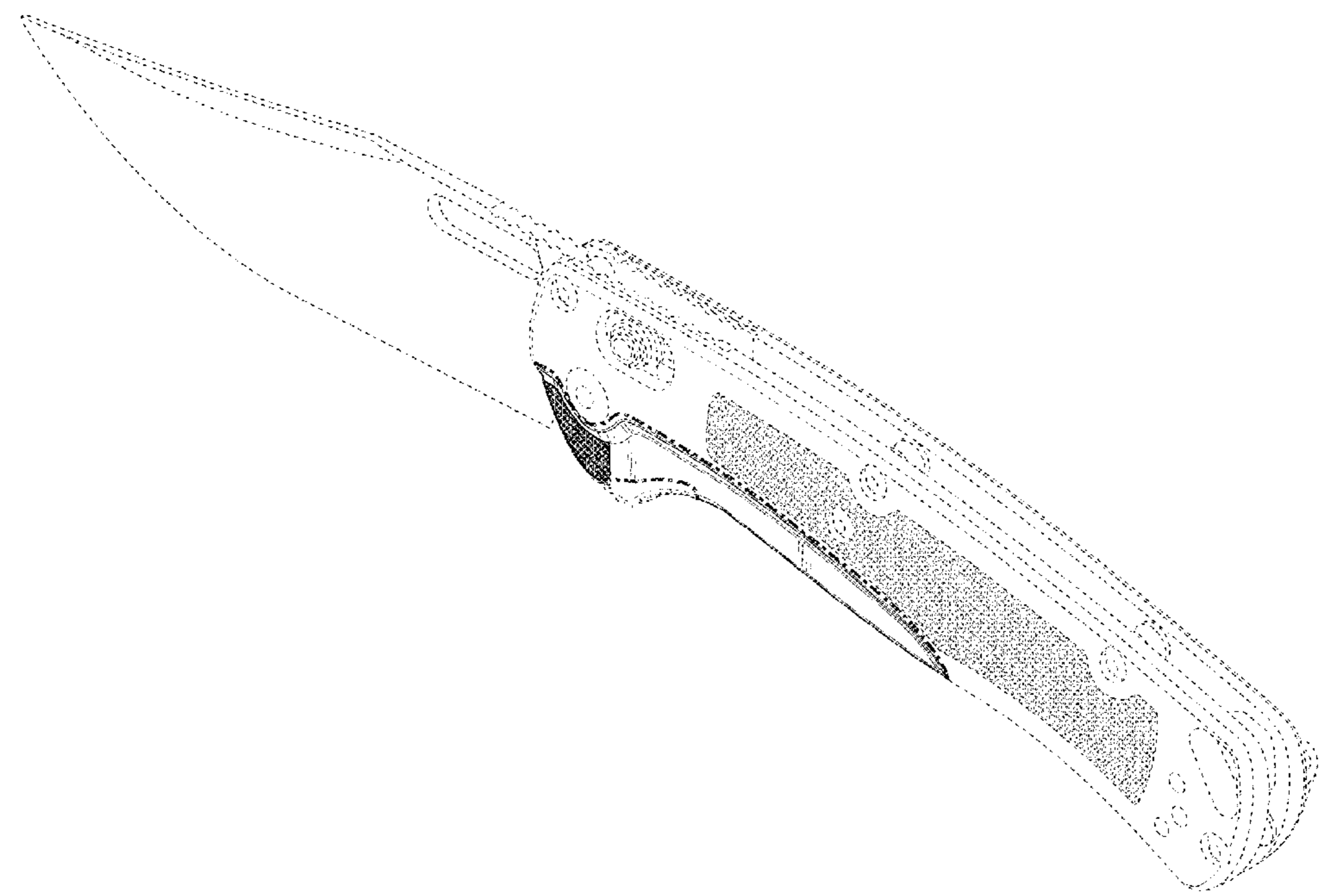
D613,574 S \* 4/2010 Pohl ..... D8/99  
D639,632 S \* 6/2011 Freeman ..... D8/99  
D863,929 S \* 10/2019 Chalfant ..... D8/99  
D863,930 S \* 10/2019 Chalfant ..... D8/99  
D863,931 S \* 10/2019 Chalfant ..... D8/99  
D898,541 S \* 10/2020 Chumchai ..... B26B 5/00  
D8/99  
D925,324 S \* 7/2021 Hangartner ..... D8/99  
D951,745 S \* 5/2022 Dickman ..... B26B 1/08  
D8/99  
2017/0361473 A1 \* 12/2017 Tkachenko ..... B26B 1/02  
2022/0055233 A1 \* 2/2022 Delplanche ..... B26B 1/08  
2022/0305683 A1 \* 9/2022 Karchon ..... B26B 11/00

\* cited by examiner  
*Primary Examiner* — Philip S Hyder  
(74) *Attorney, Agent, or Firm* — Schwabe Williamson &  
Wyatt, P.C.

(57) **CLAIM**  
We claim the ornamental design for a folding knife, as  
shown and described.

**DESCRIPTION**  
FIG. 1 is a perspective view of a folding knife, showing our  
new design;  
FIG. 2 is a right side view thereof;  
FIG. 3 is a left side view thereof;  
FIG. 4 is a top view thereof;  
FIG. 5 is a bottom view thereof;  
FIG. 6 is a front view thereof; and,  
FIG. 7 is a rear view thereof.  
The dot-dash lines indicate unclaimed boundaries of the  
claimed design. The remaining broken lines depict portions  
of the folding knife in which the design is embodied that  
form no part of the claimed design.

**1 Claim, 3 Drawing Sheets**



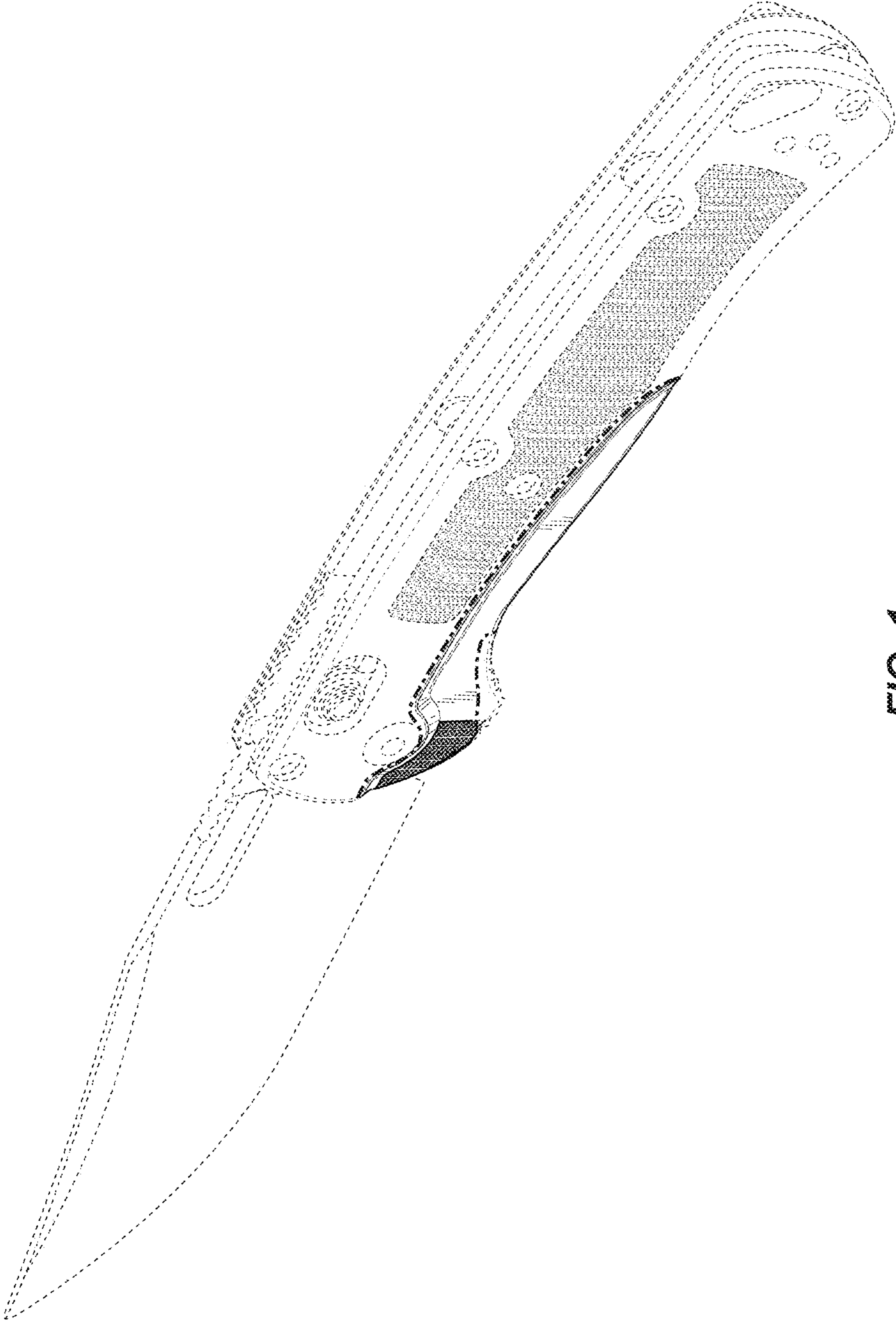


FIG. 1

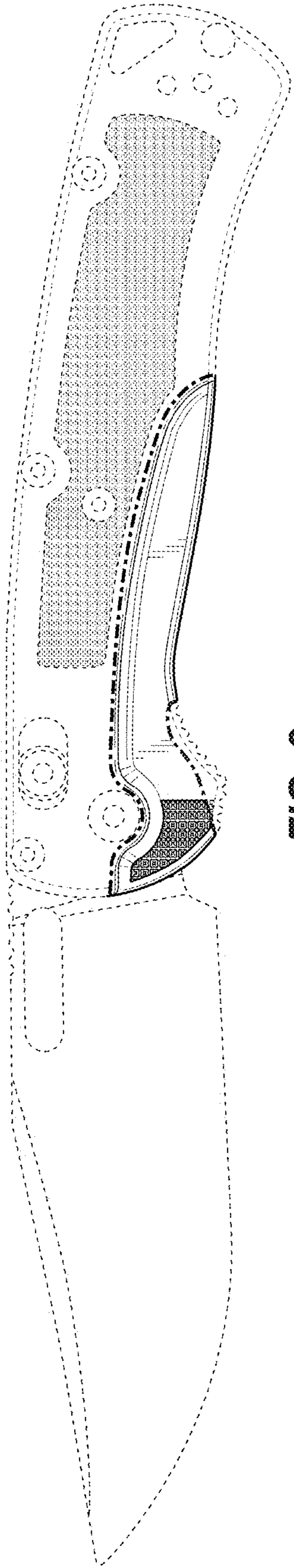


FIG. 2

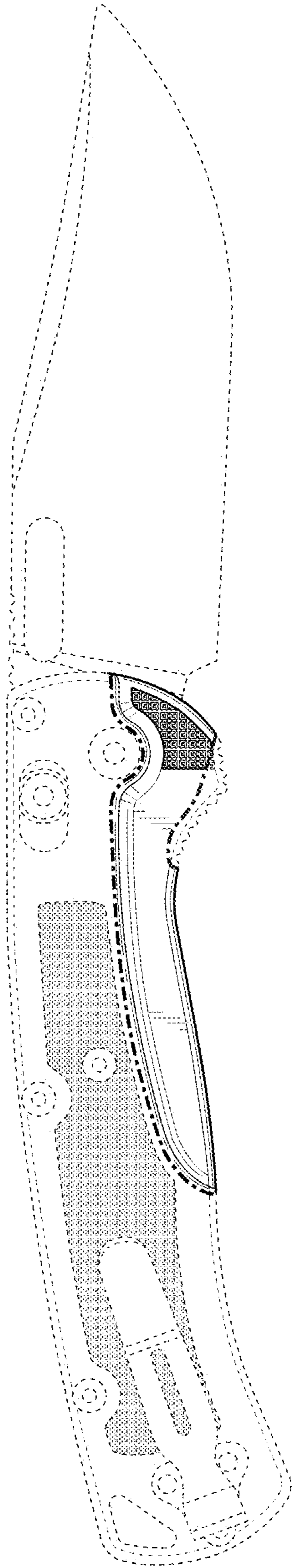


FIG. 3

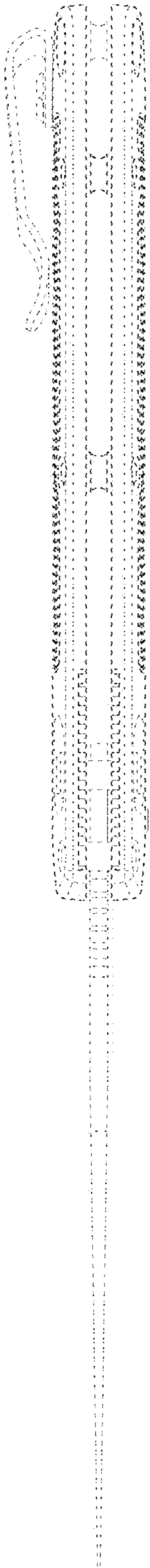


FIG. 4

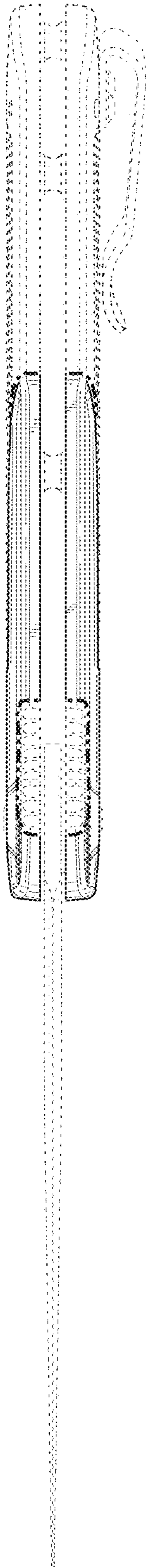


FIG. 5

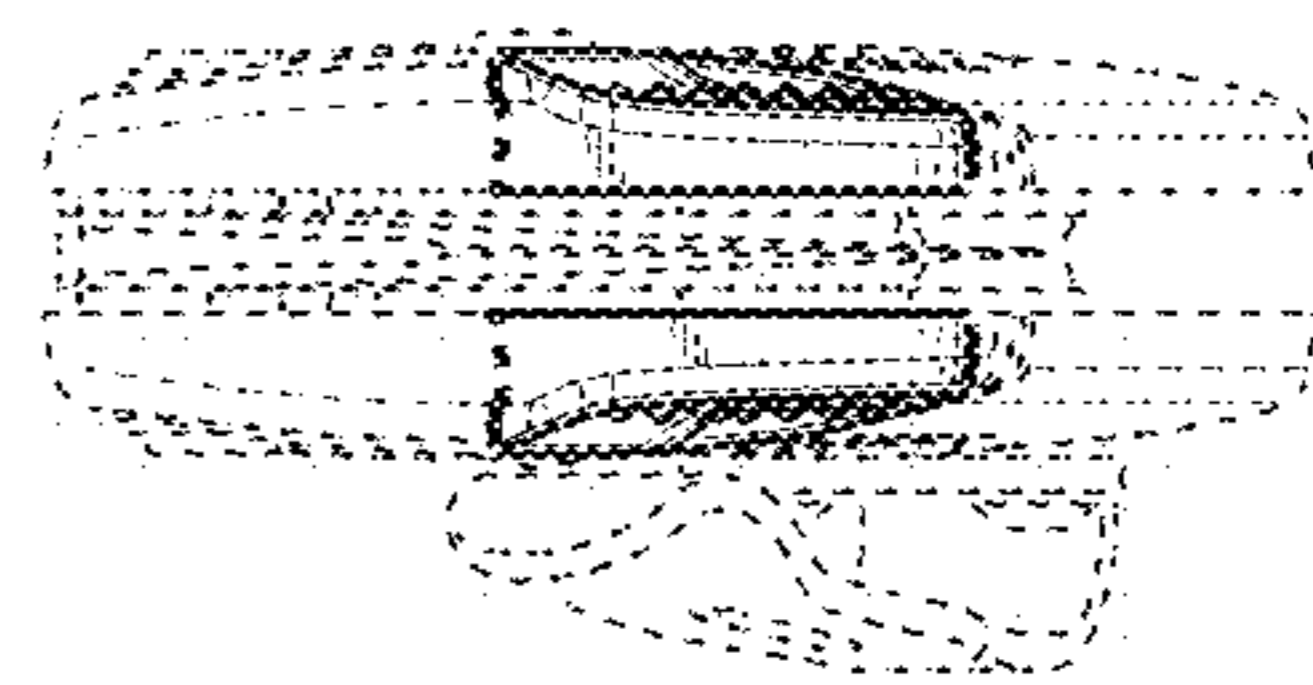


FIG. 6




FIG. 7