



US00D981199S

(12) **United States Design Patent**  
**Goss et al.**

(10) **Patent No.:** **US D981,199 S**

(45) **Date of Patent:** **\*\* Mar. 21, 2023**

- (54) **HAMMERLESS TOOL**
- (71) Applicant: **HAMMERLESS TOOLS LLC**,  
Seattle, WA (US)
- (72) Inventors: **James Goss**, Spokane, WA (US);  
**Marty Parola**, Spokane, WA (US);  
**Mark Turpen**, Seattle, WA (US)
- (73) Assignee: **HAMMERLESS TOOLS LLC**,  
Seattle, WA (US)
- (\*\*) Term: **15 Years**
- (21) Appl. No.: **29/779,573**
- (22) Filed: **Apr. 20, 2021**
- (51) **LOC (14) Cl.** ..... **08-05**
- (52) **U.S. Cl.**  
USPC ..... **D8/47**
- (58) **Field of Classification Search**  
USPC ..... D8/14, 47, 98, 300, 107; D24/133;  
D19/174, 199, 916  
CPC .. B25C 3/006; B25D 1/16; B25D 5/00; B26F  
1/32; B25G 1/10  
See application file for complete search history.

(56) **References Cited**

**U.S. PATENT DOCUMENTS**

354,663 A	12/1886	Snider	
1,458,961 A *	6/1923	Williams	B25D 3/00 173/132
1,887,085 A *	11/1932	Ehrlich	B25D 5/00 173/202
2,602,360 A *	7/1952	Berninger	B25D 5/00 30/367
2,675,079 A *	4/1954	Hughes	C14B 5/00 30/367
D174,249 S *	3/1955	Daniels	D19/163
3,297,352 A *	1/1967	Larrison	H01F 7/0257 294/65.5

5,307,741 A	5/1994	Clark et al.	
D354,663 S *	1/1995	Clark	B25D 3/00 D8/47
5,426,858 A *	6/1995	Clark	B25D 5/00 81/463
5,433,007 A *	7/1995	Clark	B25C 3/006 30/360
D361,346 S *	8/1995	Johnson	B25D 5/00 D19/918
D398,494 S *	9/1998	Bickford	B25C 3/006 D8/47
D427,241 S *	6/2000	Izushima	D19/199
D431,262 S *	9/2000	Izushima	D19/174
6,273,626 B1 *	8/2001	Yazawa	B43K 23/008 401/6
D457,563 S *	5/2002	Moon	D19/918
D497,300 S *	10/2004	Chen	D8/70
D605,699 S *	12/2009	Li	D19/174

(Continued)

**FOREIGN PATENT DOCUMENTS**

WO WO9423905 A1 10/1994

*Primary Examiner* — Philip S Hyder

(74) *Attorney, Agent, or Firm* — Lee & Hayes, P.C.

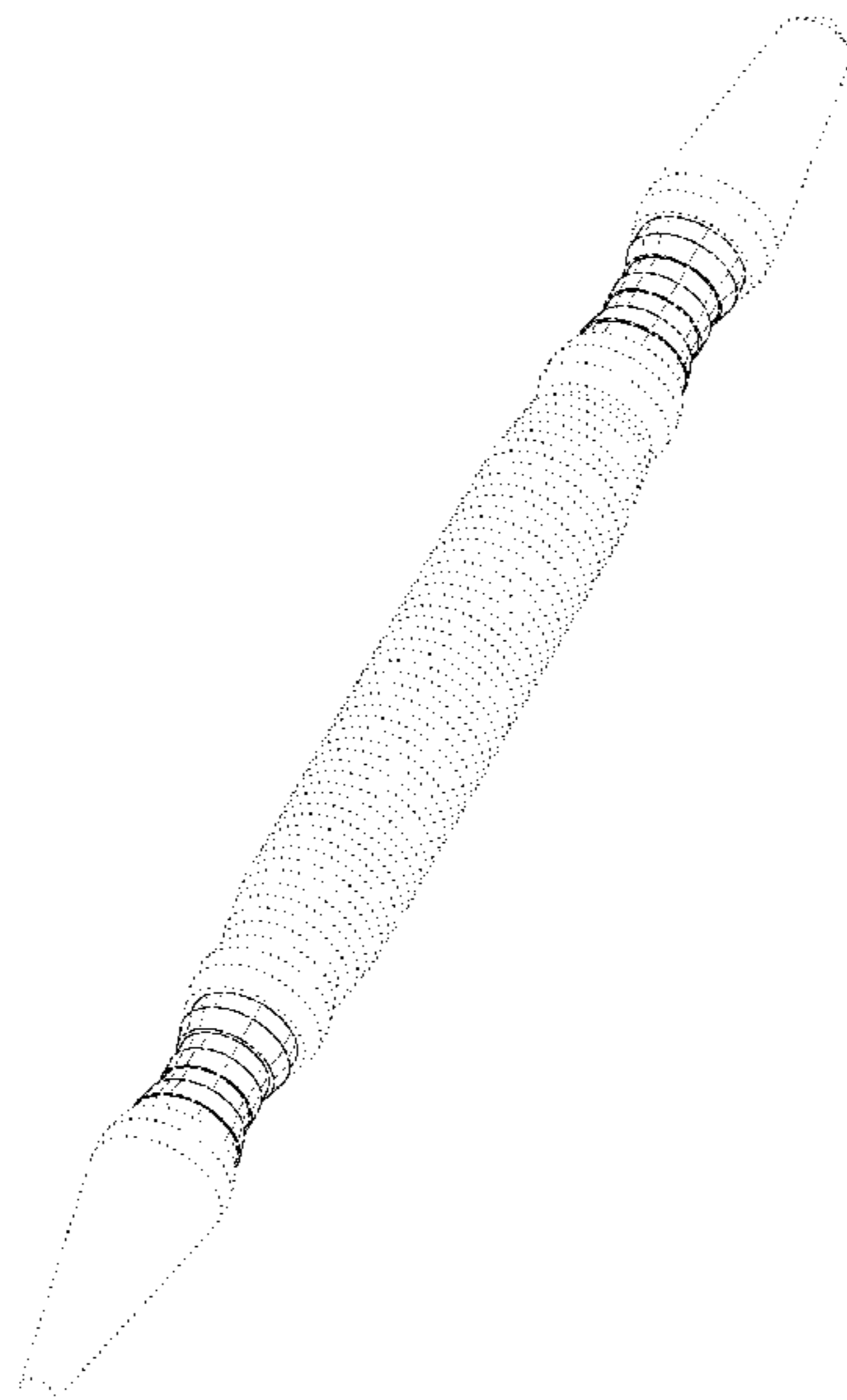
(57) **CLAIM**

The ornamental design for a hammerless tool, as shown and described.

**DESCRIPTION**

FIG. 1 is a top, front, right-side perspective view of an embodiment of a hammerless tool;  
 FIG. 2 is a bottom, back, left-side perspective view thereof;  
 FIG. 3 is a right-side view thereof;  
 FIG. 4 is a left-side view thereof;  
 FIG. 5 is a front view thereof; and,  
 FIG. 6 is a back view thereof.  
 The dashed broken lines depict portions of the hammerless tool that form no part of the claimed design.

**1 Claim, 6 Drawing Sheets**



(56)

**References Cited**

U.S. PATENT DOCUMENTS

D684,627 S *	6/2013	Casciotti .....	D19/918
D689,934 S *	9/2013	Chu .....	D19/179
D733,219 S *	6/2015	Li .....	D19/173
D746,922 S *	1/2016	Chu .....	D19/906
D787,595 S *	5/2017	Kim .....	D19/174
D846,640 S *	4/2019	Nakazawa .....	D19/174
D855,699 S *	8/2019	Xiong .....	D19/123
10,524,804 B2 *	1/2020	Clark .....	A61B 17/1604
D876,541 S *	2/2020	Nakazawa .....	D19/174
2011/0094353 A1 *	4/2011	Lombardi .....	B25C 3/006 81/438
2014/0305266 A1 *	10/2014	Wernersson .....	B25G 1/10 81/436

\* cited by examiner

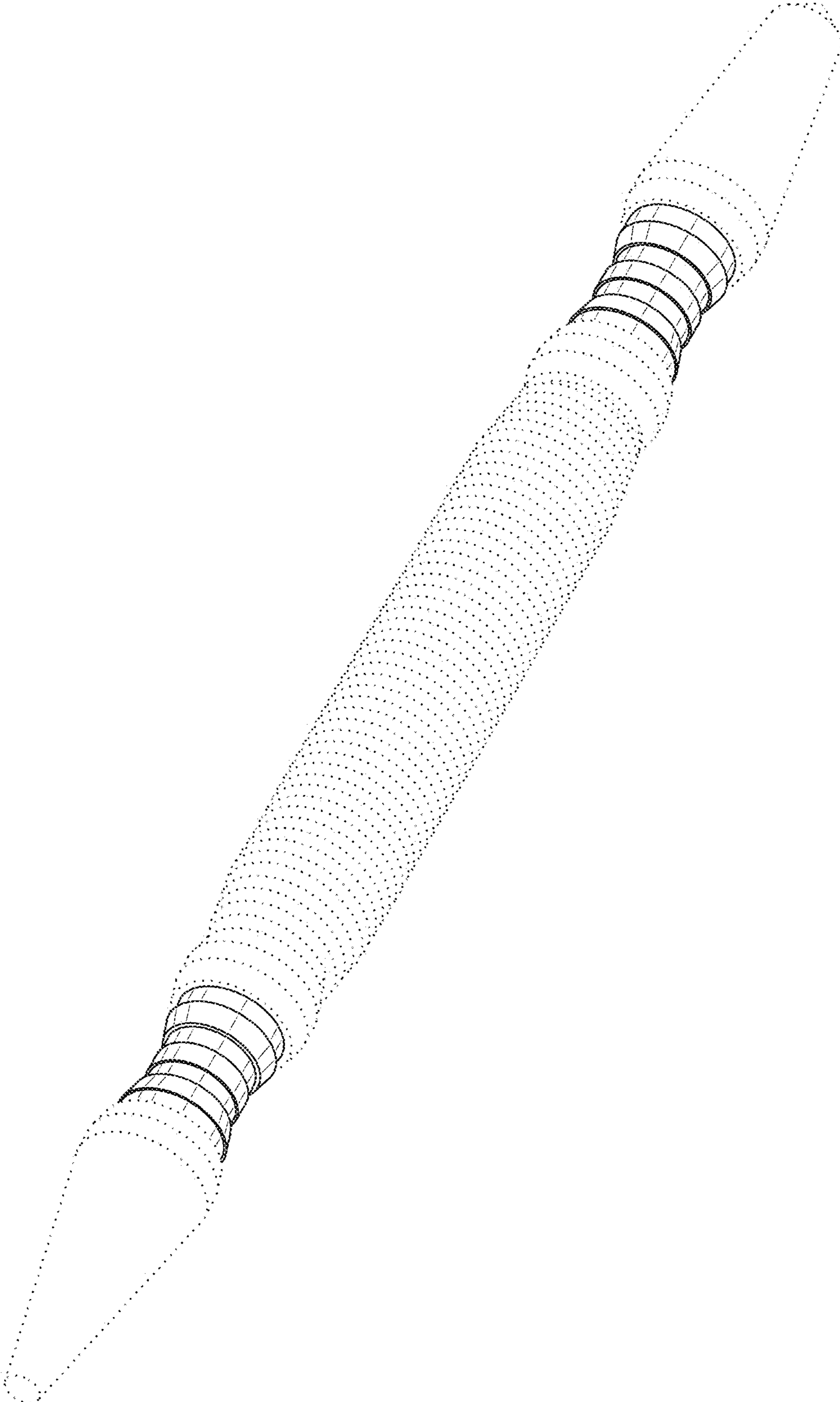


FIG. 1

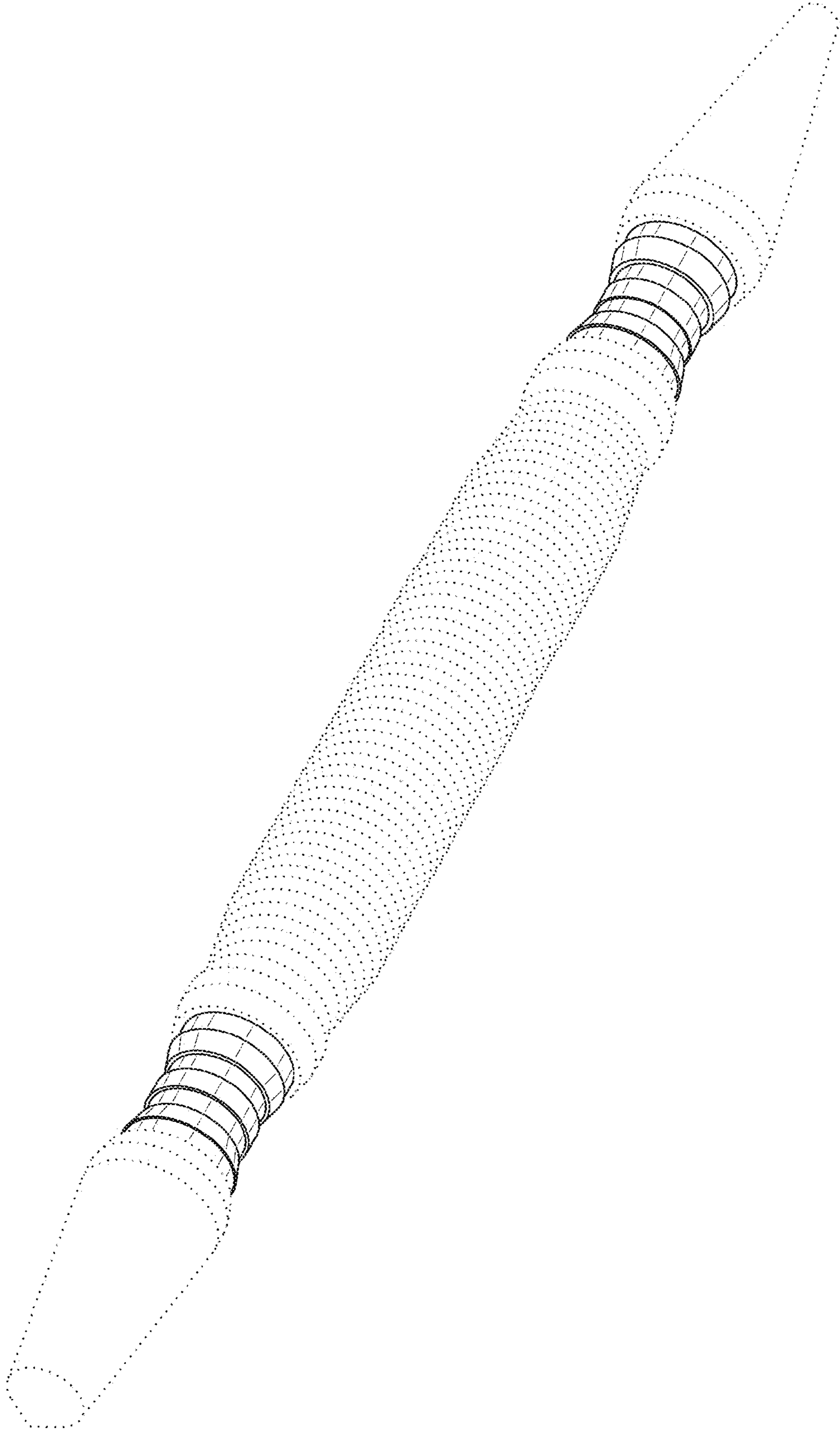


FIG. 2




FIG. 3




FIG. 4

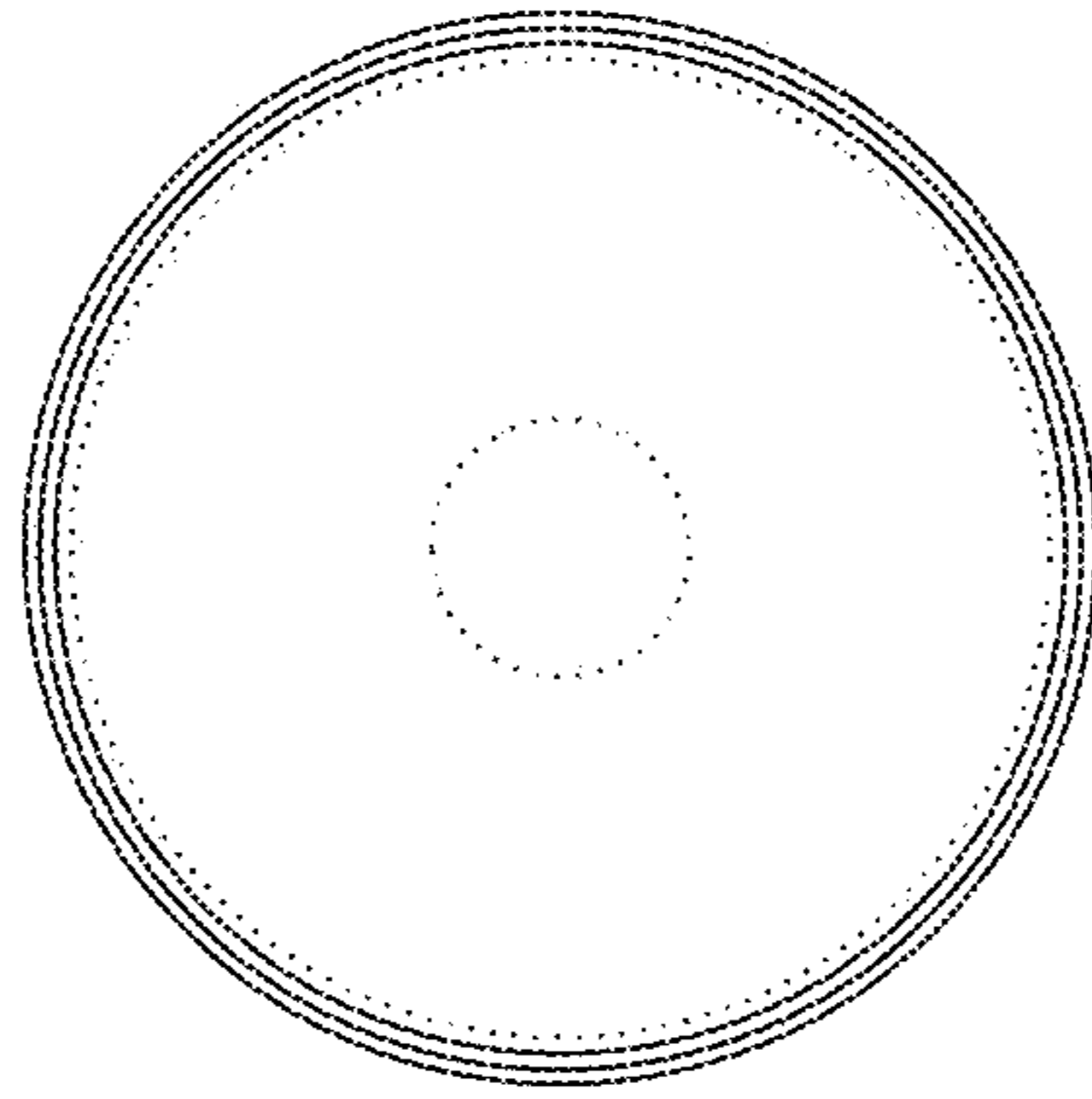


FIG. 5

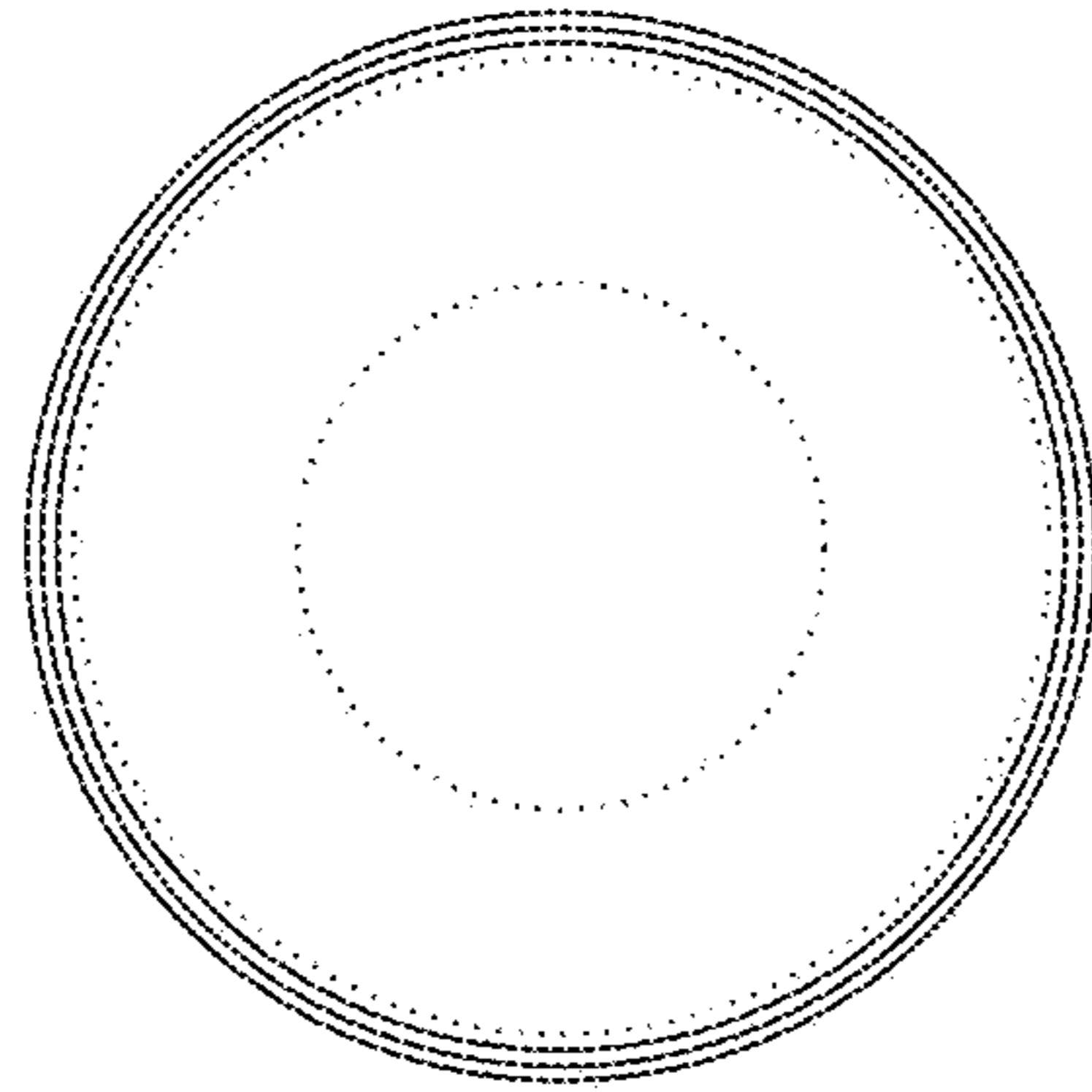


FIG. 6