



US00D981161S

(12) **United States Design Patent** (10) **Patent No.:** **US D981,161 S**  
**Croft et al.** (45) **Date of Patent:** **\*\* Mar. 21, 2023**

(54) **PITCHER**

FOREIGN PATENT DOCUMENTS

(71) Applicant: **Rubbermaid Incorporated**, Atlanta, GA (US)

BX 27942-001 \* 6/1997  
CA 63608 \* 7/1989

(Continued)

(72) Inventors: **Bill Croft**, Huntersville, NC (US); **Tim Haley**, Kalamazoo, MI (US); **Greg Shoemaker**, Cornelius, NC (US); **Jeff Stark**, Davidson, NC (US); **Caleb Teerman**, Grand Rapids, MI (US)

OTHER PUBLICATIONS

Joey'z Shopping, "1 Gallon/3.8 Liter Slim Heavy Duty Plastic Measuring Pitcher," Aug. 12, 2019, Amazon.com, www.amazon.com/Pitcher-Freezer-Dishwasher-BPA-free-phthalate-fre/dp/B07WHF6XQ2 (Year: 2019).\*

(73) Assignee: **Rubbermaid Incorporated**, Atlanta, GA (US)

*Primary Examiner* — Joseph Kukella  
*Assistant Examiner* — Arva P Adams

(\*\*) Term: **15 Years**

(74) *Attorney, Agent, or Firm* — Husch Blackwell LLP

(21) Appl. No.: **29/770,523**

(22) Filed: **Feb. 12, 2021**

(57) **CLAIM**

(51) **LOC (14) Cl.** ..... **07-01**

The ornamental design for a pitcher, as shown and described.

(52) **U.S. Cl.**

USPC ..... **D7/317; D7/622**

(58) **Field of Classification Search**

USPC ..... D7/300, 302, 312, 316-319, 321-322, D7/392, 392.1, 396.2, 608, 619.1, 622, D7/629; D9/443, 530; D10/46.2

CPC .. A47G 19/12; A47G 19/14; A47G 2019/122; A47J 41/0016; A47J 41/0022; A47J 41/0027

See application file for complete search history.

**DESCRIPTION**

FIG. 1 is a perspective view of a pitcher showing the new design;

FIG. 2 is a right side elevation view of the pitcher of FIG. 1;

FIG. 3 is a left side elevation view of the pitcher shown in FIG. 1;

FIG. 4 is a front side elevation view of the pitcher shown in FIG. 1;

FIG. 5 is a rear elevation view of the pitcher shown in FIG. 1;

FIG. 6 is a top plan view of the pitcher shown in FIG. 1; and, FIG. 7 is a bottom plan view of the pitcher shown in FIG. 1.

The broken lines in the figures illustrate unclaimed environment and form no part of the claimed design.

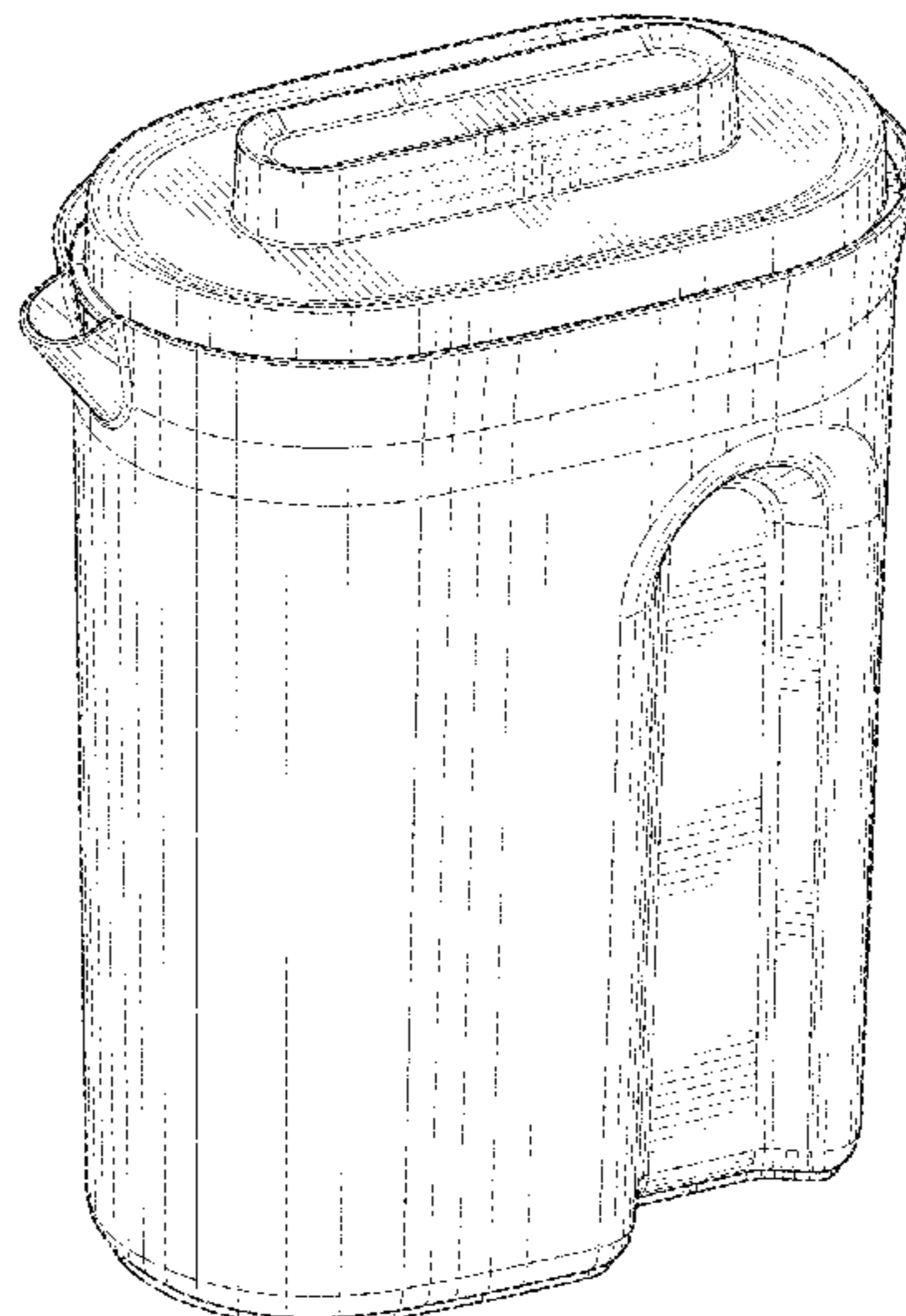
(56) **References Cited**

U.S. PATENT DOCUMENTS

D166,774 S \* 5/1952 Russell ..... D7/317  
D181,621 S \* 12/1957 Blod ..... B67B 7/30  
D204,947 S \* 5/1966 Benjamin ..... B67B 7/30  
D247,737 S \* 4/1978 Alexander ..... D7/321  
D272,225 S \* 1/1984 DeCoster ..... D7/312  
D285,160 S \* 8/1986 Osit ..... D7/319  
D287,691 S \* 1/1987 Conti ..... D7/392.1

(Continued)

**1 Claim, 5 Drawing Sheets**



(56)

**References Cited**

U.S. PATENT DOCUMENTS

4,671,427 A \* 6/1987 Farquharson ..... B67B 7/30  
 24/30.5 R  
 D312,552 S \* 12/1990 Carlson ..... D7/319  
 D313,555 S \* 1/1991 Jordi ..... D7/612  
 D350,876 S \* 9/1994 VanValkenburg ..... D7/629  
 6,231,226 B1 \* 5/2001 Neidigh ..... A47J 43/1081  
 366/256  
 D453,089 S \* 1/2002 Neidigh ..... D7/319  
 D459,941 S \* 7/2002 Miller ..... C02F 1/003  
 D23/207  
 D469,011 S \* 1/2003 Miller ..... D7/601  
 D517,852 S \* 3/2006 Jalet ..... A47G 19/12  
 D7/312  
 D550,021 S \* 9/2007 Heiberg ..... D7/319  
 D584,913 S \* 1/2009 Green ..... D7/319  
 D636,631 S \* 4/2011 Muddana ..... D7/319  
 D677,511 S \* 3/2013 Gray ..... A47G 23/0241  
 D7/316  
 D703,479 S \* 4/2014 Norland ..... D7/378  
 D734,087 S \* 7/2015 Melzer ..... D7/319  
 D736,571 S \* 8/2015 Laskowski ..... D7/629  
 D772,635 S \* 11/2016 Zhu ..... D7/319  
 D787,875 S \* 5/2017 Melzer ..... D7/317  
 D789,135 S \* 6/2017 Green ..... D7/317  
 D801,100 S \* 10/2017 Rummel ..... D7/318  
 2003/0214140 A1 \* 11/2003 Lynd ..... A47G 23/0241  
 215/396

FOREIGN PATENT DOCUMENTS

NZ 400546-0001 \* 6/2001  
 WO WO-D207140-014 \* 4/2020

\* cited by examiner




FIG. 1

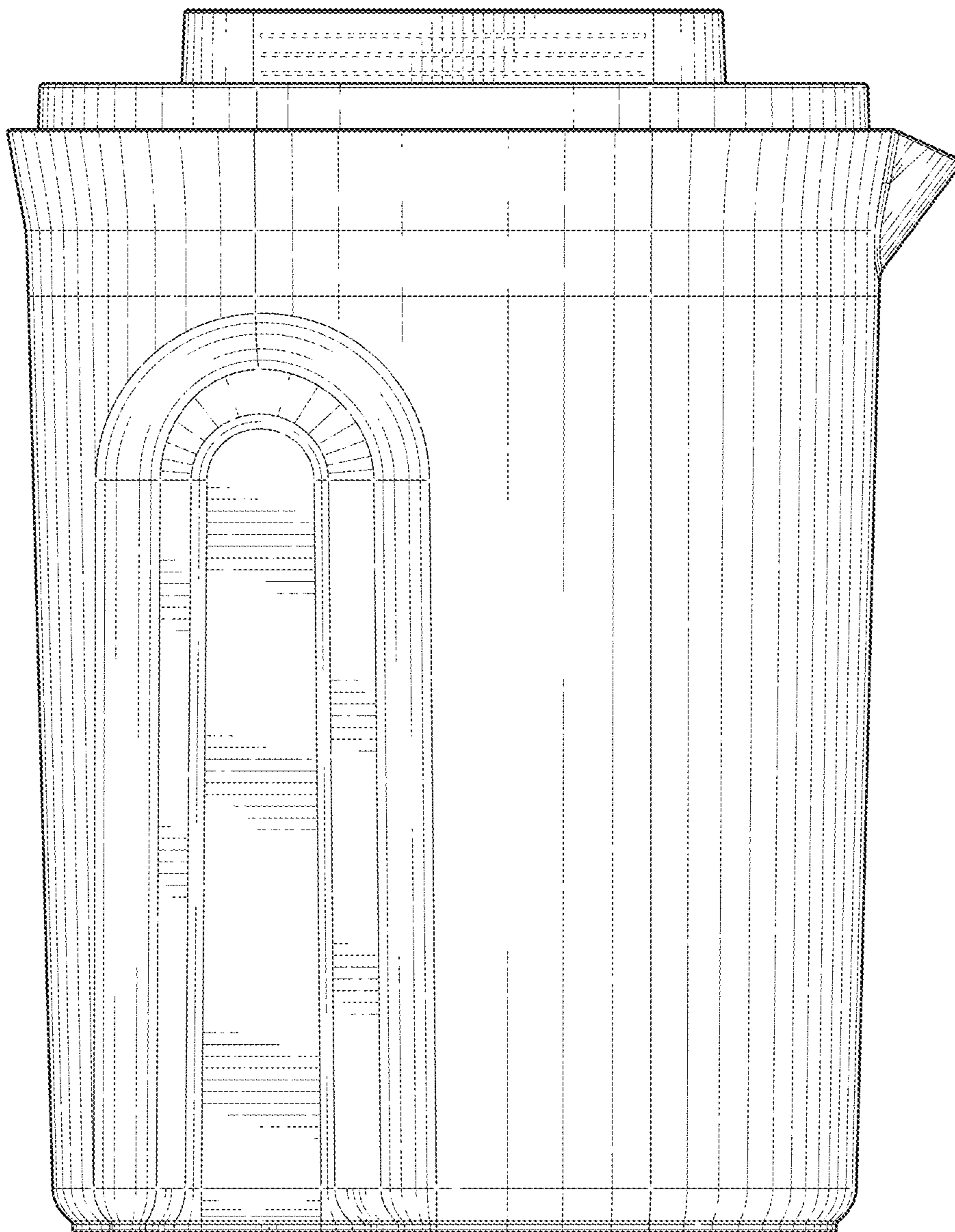


FIG. 2




FIG. 3

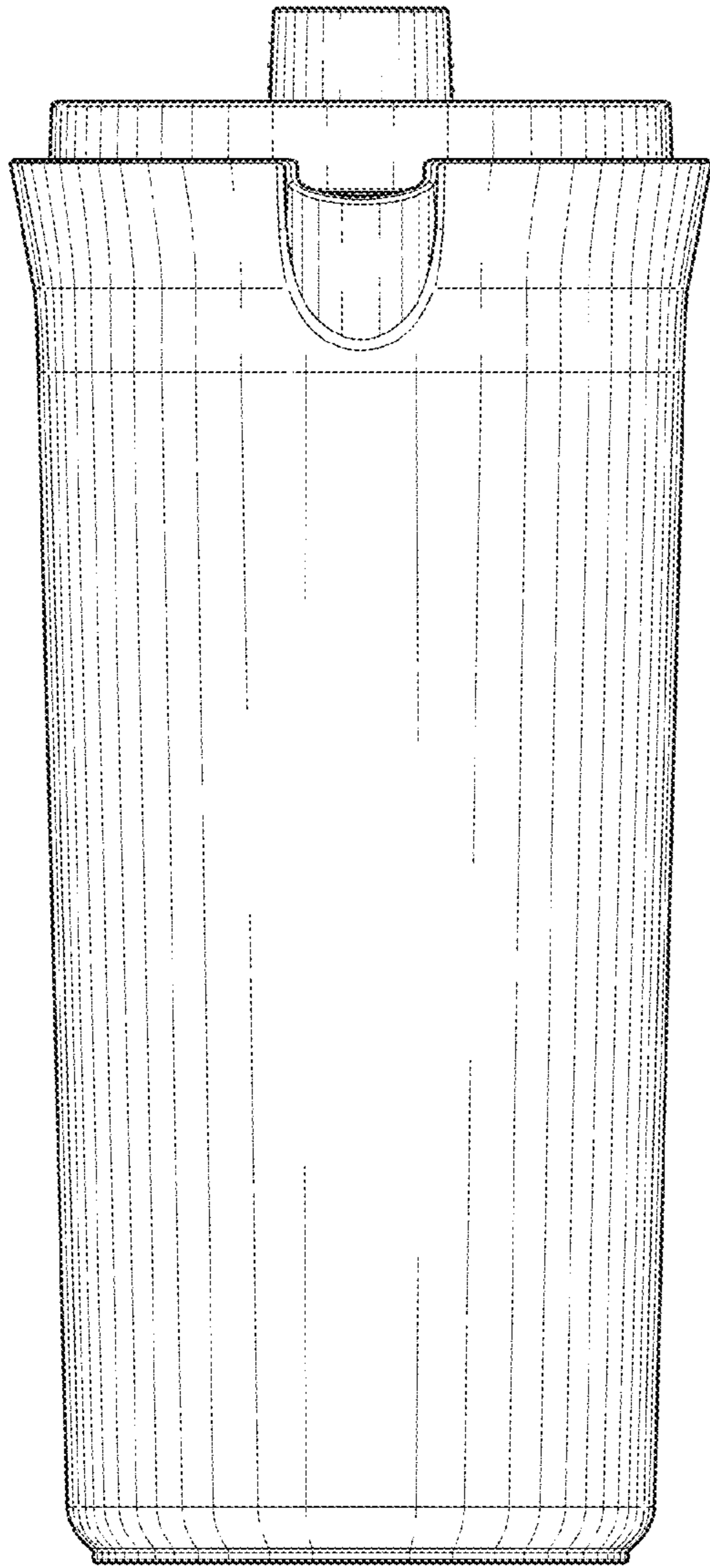


FIG. 4

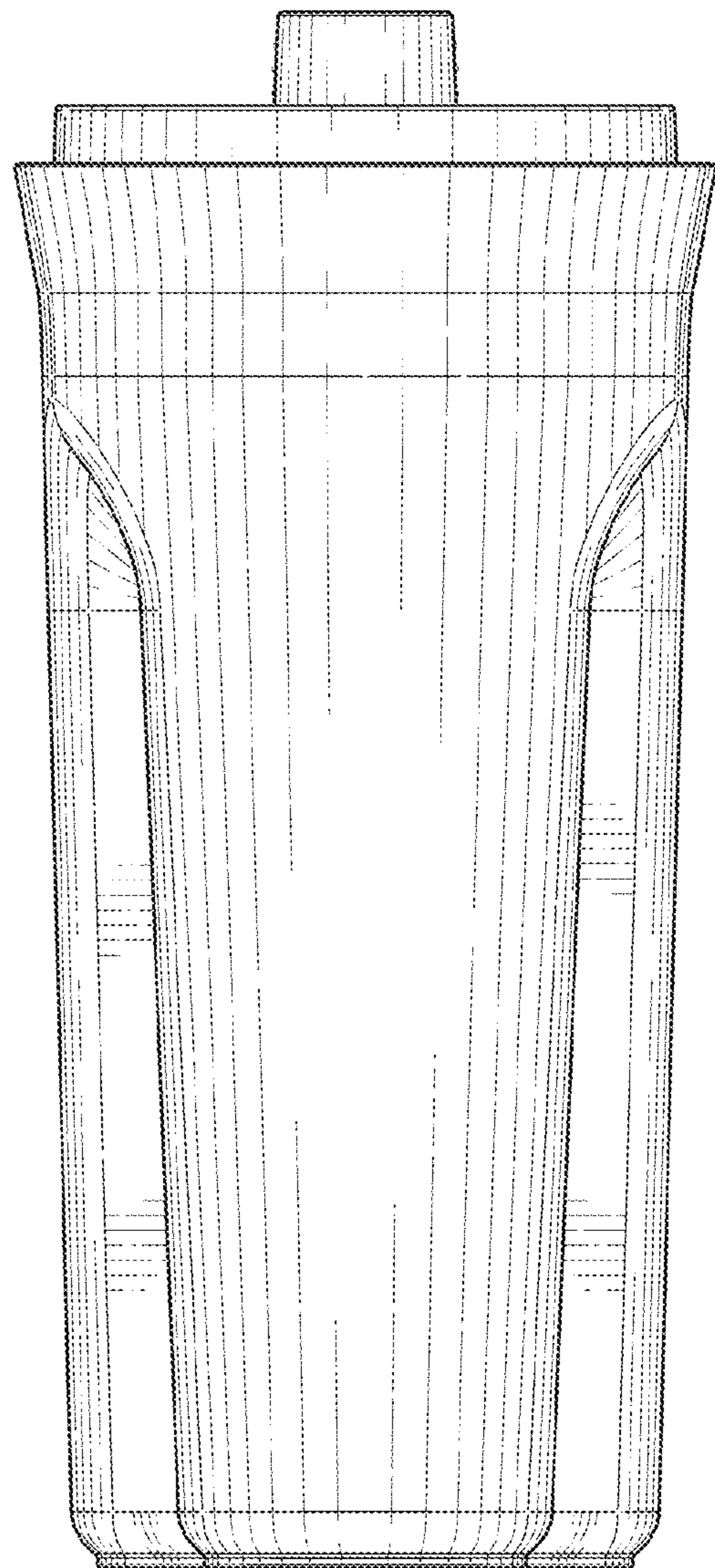


FIG. 5

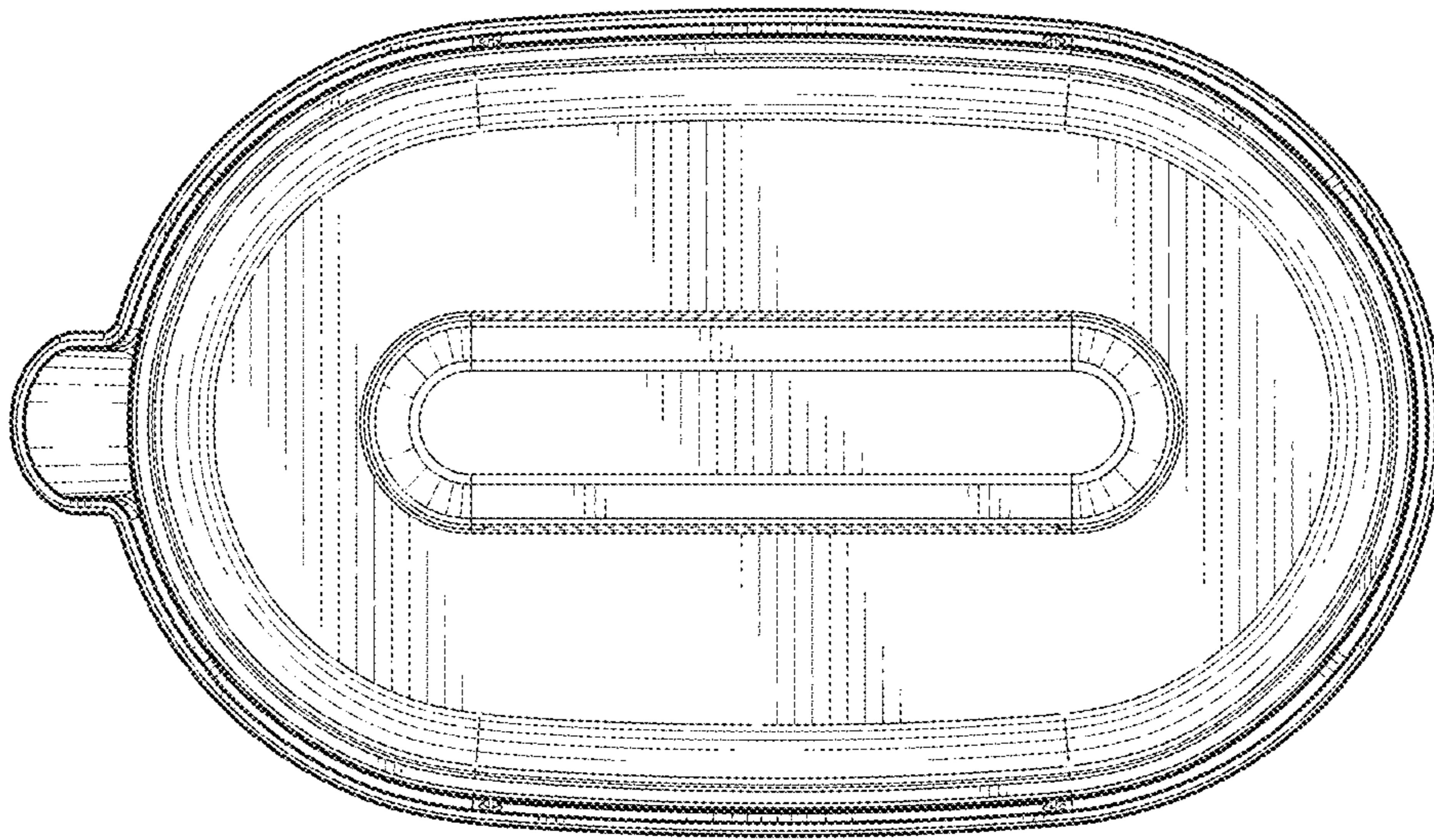


FIG. 6

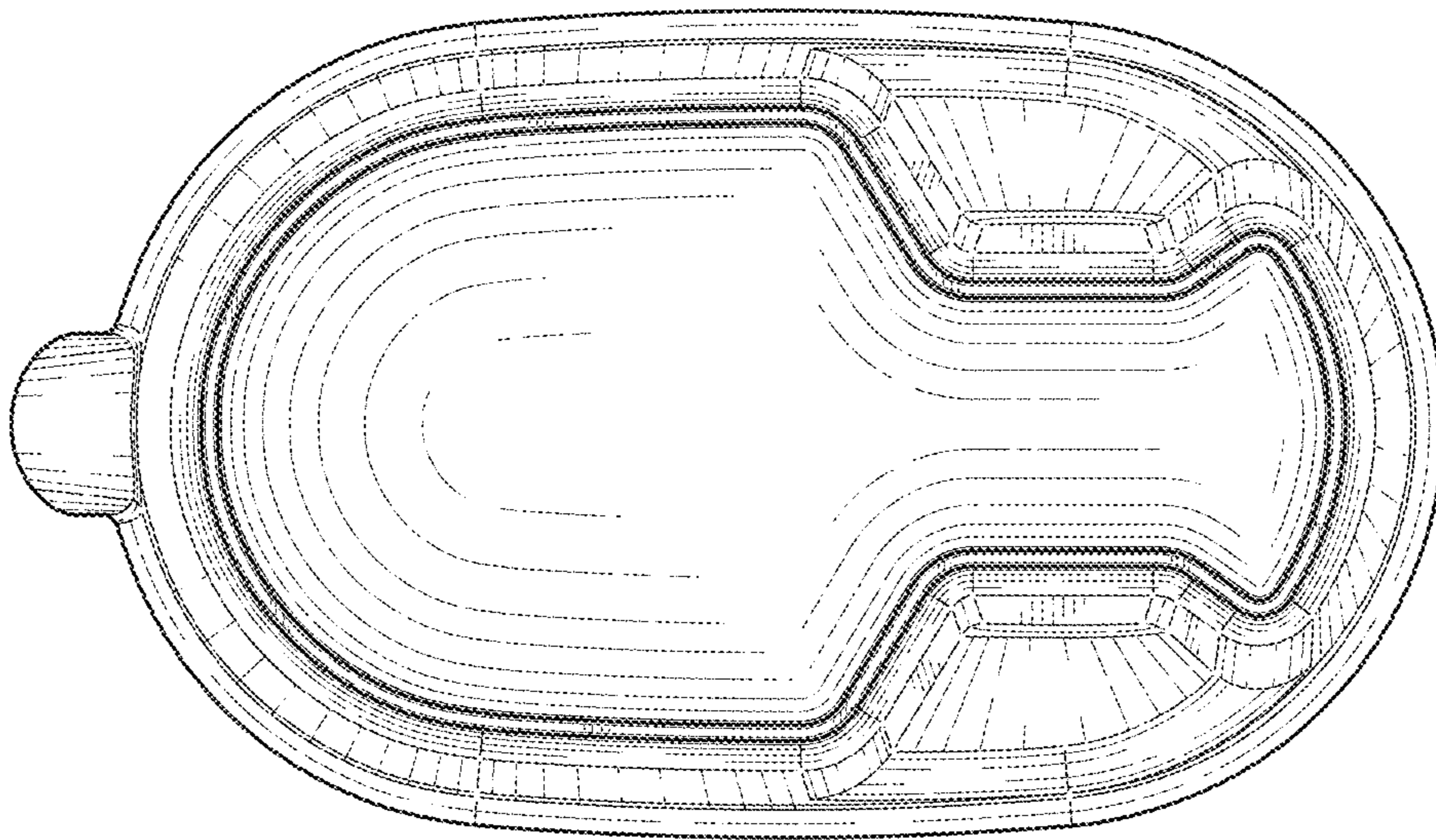


FIG. 7