



US00D981155S

(12) **United States Design Patent**  
**Jackson**

(10) **Patent No.:** **US D981,155 S**

(45) **Date of Patent:** **\*\* Mar. 21, 2023**

(54) **TABLE**

(71) Applicant: **Williams-Sonoma, Inc.**, San Francisco, CA (US)

(72) Inventor: **William Jackson**, Brooklyn, NY (US)

(73) Assignee: **Williams-Sonoma, Inc.**, San Francisco, CA (US)

(\*\*) Term: **15 Years**

(21) Appl. No.: **29/752,021**

(22) Filed: **Sep. 24, 2020**

(51) **LOC (14) Cl.** ..... **06-03**

(52) **U.S. Cl.**  
USPC ..... **D6/691.9**

(58) **Field of Classification Search**  
USPC .... D6/349, 685, 686, 690, 691, 691.1-691.9  
CPC .. A47B 7/00; A47B 9/00; A47B 13/00; A47B 13/002; A47B 13/04; A47B 13/06; A47B 13/08; A47B 13/10; A47B 13/12; A47B 17/00; A47B 21/00; A47B 2200/0001; A47B 2200/0011; A47B 2200/002  
See application file for complete search history.

(56) **References Cited**

**U.S. PATENT DOCUMENTS**

D141,386 S \* 5/1945 Rosenfeld ..... 108/27  
D244,417 S \* 5/1977 Pratt ..... D6/691.2

D431,737 S \* 10/2000 Veeley ..... D6/691.8  
D452,624 S \* 1/2002 de Blois ..... D6/691.9  
D502,617 S \* 3/2005 Chang ..... D6/691.9  
D520,779 S \* 5/2006 DeBlois ..... D6/675.1  
D534,379 S \* 1/2007 Juneau ..... D6/691.8  
D576,428 S \* 9/2008 Swanson ..... D6/678.1  
D618,016 S \* 6/2010 Metcalf ..... D6/691.8  
D815,467 S 4/2018 Hannoosh  
D818,750 S 5/2018 Hannoosh  
D850,831 S 6/2019 Bieschke  
D942,784 S \* 2/2022 Burge ..... D6/684

\* cited by examiner

*Primary Examiner* — Mary Ann Calabrese

(74) *Attorney, Agent, or Firm* — Cook Alex Ltd.

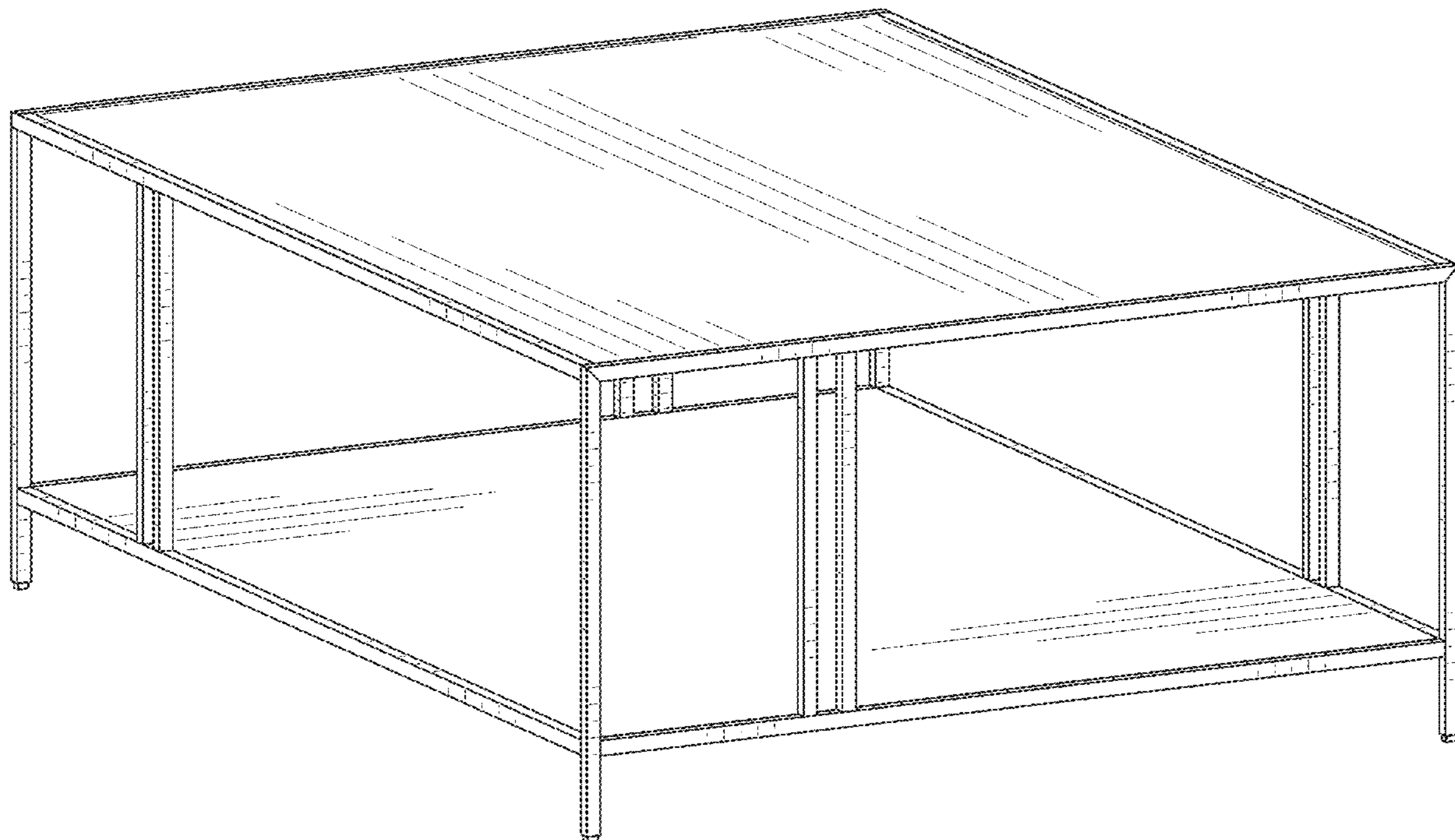
(57) **CLAIM**

The ornamental design for a table, as shown and described.

**DESCRIPTION**

FIG. 1 is a perspective view of the table;  
FIG. 2 is a front elevational view thereof, the opposite side of which is a mirror image;  
FIG. 3 is a left side elevational view thereof, the opposite side of which is a mirror image;  
FIG. 4 is a top plan view thereof; and,  
FIG. 5 is a bottom plan view thereof.  
The broken lines shown in the drawings are for illustrating portions of the table that form no part of the claimed design.

**1 Claim, 4 Drawing Sheets**



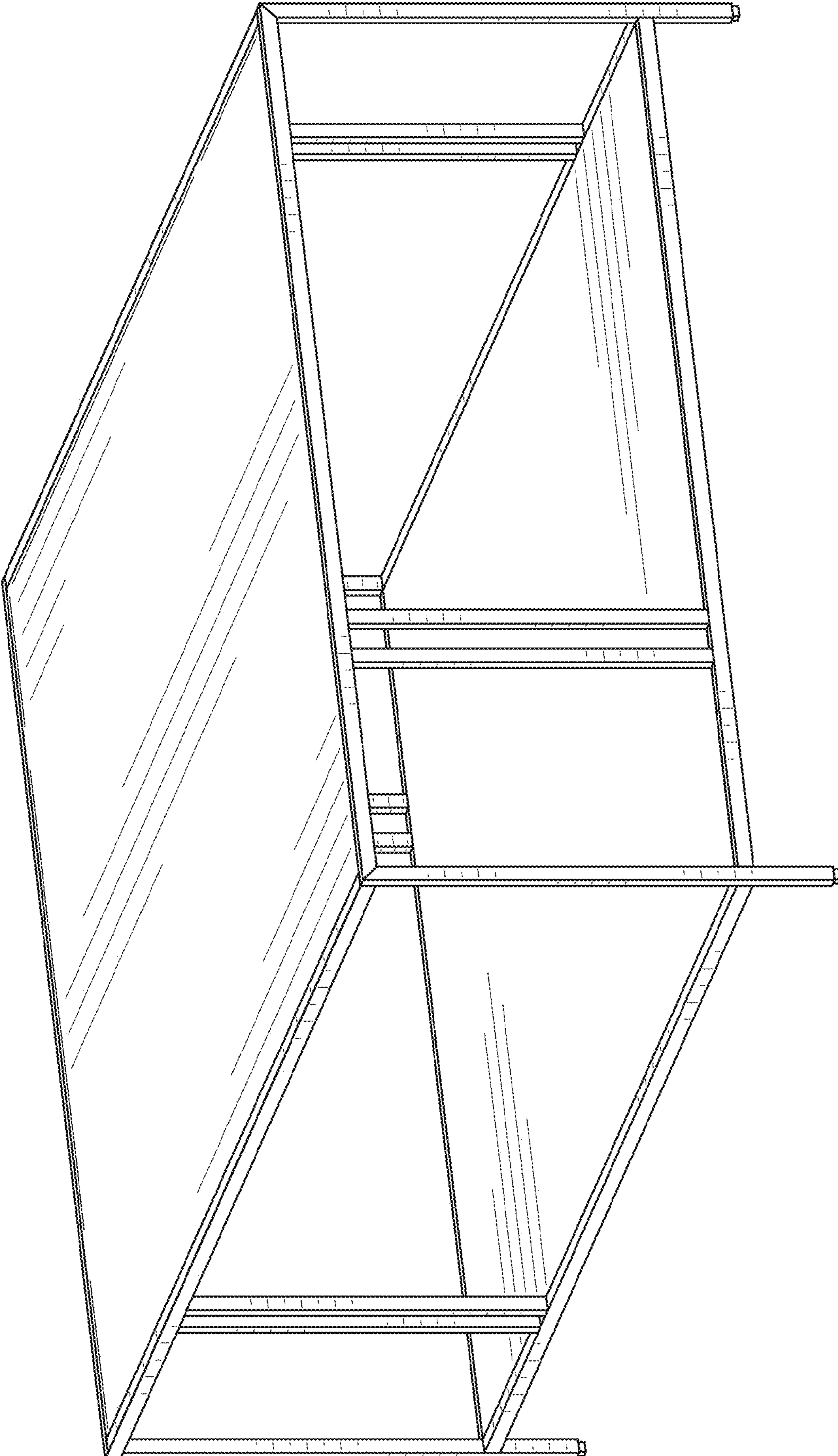


FIG. 1




FIG. 2




FIG. 3

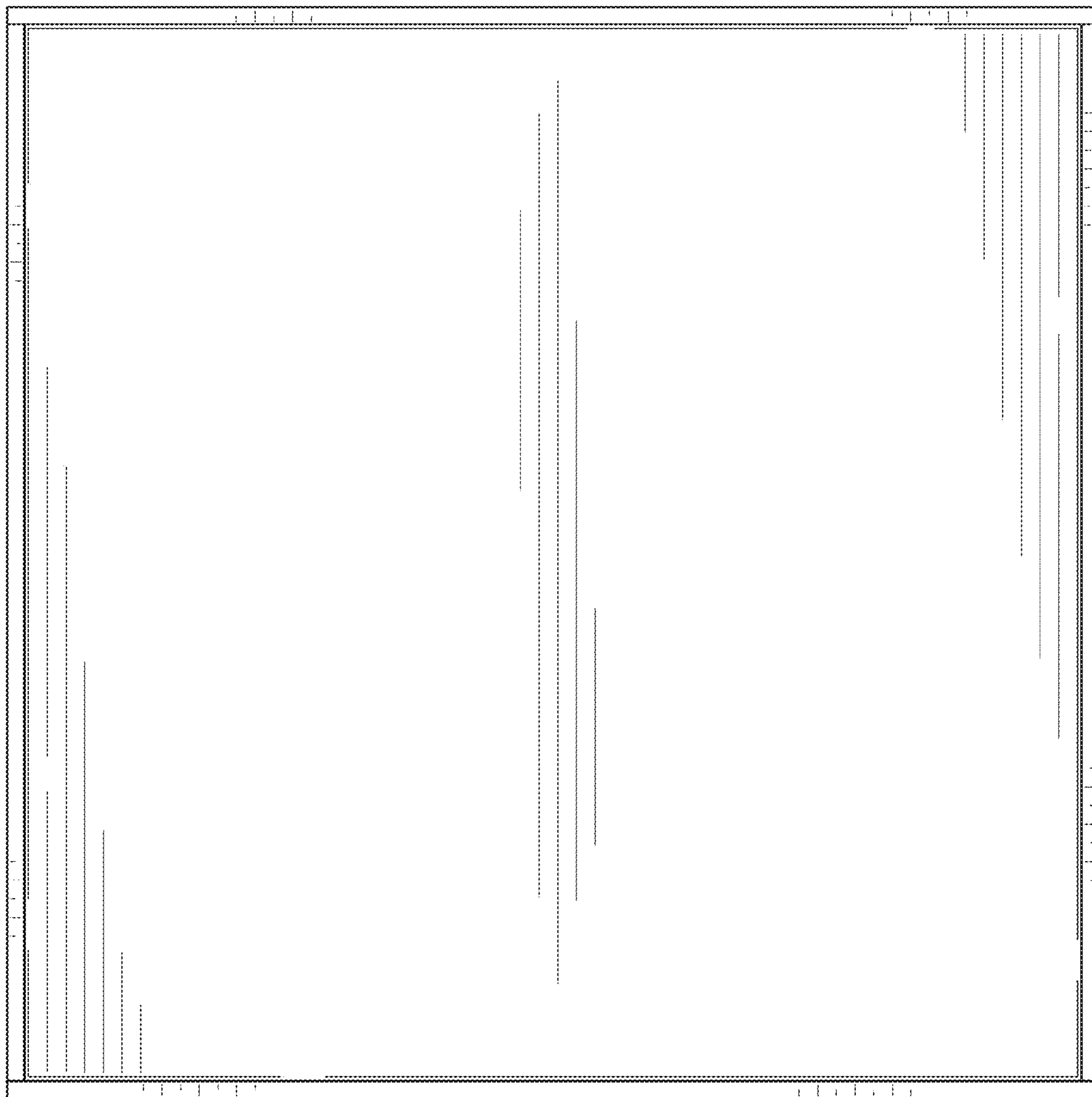


FIG. 4




FIG. 5