



US00D981144S

(12) **United States Design Patent**
Wang

(10) **Patent No.:** **US D981,144 S**

(45) **Date of Patent:** **** Mar. 21, 2023**

(54) **CABINET**

D964,765 S * 9/2022 Li D6/671
D972,345 S * 12/2022 Gao D6/671.1

(71) Applicant: **Lifeng Wang**, Luoyang (CN)

* cited by examiner

(72) Inventor: **Lifeng Wang**, Luoyang (CN)

Primary Examiner — Mimosa De

(**) Term: **15 Years**

(57) **CLAIM**

(21) Appl. No.: **29/830,877**

The ornamental design for a cabinet, as shown and described.

(22) Filed: **Mar. 16, 2022**

(51) **LOC (14) Cl.** **06-04**

(52) **U.S. Cl.**

USPC **D6/671**

(58) **Field of Classification Search**

USPC D6/663, 664, 671, 671.1, 671.2, 671.3,
D6/671.4, 705, 705.2, 705.5

CPC A47B 47/00; A47B 17/04; A47B 45/00;
A47B 47/03; A47B 47/04; A47B 63/00;
A47B 67/00; A47B 67/04; A47B 88/00;
A47B 88/40; A47B 88/42; A47B 47/02;
A47B 47/05

See application file for complete search history.

DESCRIPTION

FIG. 1 is a perspective view of a cabinet showing my new design;

FIG. 2 is another perspective view thereof;

FIG. 3 is a front elevational view thereof;

FIG. 4 is a rear elevational view thereof;

FIG. 5 is a left side elevational view thereof;

FIG. 6 is a right side elevational view thereof;

FIG. 7 is a top plan view thereof;

FIG. 8 is a bottom plan view thereof; and,

FIG. 9 is an enlarged view of portion 9 shown in FIG. 1.

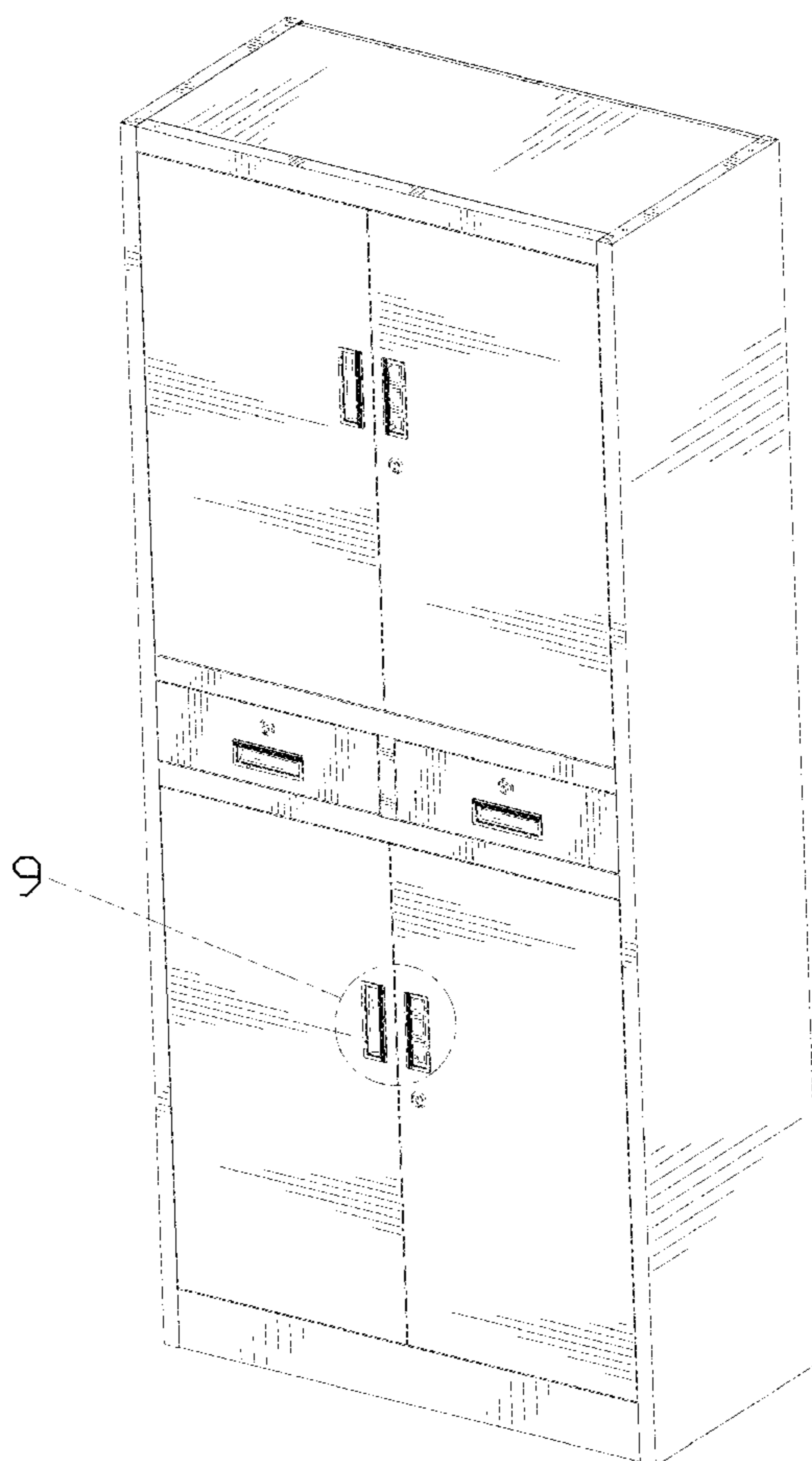
The dash-dash broken lines in the drawings depict portions of the cabinet that form no part of the claimed design. The dot-dash broken lines represent the boundary of the enlarged portion and form no part of the claimed design.

(56) **References Cited**

U.S. PATENT DOCUMENTS

D395,180 S * 6/1998 Sagol D6/671.1
D544,249 S * 6/2007 Good D6/671.1

1 Claim, 9 Drawing Sheets






FIG. 1




FIG. 2

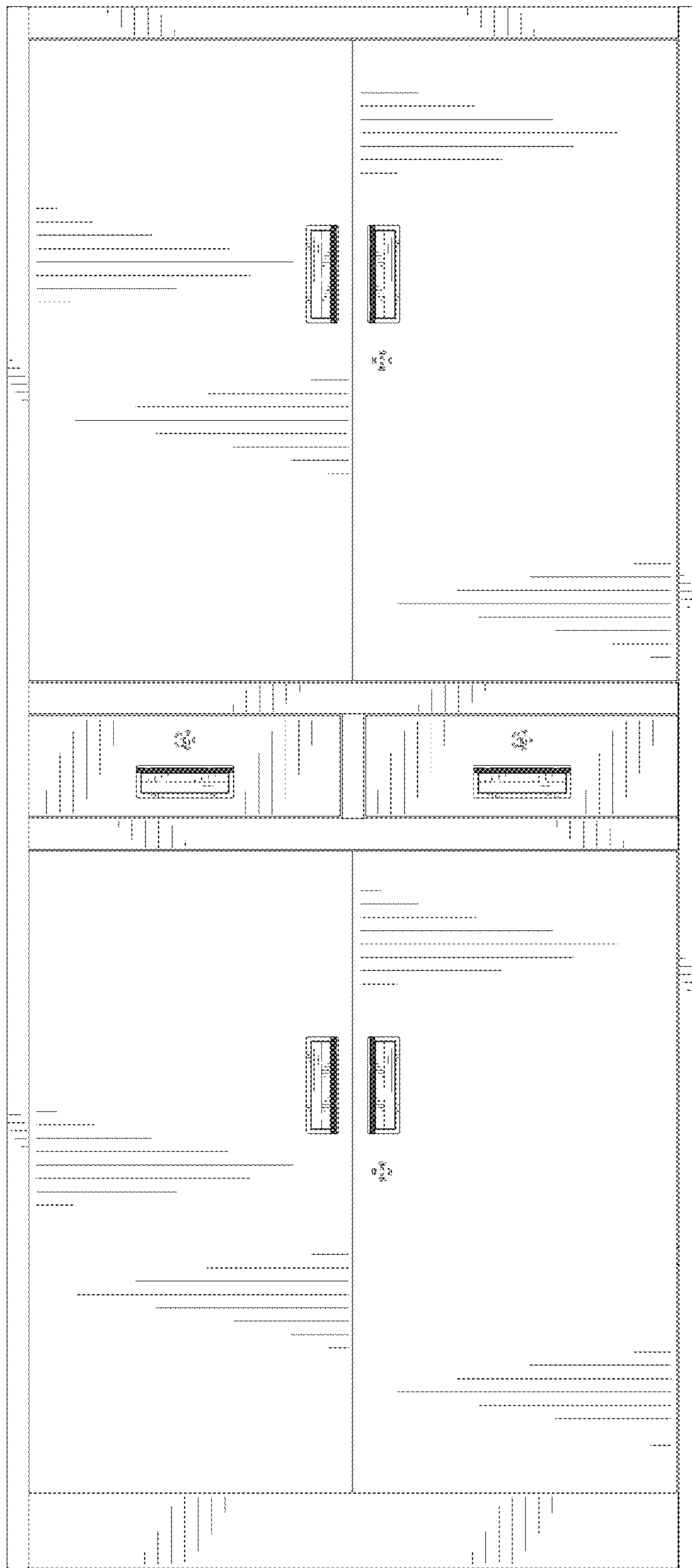


FIG. 3




FIG. 4




FIG. 5




FIG. 6

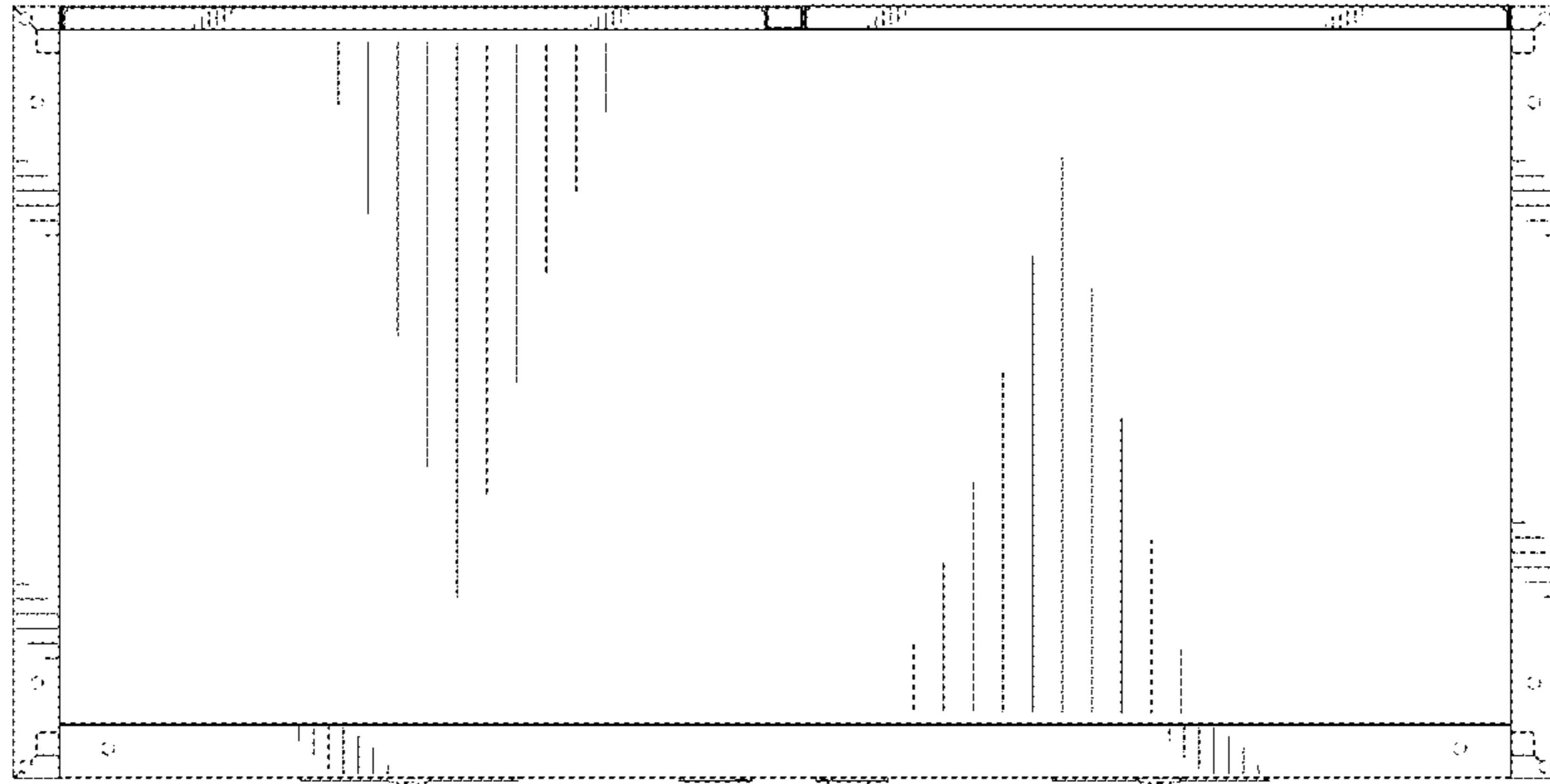


FIG. 7




FIG. 8

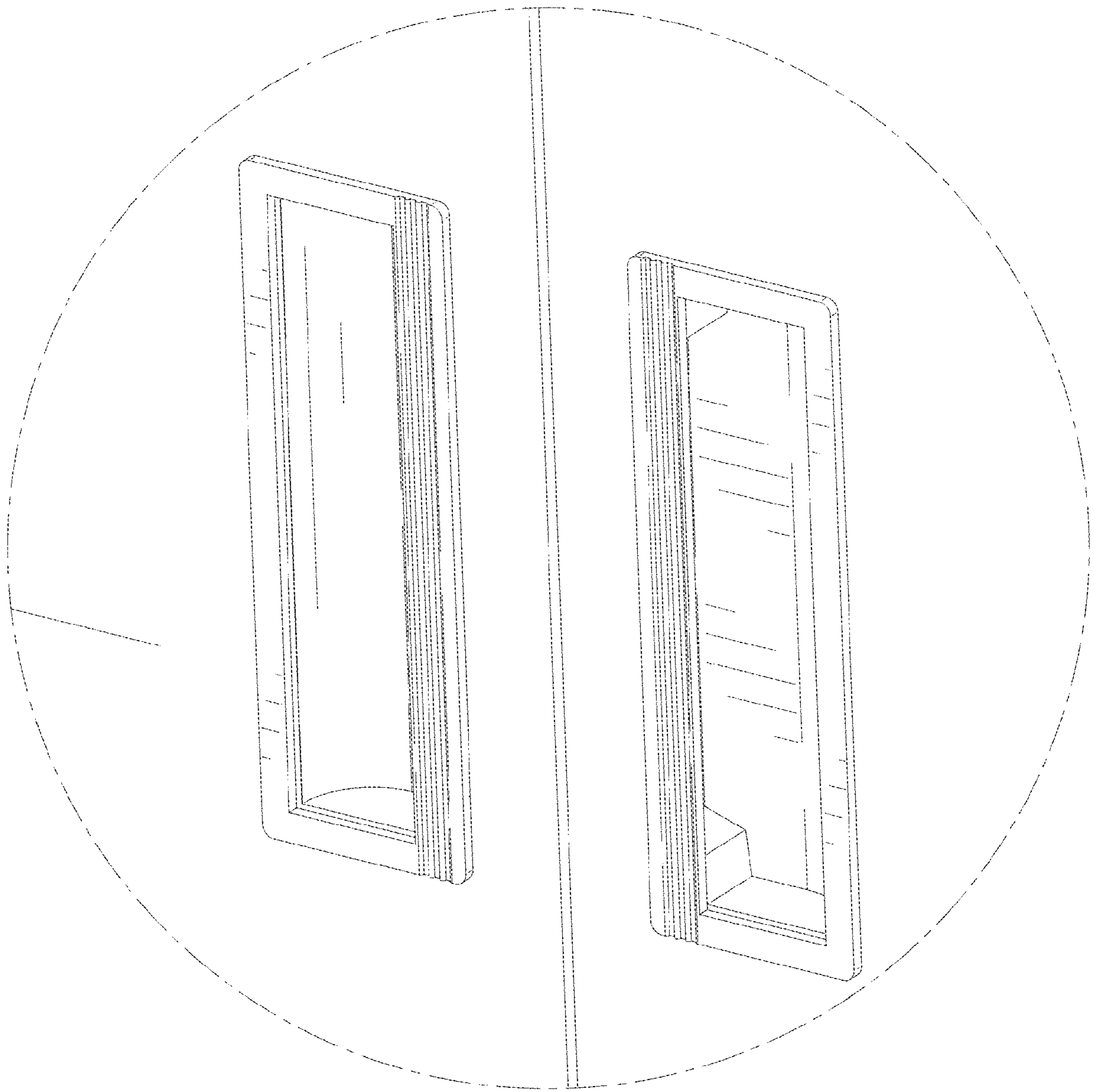


FIG. 9