



US00D981119S

(12) **United States Design Patent**  
**Chung et al.**

(10) **Patent No.:** **US D981,119 S**  
(45) **Date of Patent:** **\*\* Mar. 21, 2023**

- (54) **CHAIR**
- (71) Applicant: **Williams-Sonoma, Inc.**, San Francisco, CA (US)
- (72) Inventors: **Heeseung Chung**, San Francisco, CA (US); **Evan Nakamura**, Walnut Creek, CA (US); **Kasey Hovencamp**, Mill Valley, CA (US)
- (73) Assignee: **Williams-Sonoma, Inc.**, San Francisco, CA (US)
- (\*\*) Term: **15 Years**
- (21) Appl. No.: **29/808,481**
- (22) Filed: **Sep. 20, 2021**
- (51) **LOC (14) Cl.** ..... **06-01**
- (52) **U.S. Cl.**  
USPC ..... **D6/348**
- (58) **Field of Classification Search**  
USPC ..... D6/334, 335, 344, 348, 353, 360, 361, D6/367, 369, 370, 371, 372, 374, 375, D6/381, 382, 385; D21/412  
CPC .... A47C 1/00; A47C 1/06; A47C 5/00; A47C 5/08; A47C 5/10; A47C 7/14; A47C 7/22; A47C 7/32; A47C 15/008  
See application file for complete search history.

- D374,695 S \* 10/1996 Hatfield ..... D21/412
- D375,415 S \* 11/1996 Cutten ..... D6/348
- D422,800 S \* 4/2000 Lau ..... D6/348
- D500,212 S \* 12/2004 Potter ..... D6/334
- D588,368 S \* 3/2009 McCoy ..... D6/344
- D627,574 S \* 11/2010 Joly ..... D6/375
- D649,370 S \* 11/2011 Mann ..... D6/348
- D972,320 S \* 12/2022 Li ..... D6/335

**OTHER PUBLICATIONS**

James Leather Swivel Chair, available in williams-sonoma.com, site visited on Jan. 26, 2023, URL: <https://www.williams-sonoma.com/products/james-swivel-chair/> (Year: 2023).\*

Giantex Floor Chair with Back Support, available in Amazon.com, date first available of Jun. 27, 2017, site visited on Jan. 23, 2023, URL: <https://www.amazon.com/Giantex-Folding-Lounger-Adjustable-Recliner/dp/B073DT6HM5/> (Year: 2017).\*

\* cited by examiner

*Primary Examiner* — Mary Ann Calabrese  
*Assistant Examiner* — Mark David Wolfley  
 (74) *Attorney, Agent, or Firm* — Cook Alex Ltd.

(57) **CLAIM**

The ornamental design for a chair, as shown and described.

**DESCRIPTION**

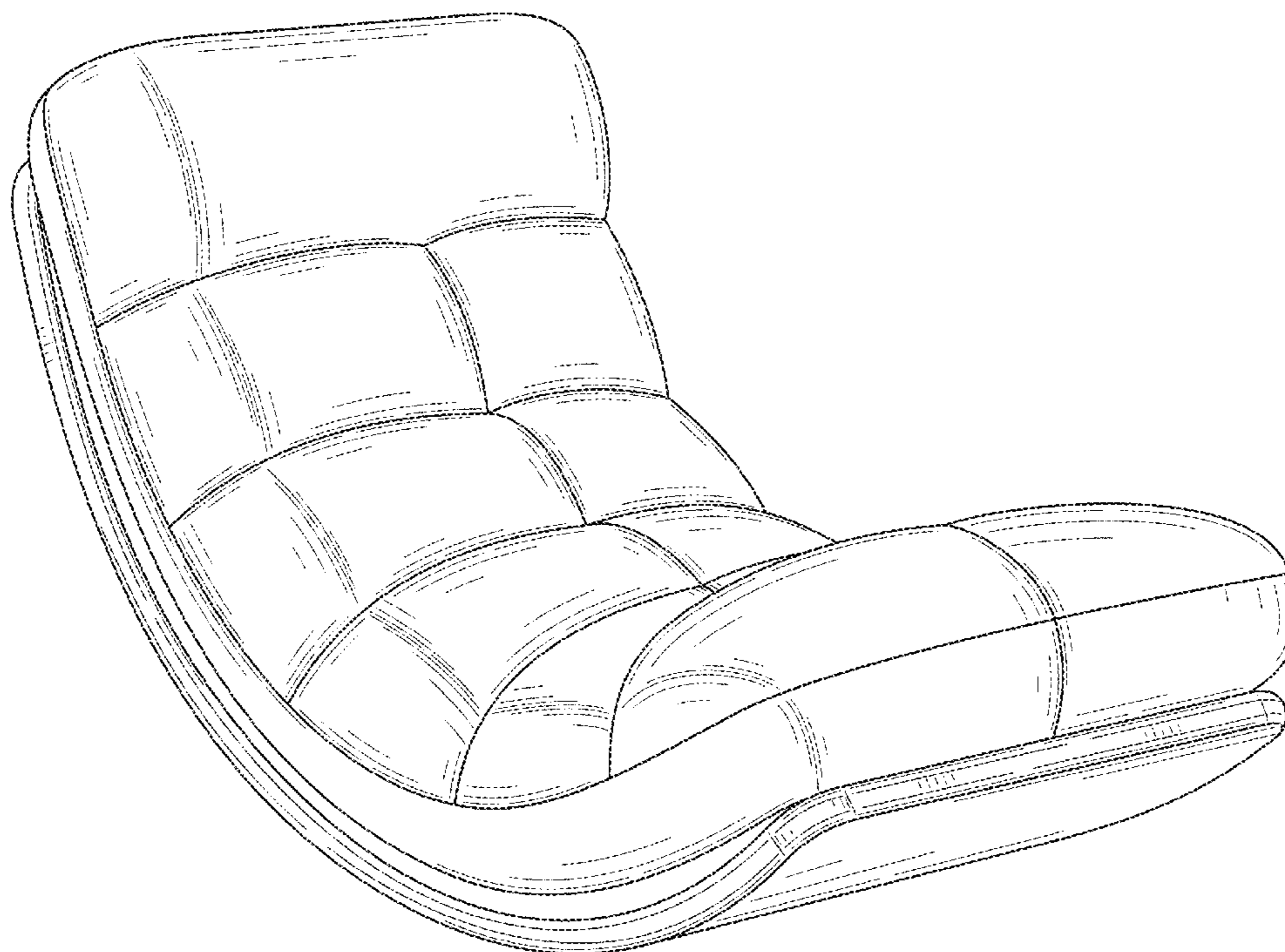
FIG. 1 is a perspective view of the chair;  
 FIG. 2 is a front elevational view thereof;  
 FIG. 3 is a rear elevational view thereof;  
 FIG. 4 is a right side elevational view thereof;  
 FIG. 5 is a left side elevational view thereof;  
 FIG. 6 is a top plan view thereof; and,  
 FIG. 7 is a bottom plan view thereof.

**1 Claim, 7 Drawing Sheets**

(56) **References Cited**

**U.S. PATENT DOCUMENTS**

- D227,952 S \* 7/1973 Costabile ..... D6/375
- D245,132 S \* 7/1977 Gale, Jr. .... D6/348
- D286,802 S \* 11/1986 Ahlberg ..... D6/348



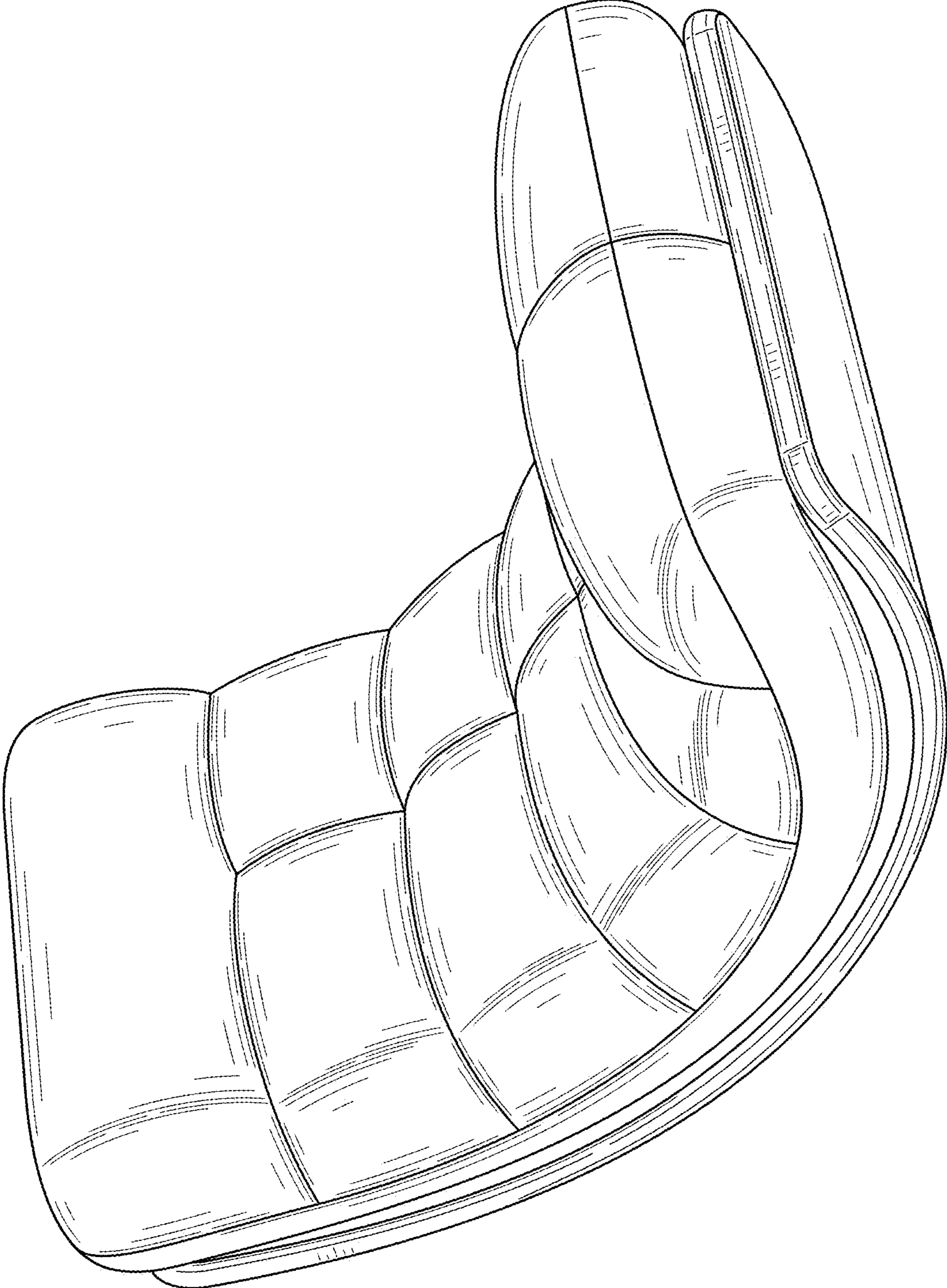


FIG. 1




FIG. 2




FIG. 3

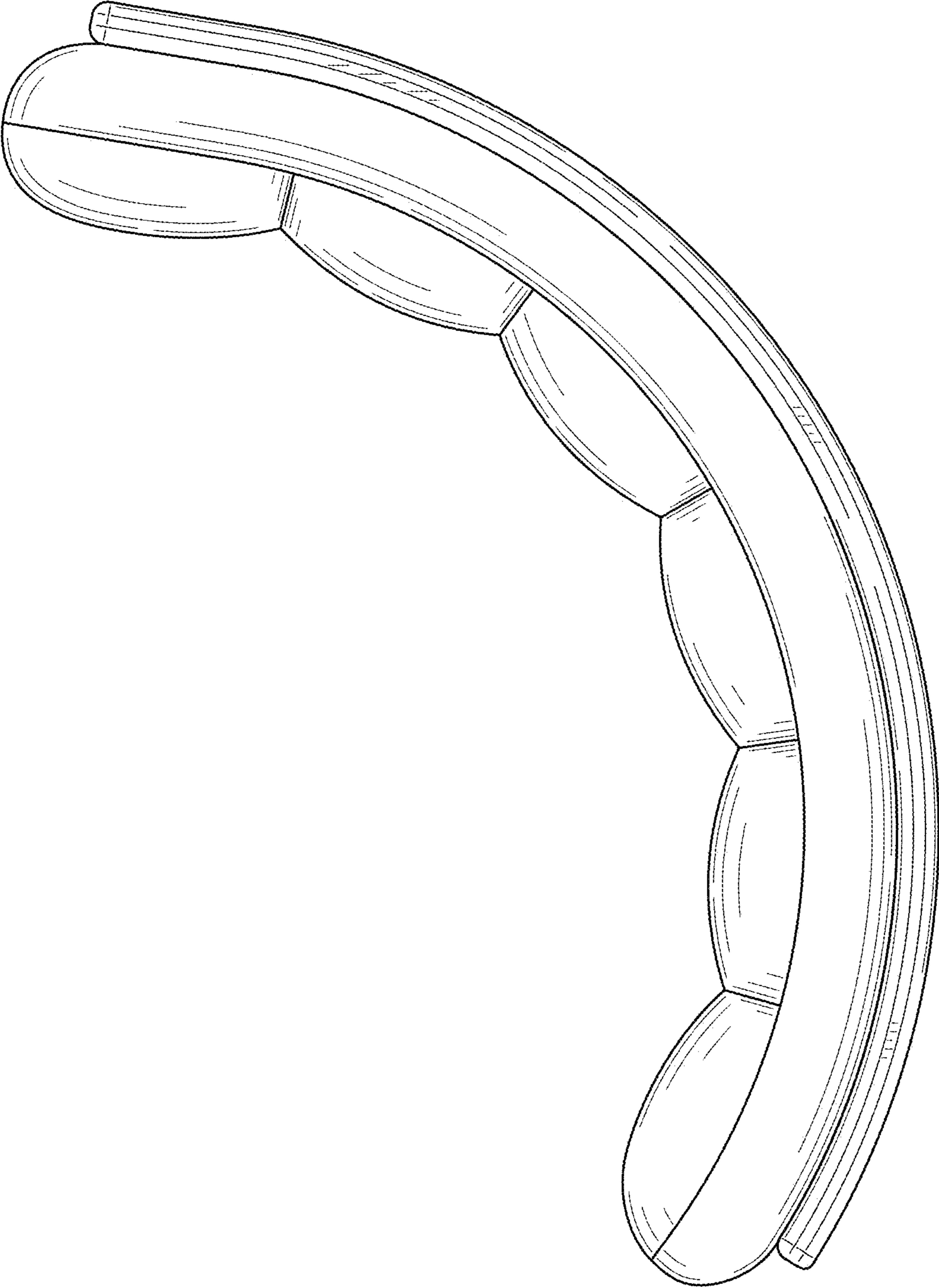


FIG. 4

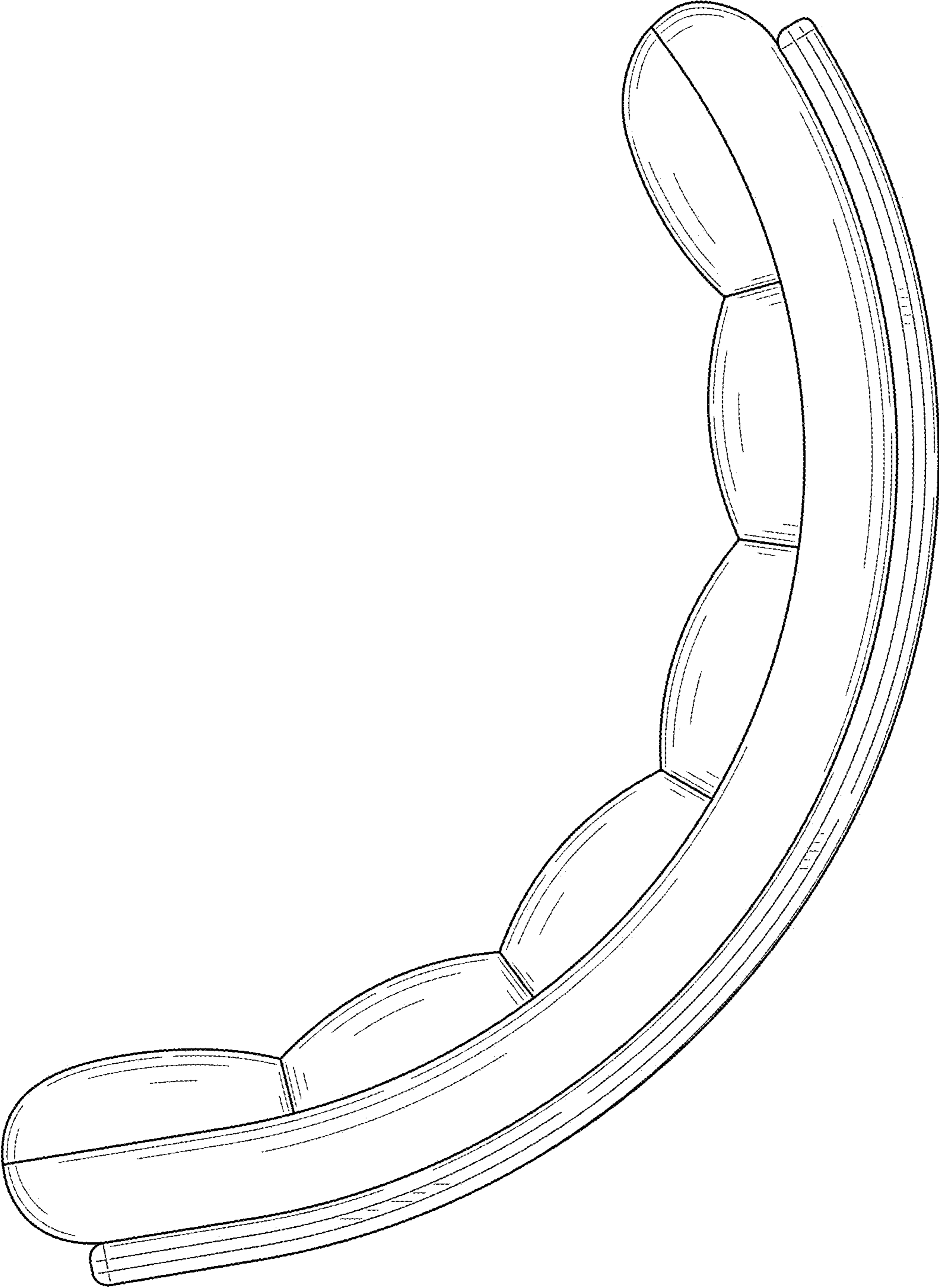


FIG. 5




FIG. 6




FIG. 7