



US00D981111S

(12) **United States Design Patent**
Zhou

(10) **Patent No.:** **US D981,111 S**
(45) **Date of Patent:** **** Mar. 21, 2023**

(54) **SET OF ORGANIZER BINS**

(56) **References Cited**

(71) Applicant: **NINGBO COLOR-LIFE
INTERNATIONL TRADING CO.,
LTD., Zhejiang (CN)**

(72) Inventor: **Lingmin Zhou, Zhejiang (CN)**

(73) Assignee: **NINGBO COLOR-LIFE
INTERNATIONL TRADING CO.,
LTD., Zhejiang (CN)**

(**) Term: **15 Years**

(21) Appl. No.: **29/755,618**

(22) Filed: **Oct. 21, 2020**

(51) **LOC (14) Cl.** **09-04**

(52) **U.S. Cl.**
USPC **D3/313**

(58) **Field of Classification Search**
USPC D3/224–228, 230, 233, 242, 273, 274,
D3/288, 290, 310–315, 319;
D9/715–721, 737–741, 747, 414, 421,
D9/435, 444, 455, 499, 431–433
CPC A47G 21/14; A47J 47/16; A47J 47/00;
B65D 1/00; B65D 1/22; B65D 1/24;
B65D 1/36; B65D 5/46072; B65D
71/0003; B65D 71/24; B65D 7/20; B65D
25/32; B65D 31/00; B65D 31/04; B65D
25/2841; B65D 81/3813; B65D 81/3823;
B65D 88/00; B65D 88/02; B65D 88/025;
B65D 88/123; B65D 88/128; B65D
88/1656; B65D 5/40; A45F 5/02; A45F
2200/05

See application file for complete search history.

U.S. PATENT DOCUMENTS

D357,034 S *	4/1995	King	D19/78
D396,953 S *	8/1998	Iversen	D3/310
D396,954 S *	8/1998	Iversen	D19/75
D440,118 S *	4/2001	Claffy	D7/553.1
D472,711 S *	4/2003	Chen	D3/313
D504,326 S *	4/2005	Vovan	D9/425
D525,308 S *	7/2006	Lara	D19/92
D585,683 S *	2/2009	Nielsen	D6/702
D828,076 S *	9/2018	Chen	D7/357
D860,649 S *	9/2019	Li	D3/313
D928,873 S *	8/2021	Zhou	D19/92
D957,271 S *	7/2022	Saleh	D10/46.3
2013/0082051 A1 *	4/2013	Kaufmann	A47G 21/14 220/254.6

* cited by examiner

Primary Examiner — Michelle E. Wilson
Assistant Examiner — Christopher John Suarez La Rosa
(74) *Attorney, Agent, or Firm* — ScienBiziP, P.C.


(57) **CLAIM**

The ornamental design for a set of organizer bins, as shown and described.

DESCRIPTION

FIG. 1 is a top perspective view of a set of organizer bins, showing my design.
FIG. 2 is a front elevation view thereof.
FIG. 3 is a rear elevation view thereof.
FIG. 4 is a left side elevation thereof.
FIG. 5 is a right side elevation thereof.
FIG. 6 is a top plan view thereof.
FIG. 7 is a bottom plan view thereof; and,
FIG. 8 is an exploded view thereof.

1 Claim, 8 Drawing Sheets



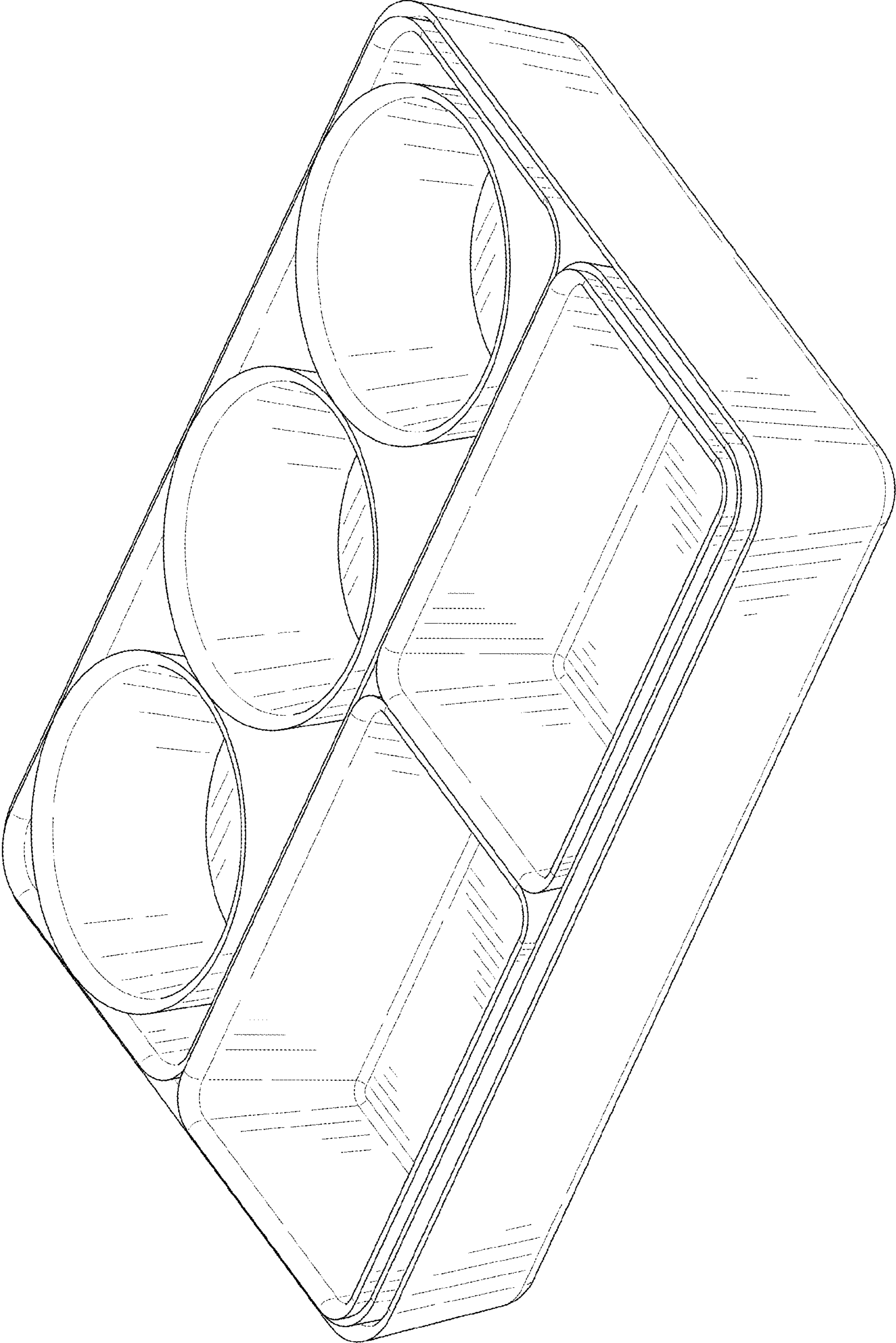


FIG. 1




FIG. 2




FIG. 3

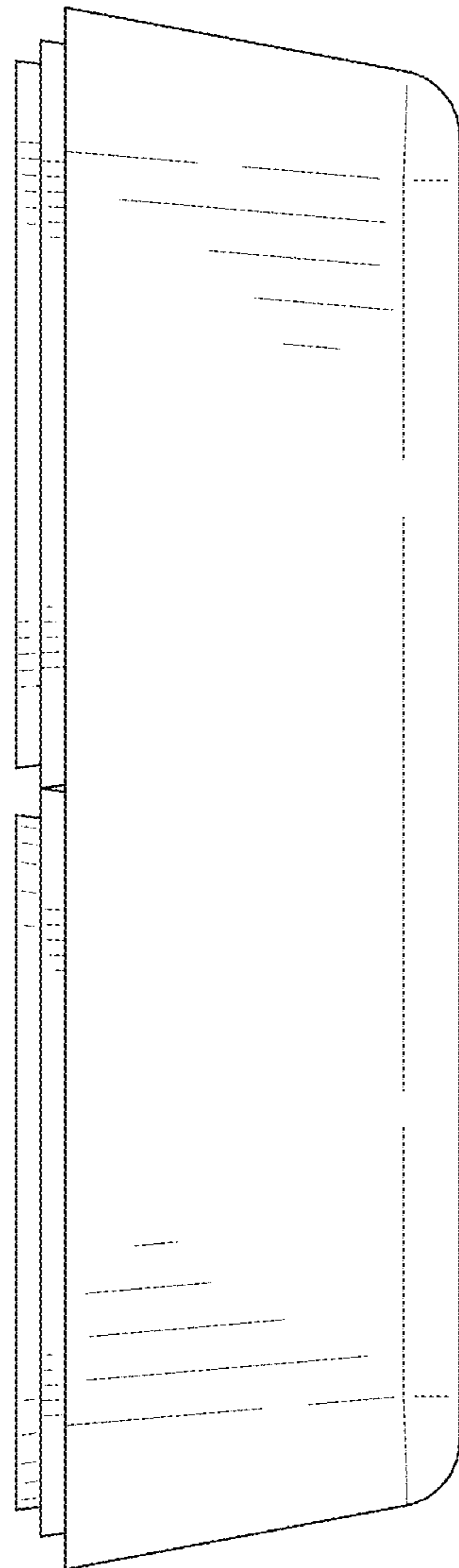


FIG. 4

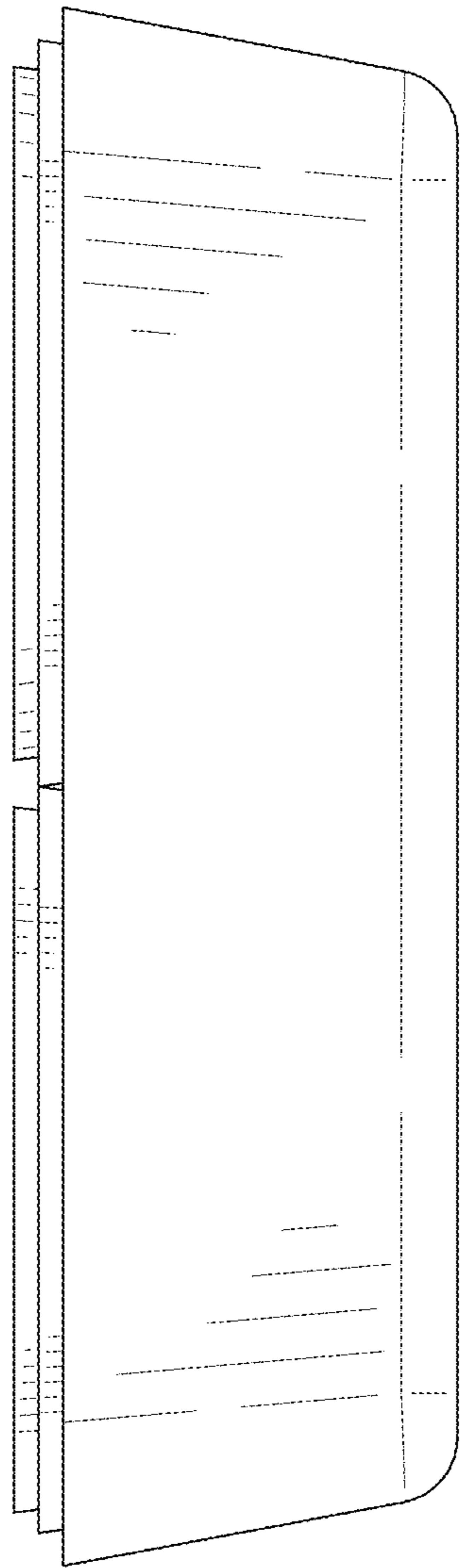


FIG. 5




FIG. 6




FIG. 7

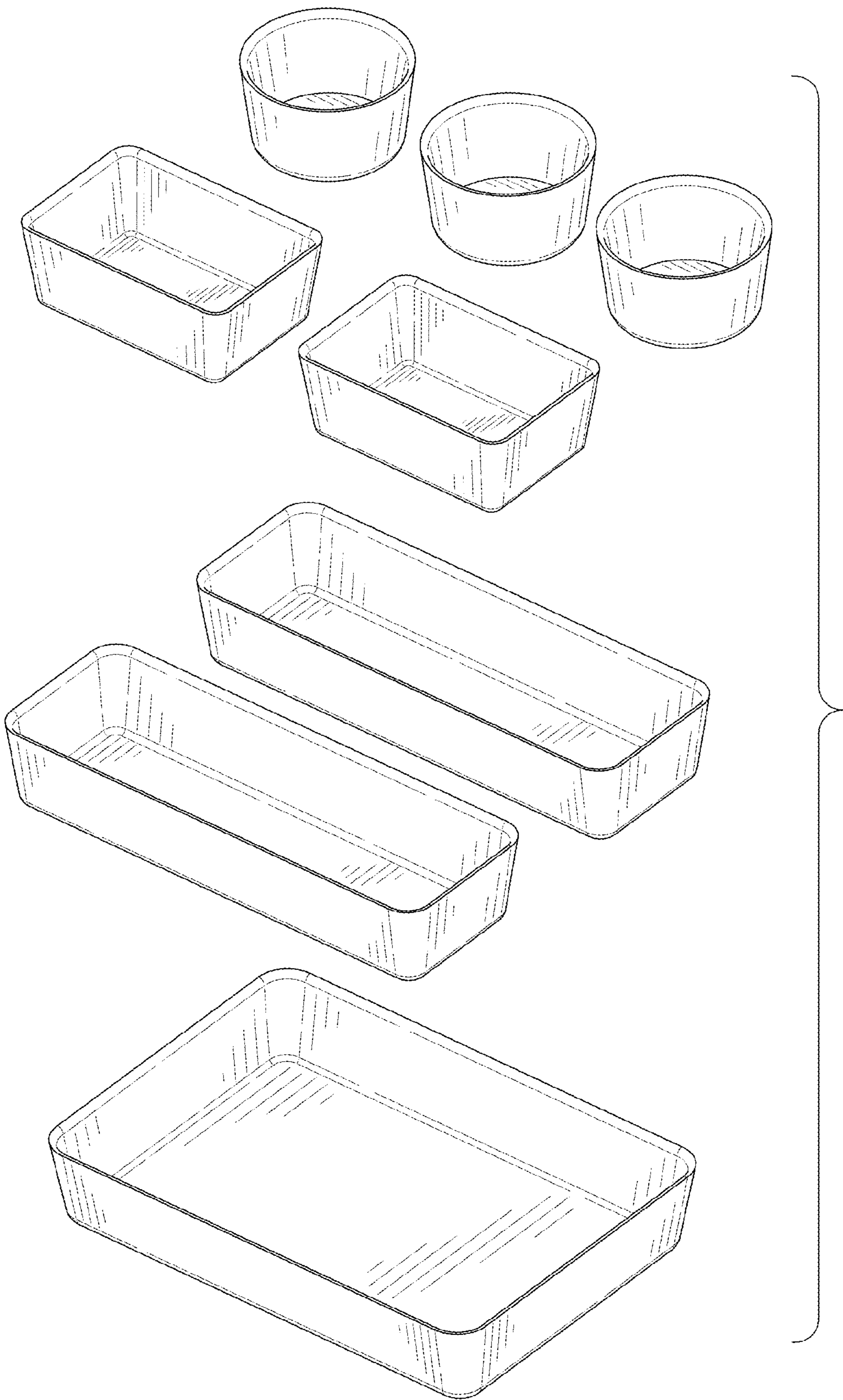


FIG. 8