



US00D981072S

(12) **United States Design Patent**  
**Baez**

(10) **Patent No.:** **US D981,072 S**  
(45) **Date of Patent:** **\*\* Mar. 14, 2023**

- (54) **FOOD PAN RACK**
- (71) Applicant: **CAMBRO MANUFACTURING COMPANY**, Huntington Beach, CA (US)
- (72) Inventor: **Jorge Baez**, Lake Forest, CA (US)
- (73) Assignee: **Cambro Manufacturing Company**, Huntington Beach, CA (US)
- (\*\*) Term: **15 Years**
- (21) Appl. No.: **29/728,925**
- (22) Filed: **Mar. 23, 2020**
- (51) **LOC (14) Cl.** ..... **12-02**
- (52) **U.S. Cl.**  
USPC ..... **D34/21**
- (58) **Field of Classification Search**  
USPC ..... D34/12, 14, 17, 19, 20, 21, 25  
CPC ..... B62B 1/112; B62B 1/006; B62B 1/262;  
B62B 1/264; B62B 1/14; B62B 1/125;  
B62B 3/002; B62B 3/005; B62B 3/029;  
B62B 3/02; B62B 3/1408; B62B 3/146;  
B62B 3/142; B62B 3/10; B62B 3/12;  
B62B 3/14; B62B 3/1492; B62B 3/165;  
B62B 2501/065; A47B 31/00; A47B  
31/006; A47B 31/02; A47B 2031/002  
See application file for complete search history.

D267,373 S *	12/1982	Behrens	.....	D34/21
D286,819 S *	11/1986	Cohn	.....	D34/19
5,048,702 A *	9/1991	Maloney	.....	B62B 3/006 211/194
D322,875 S *	12/1991	Kelley	.....	D34/21
D323,915 S *	2/1992	Welch	.....	D34/20
D325,800 S *	4/1992	Kelley	.....	D34/19
5,259,668 A *	11/1993	Teufel	.....	B62B 3/006 312/249.11
D362,101 S *	9/1995	Maddux	.....	D34/19
D408,108 S *	4/1999	Clegg	.....	D34/21
D408,953 S *	4/1999	Golichowski	.....	D34/21
D454,240 S *	3/2002	Wells	.....	D34/12
D471,688 S *	3/2003	Van Landingham, Jr.	....	D34/20
D514,269 S *	1/2006	Polidoros	.....	D34/17
D573,400 S *	7/2008	Olson	.....	D7/339
D657,185 S *	4/2012	Segato	.....	D7/348
D745,298 S *	12/2015	Workman	.....	D6/705
9,346,391 B2 *	5/2016	Workman	.....	B60P 3/14
D891,875 S *	8/2020	Olson	.....	D7/605
D894,654 S *	9/2020	Workman	.....	D6/705.7

\* cited by examiner

*Primary Examiner* — Cynthia Ramirez

(74) *Attorney, Agent, or Firm* — George Bethel

(57) **CLAIM**

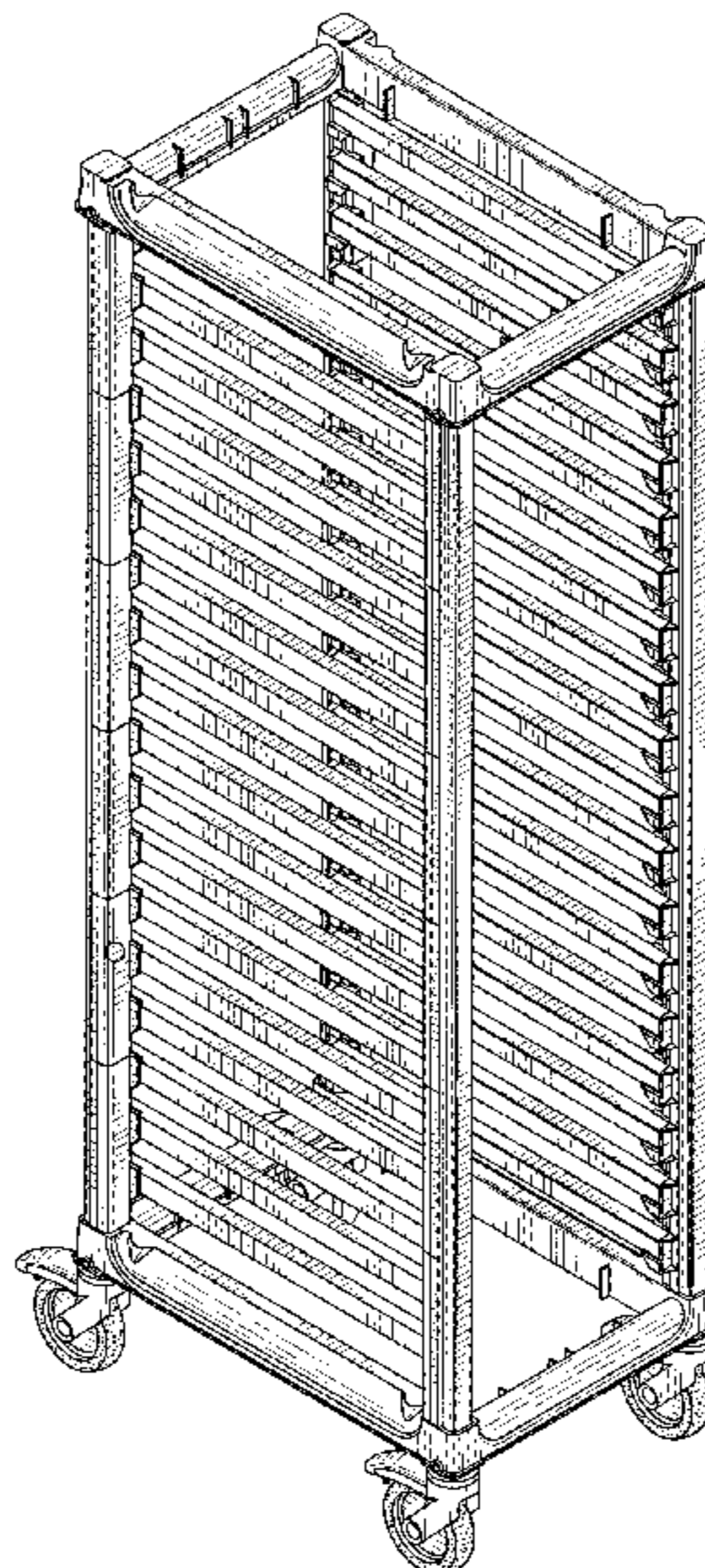
I claim the ornamental design for a food pan rack, as shown and described.

**DESCRIPTION**

FIG. 1 shows a right hand perspective view of the food pan rack.  
 FIG. 2 shows a front elevation view thereof.  
 FIG. 3 shows a right hand side elevation view thereof.  
 FIG. 4 shows a left hand side elevation view thereof.  
 FIG. 5 shows a top plan view thereof.  
 FIG. 6 shows a bottom plan view thereof; and,  
 FIG. 7 shows a rear elevation view thereof.  
 The broken lines in FIG. 6 show portions of the food pan rack which form no part of the claimed design.

**1 Claim, 5 Drawing Sheets**

- (56) **References Cited**  
U.S. PATENT DOCUMENTS
- D206,481 S \* 12/1966 McKay ..... D34/19
- 3,527,359 A \* 9/1970 Ambertson ..... A47F 10/00  
211/71.01
- 3,610,429 A \* 10/1971 MacKay ..... B62B 3/006  
211/126.15
- 3,868,123 A \* 2/1975 Berg ..... B62B 3/006  
280/79.2
- D246,773 S \* 12/1977 Bladis ..... D34/21



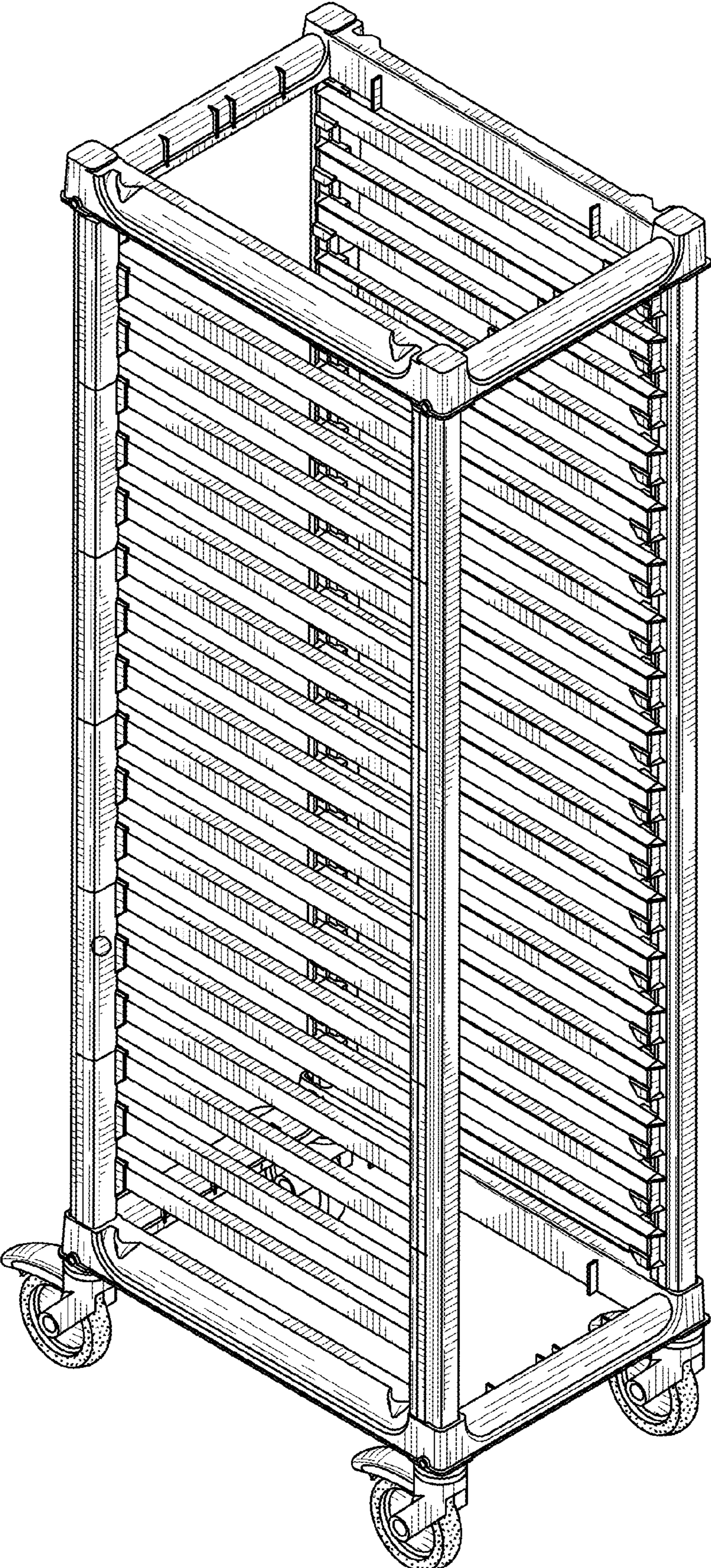


FIG. 1

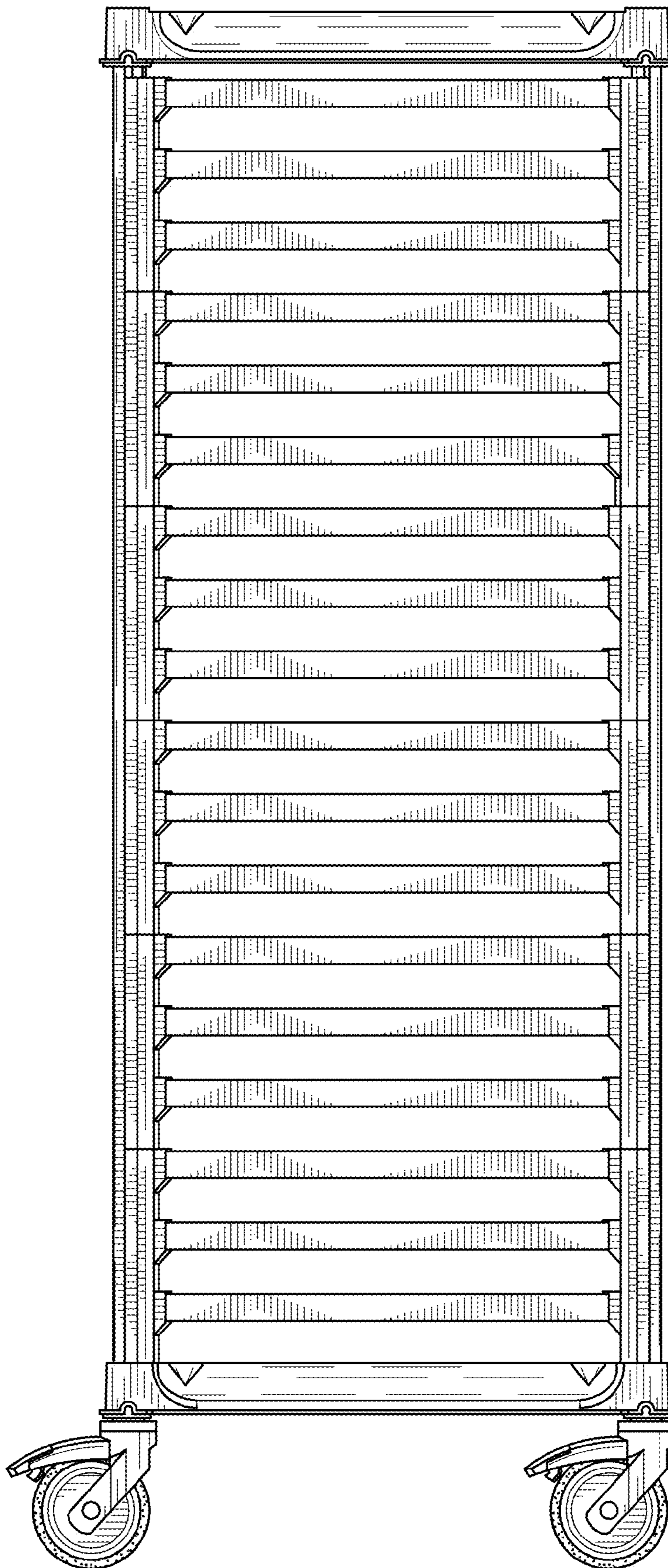


FIG. 2




FIG. 3




FIG. 4

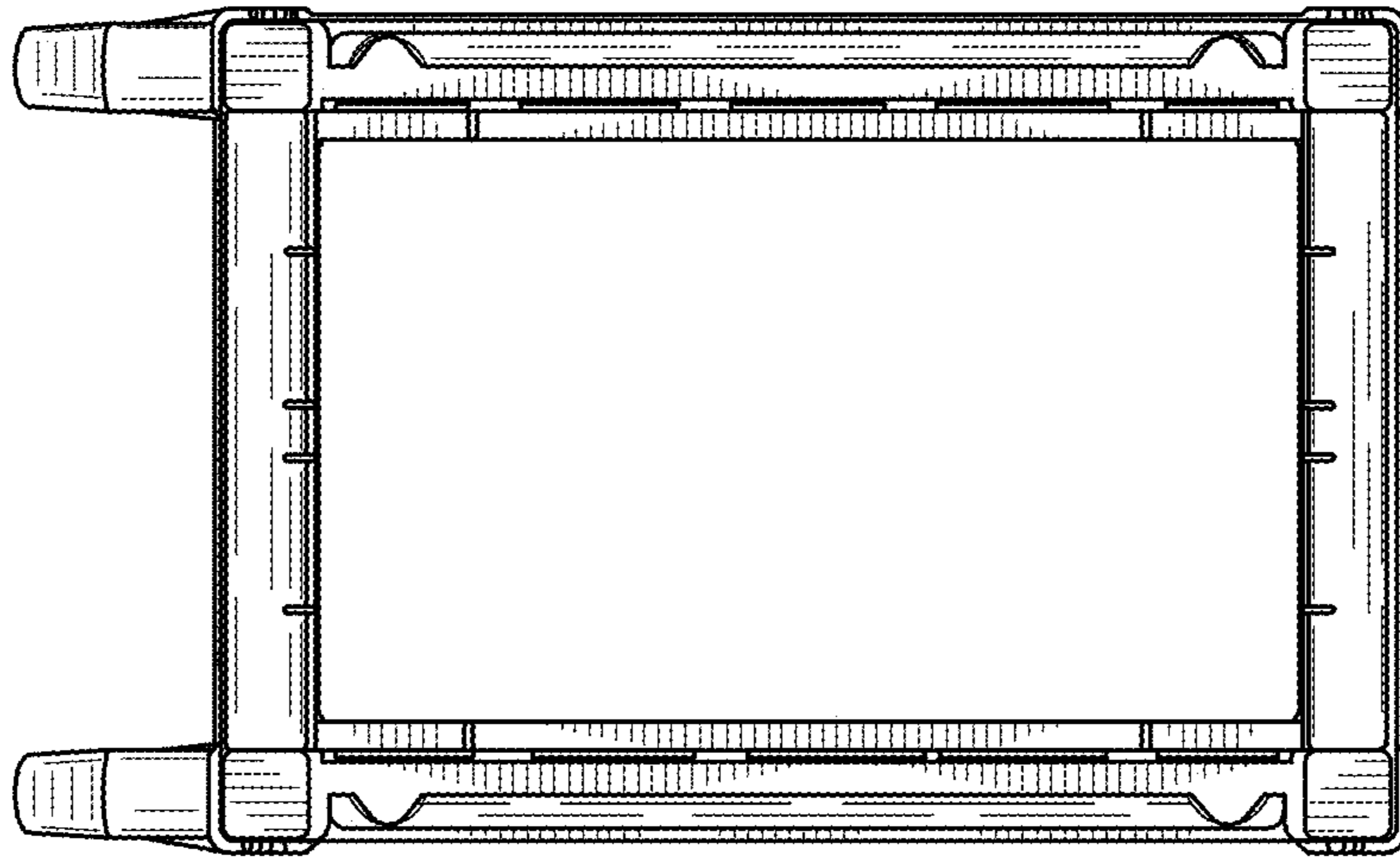


FIG. 5




FIG. 6

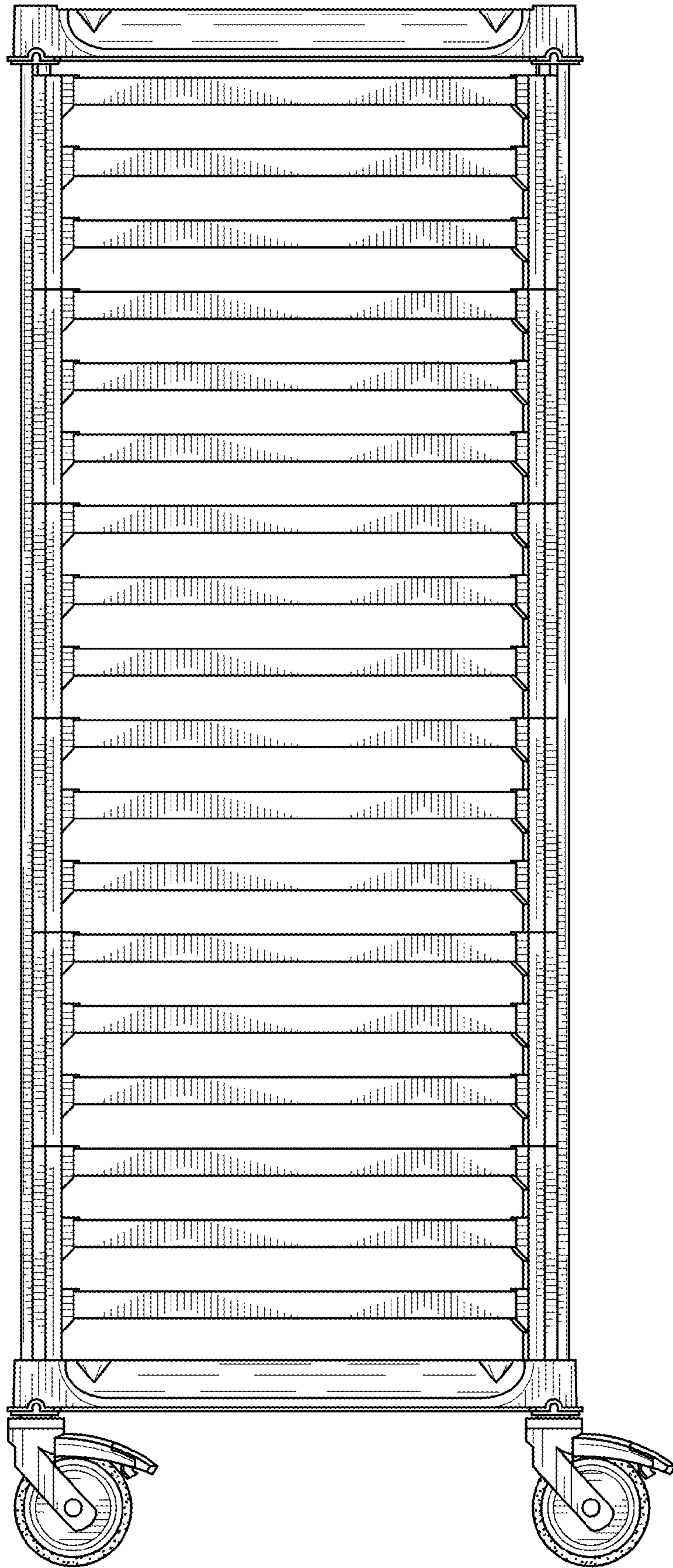


FIG. 7