



US00D980973S

(12) **United States Design Patent**
Clayborne

(10) **Patent No.:** **US D980,973 S**
(45) **Date of Patent:** **** Mar. 14, 2023**

(54) **REUSABLE MENSTRUAL SANITARY NAPKIN**

D949,330 S *	4/2022	Alkmin	D24/124
D958,334 S *	7/2022	Anousis	D24/125
D961,068 S *	8/2022	Manziona	D24/124
D963,847 S *	9/2022	Nagahashi	D24/126

(71) Applicant: **Amber Portia Clayborne**, Highland Village, TX (US)

(72) Inventor: **Amber Portia Clayborne**, Highland Village, TX (US)

(**) Term: **15 Years**

(21) Appl. No.: **29/793,123**

(22) Filed: **Jun. 21, 2021**

(51) **LOC (14) Cl.** **24-04**

(52) **U.S. Cl.**
USPC **D24/125**

(58) **Field of Classification Search**
USPC D24/124, 125, 126, 189, 190, 191, 192
CPC A61F 13/15; A61F 13/64; A61F 13/476;
A61F 13/5611; A61F 13/4704

See application file for complete search history.

(56) **References Cited**

U.S. PATENT DOCUMENTS

D476,083 S *	6/2003	Bruce	D24/125
D482,446 S *	11/2003	Rainville-Lonn	D24/125
D539,422 S *	3/2007	Maalouf	D24/125
D541,932 S *	5/2007	Lemaire	D24/124
D545,962 S	7/2007	Adams et al.	
D608,443 S *	1/2010	Thompson	D24/126
D693,464 S *	11/2013	Neely	D24/126
D735,325 S *	7/2015	Hedbratt	D24/125
D787,048 S *	5/2017	Vargas	D24/124
D796,031 S *	8/2017	Robles	D24/124
D896,370 S *	9/2020	Ncube	D24/124
D902,394 S *	11/2020	Vohwinkel	D24/125
D917,044 S *	4/2021	Newman	D24/124
D922,570 S *	6/2021	Houmas	D24/126
D940,857 S *	1/2022	Lopez Pimienta	D24/125
D944,392 S *	2/2022	Cespedes Aislant	D24/125

OTHER PUBLICATIONS

10 PCS Reusable Menstrual Pad https://www.amazon.com/Resuable-Menstrual-Including-Waterproof-Sanitary/dp/B07MDB2N2P/ref=sr_1_14?crid=2MJSV8M46AQA0&keywords=reusable%2Bfeminine%2Bpad&qid=1663456971&srefix=reusable%2Bfeminine%2Bpad%2Caps%2C309&sr=8-14&th=1 Dec. 25, 2018 (Year: 2018).*

* cited by examiner

Primary Examiner — Samantha Q Lawrence

(74) *Attorney, Agent, or Firm* — Veo Peoples, Jr.

(57) **CLAIM**

The ornamental design for a reusable menstrual sanitary napkin, as shown and described.

DESCRIPTION

FIG. 1 is a front perspective view of a reusable menstrual sanitary napkin showing my new design

FIG. 2 is the front elevation view of the design shown in FIG. 1;

FIG. 3 is the rear elevation view of the design shown in FIG. 1

FIG. 4 is the right side view of the design shown in FIG. 1;

FIG. 5 is the left side view of the design shown in FIG. 1;

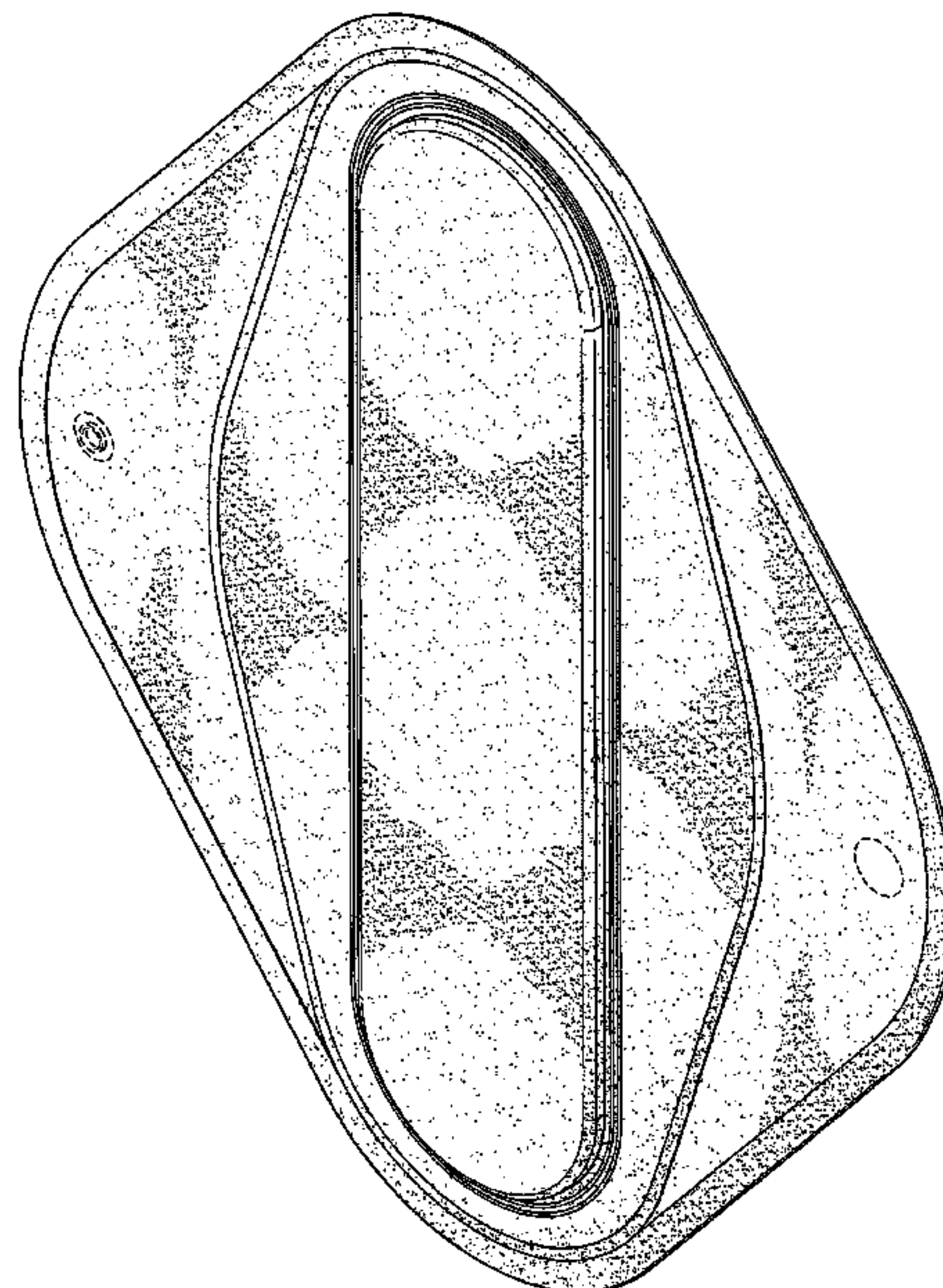
FIG. 6 is the top view of the design shown in FIG. 1;

FIG. 7 is the bottom view of the design shown in FIG. 1; and,

FIG. 8 is the rear perspective view of the design shown in FIG. 1.

The broken lines of my reusable menstrual sanitary napkin are included for the purpose of illustrating environmental structure and forms no part of the claimed design.

1 Claim, 6 Drawing Sheets



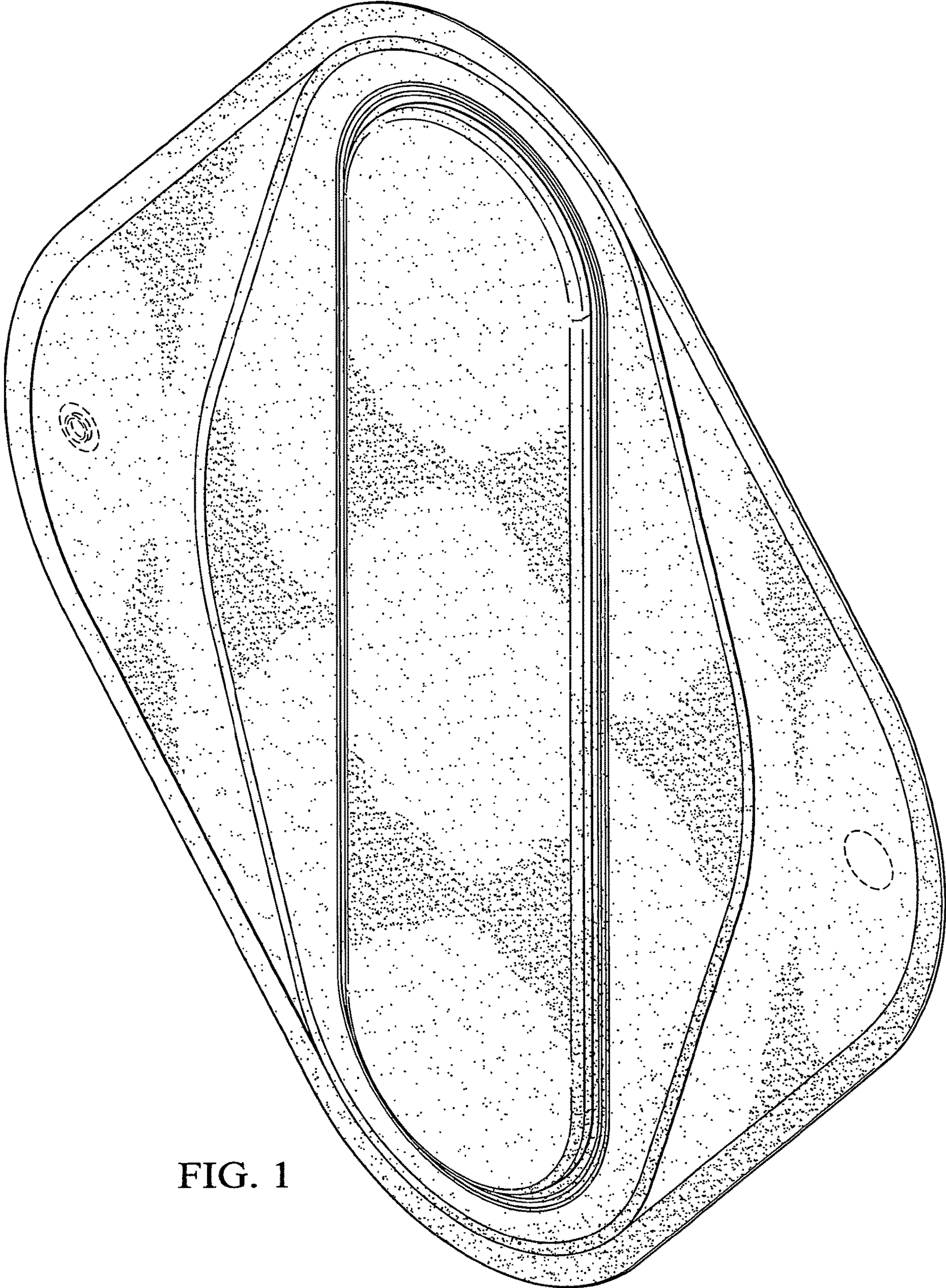


FIG. 1

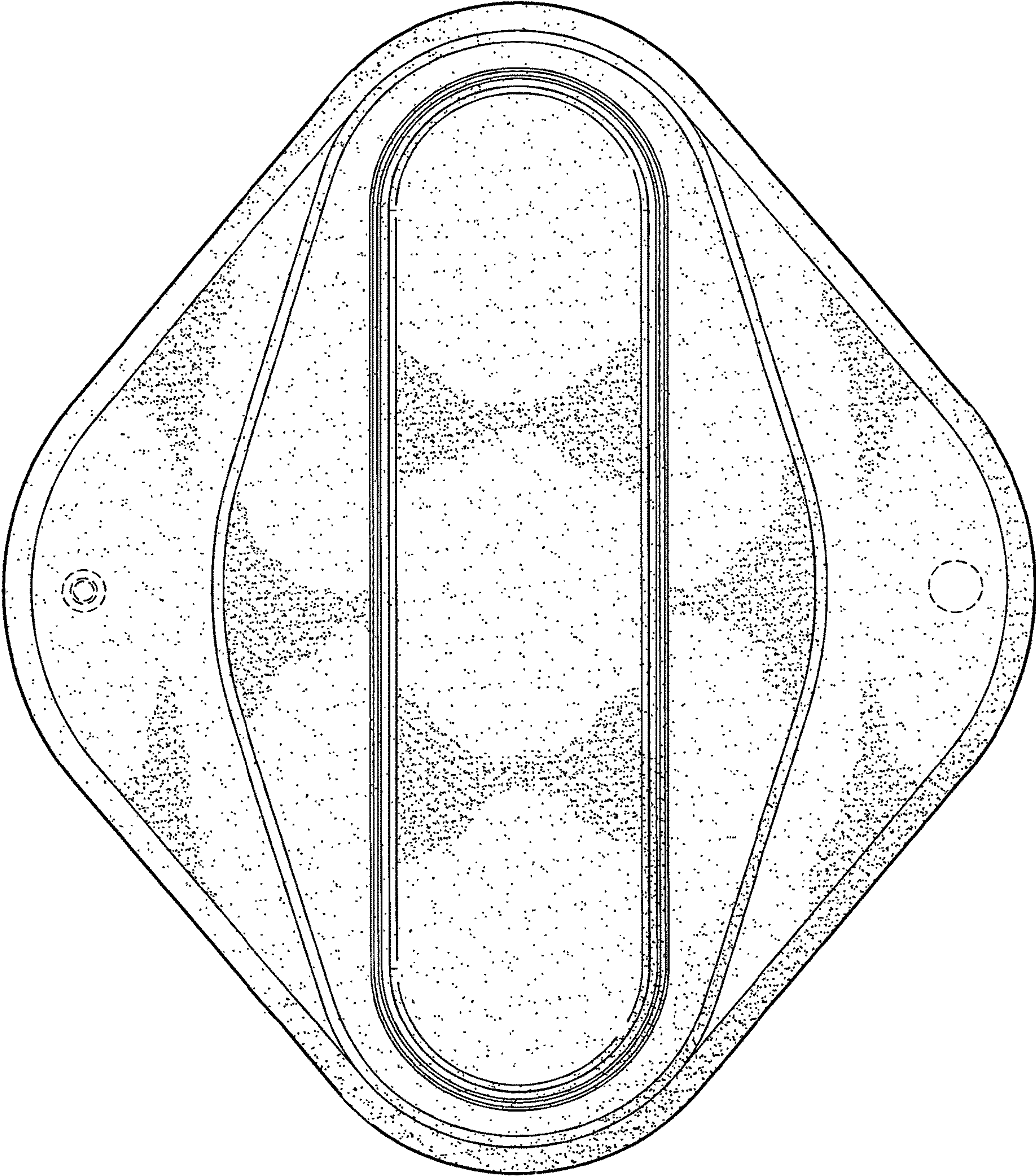


FIG. 2

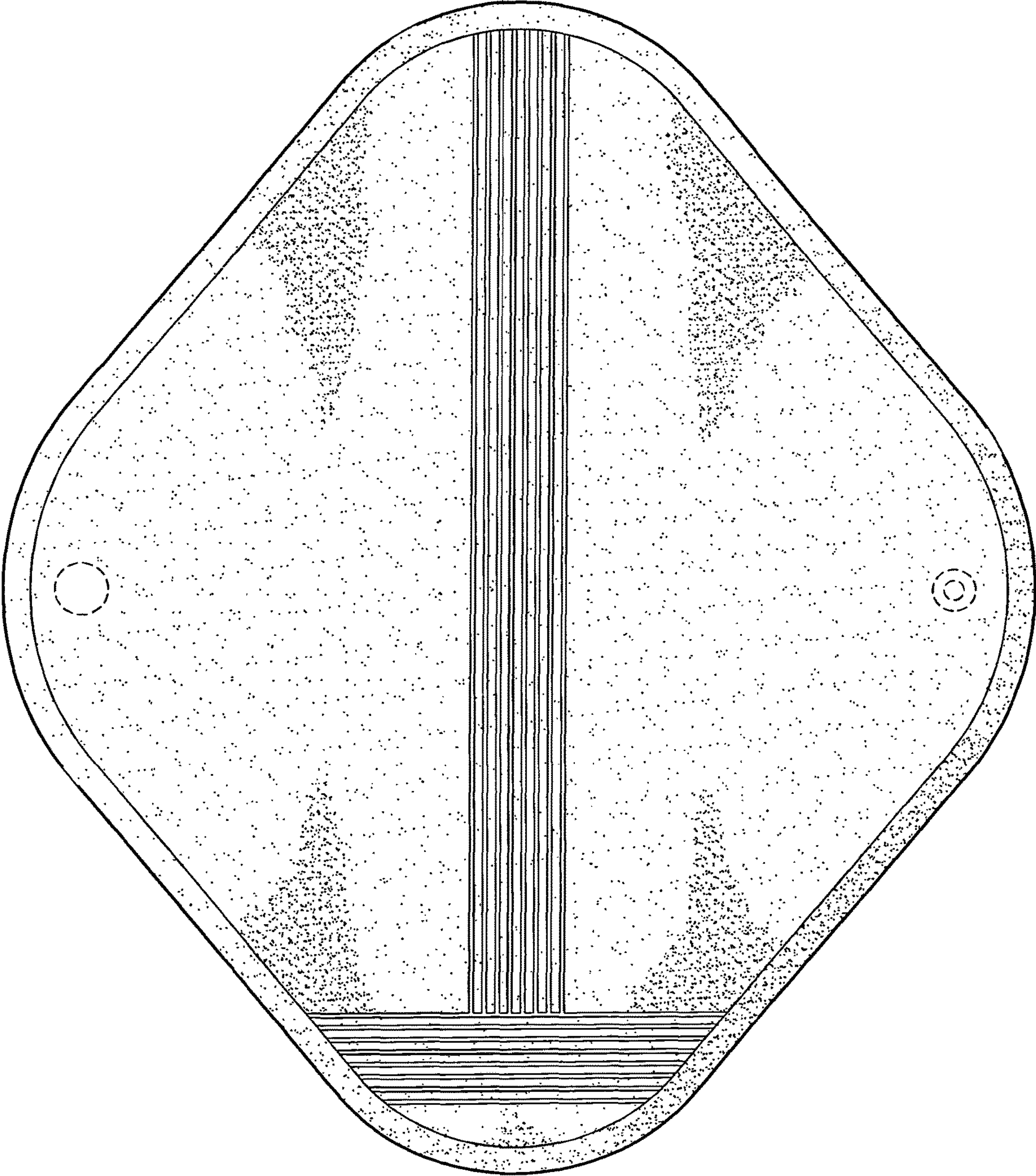


FIG. 3



FIG. 4



FIG. 5




FIG. 6



FIG. 7

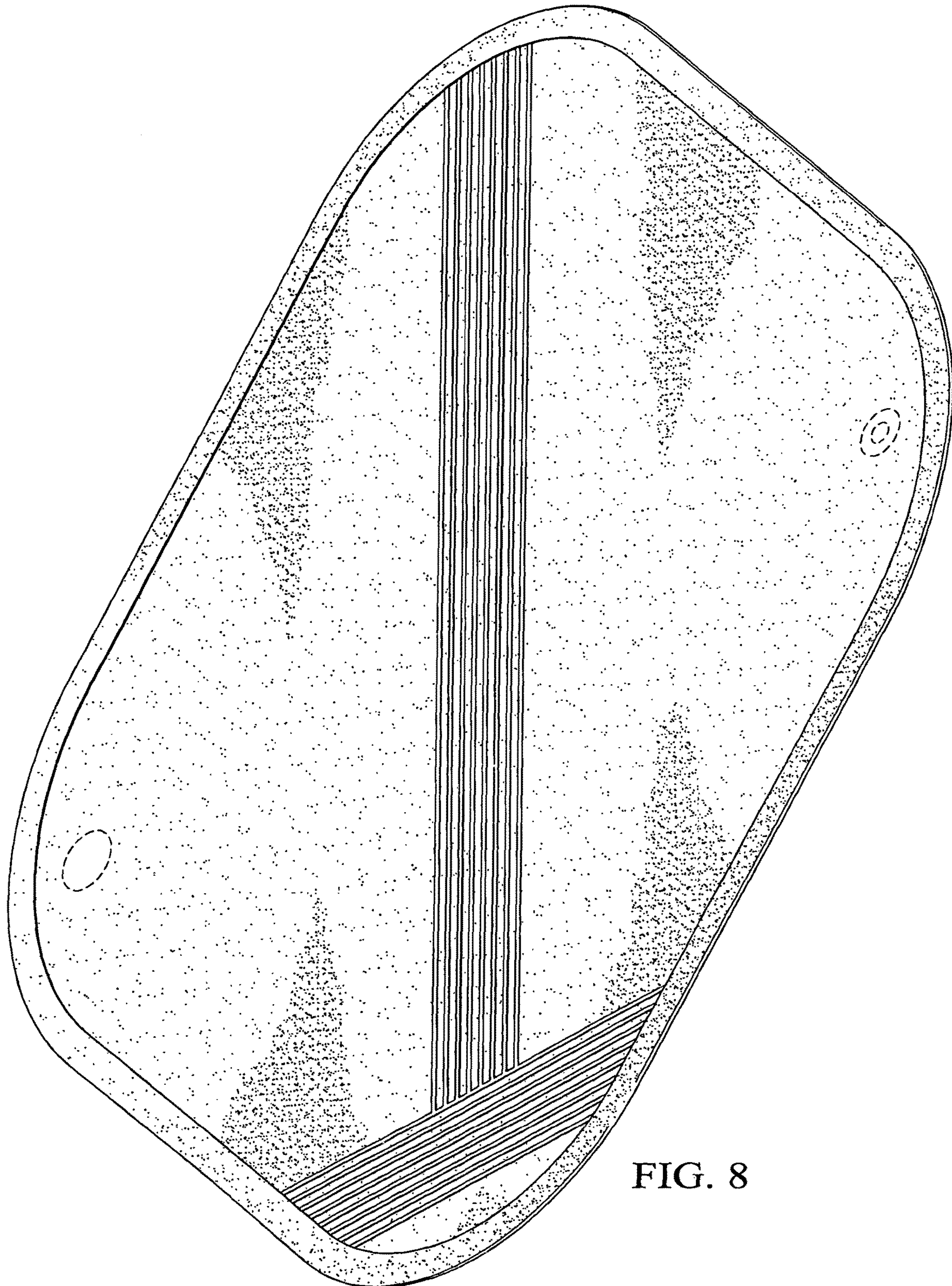


FIG. 8