



US00D980956S

(12) **United States Design Patent**  
**Qiu**

(10) **Patent No.:** **US D980,956 S**  
(45) **Date of Patent:** **\*\* Mar. 14, 2023**

- (54) **PORTABLE SAUNA TENT**
- (71) Applicant: **SHENZHEN DAYINGJIA TECHNOLOGY CO., LTD.**, Shenzhen (CN)
- (72) Inventor: **Chen Qiu**, Shenzhen (CN)
- (73) Assignee: **SHENZHEN DAYINGJIA TECHNOLOGY CO., LTD.**, Shenzhen (CN)
- (\*) Notice: Patent file contains an affidavit/declaration under 37 CFR 1.130(b).
- (\*\*) Term: **15 Years**
- (21) Appl. No.: **29/830,670**
- (22) Filed: **Mar. 14, 2022**
- (51) **LOC (14) Cl.** ..... **23-03**
- (52) **U.S. Cl.**  
USPC ..... **D23/315; D24/203**
- (58) **Field of Classification Search**  
USPC ..... **D23/315, 314; D24/201, 202, 203; D21/838**  
CPC . **A61H 33/06; A61H 33/066; A61H 2033/068**  
See application file for complete search history.

- 2007/0030662 A1\* 2/2007 Hsu ..... A61N 5/0616  
362/183
- 2008/0196152 A1\* 8/2008 Lozano ..... A61H 33/066  
4/527
- 2010/0205736 A1\* 8/2010 Chang ..... A61H 33/066  
4/527

**OTHER PUBLICATIONS**

Full Body Portable Steam Sauna Unboxing and Review 2022 | Best Affordable Portable Sauna [https://youtu.be/Vy6\\_6CealA0](https://youtu.be/Vy6_6CealA0) Feb. 13, 2022 (Year: 2022).\*

\* cited by examiner

*Primary Examiner* — Ania Aman

(56) **References Cited**

**U.S. PATENT DOCUMENTS**

- 2,070,030 A \* 2/1937 Stephenson ..... A61H 33/06  
4/531
- 3,351,956 A \* 11/1967 Thoner ..... A61H 33/06  
392/326
- 6,325,086 B1 \* 12/2001 Shinner ..... E04H 15/40  
135/117
- D588,275 S 3/2009 Lozano
- 10,323,435 B2 \* 6/2019 Ferrara ..... E04H 15/56
- D875,197 S \* 2/2020 Pescovitz ..... D21/838
- D912,836 S \* 3/2021 Munro ..... D24/203

(57) **CLAIM**

The ornamental design for a portable sauna tent, as shown and described.

**DESCRIPTION**

FIG. 1 is a perspective view of a portable sauna tent showing my new design;  
 FIG. 2 is another perspective view thereof;  
 FIG. 3 is a front elevational view thereof;  
 FIG. 4 is a rear elevational view thereof;  
 FIG. 5 is a left side elevational view thereof;  
 FIG. 6 is a right side elevational view thereof;  
 FIG. 7 is a top plan view thereof;  
 FIG. 8 is a bottom plan view thereof; and,  
 FIG. 9 is an enlarged view of portion 9 shown in FIG. 1.  
 The dash-dash broken lines in the drawings depict portions of the portable sauna tent that form no part of the claimed design. The dot-dash broken lines represent the boundary of the enlarged portion and form no part of the claimed design.

**1 Claim, 9 Drawing Sheets**



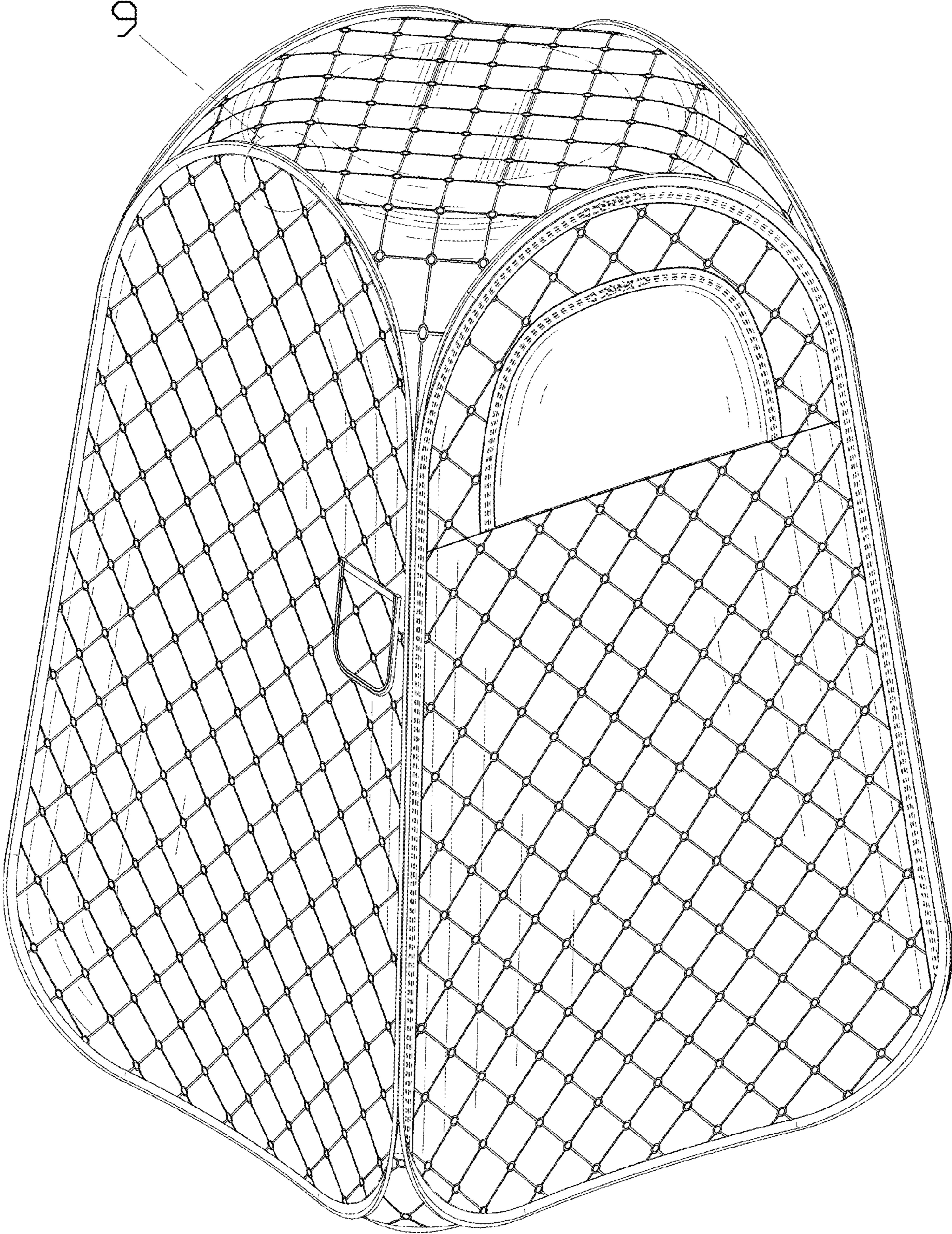


FIG. 1

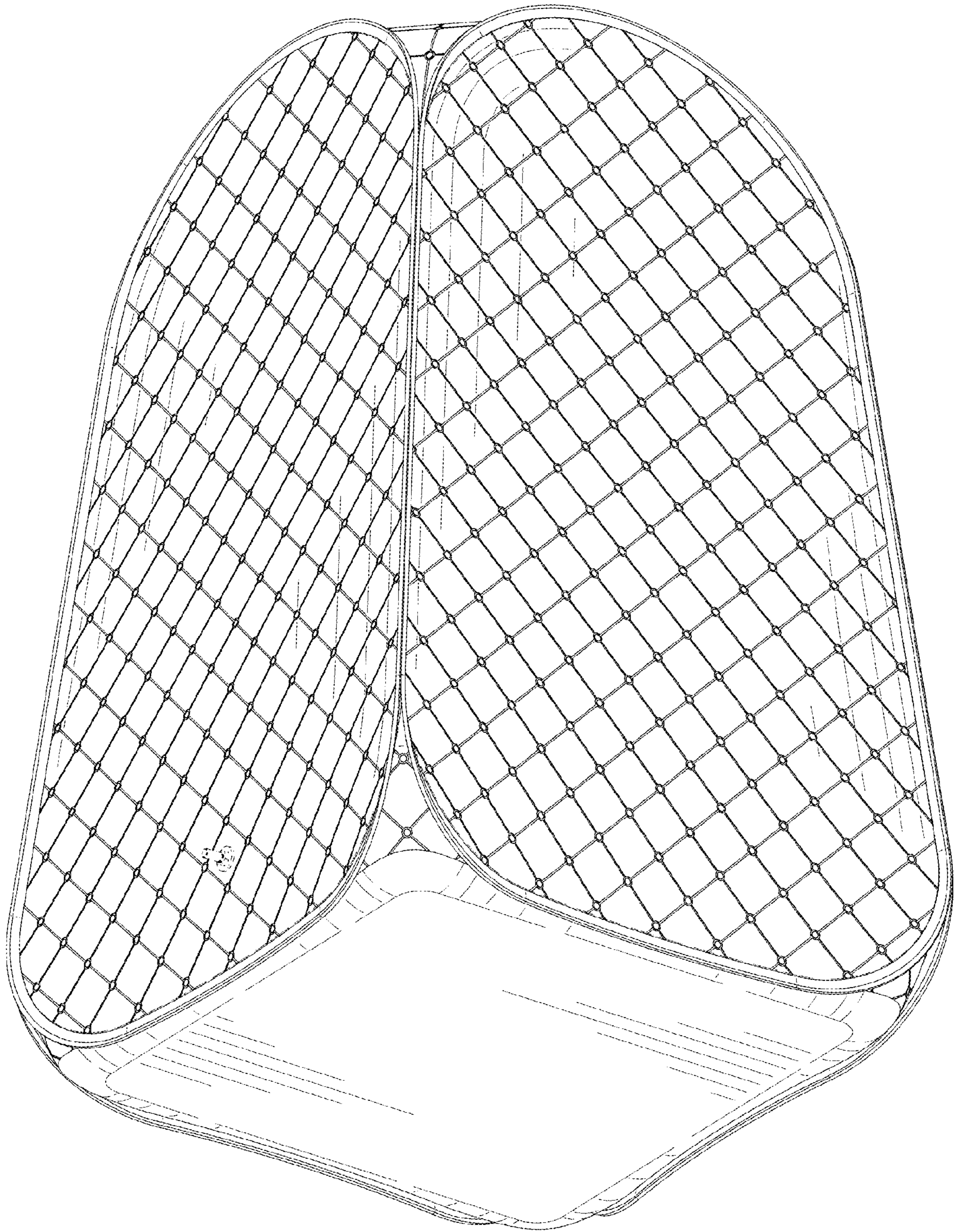


FIG. 2

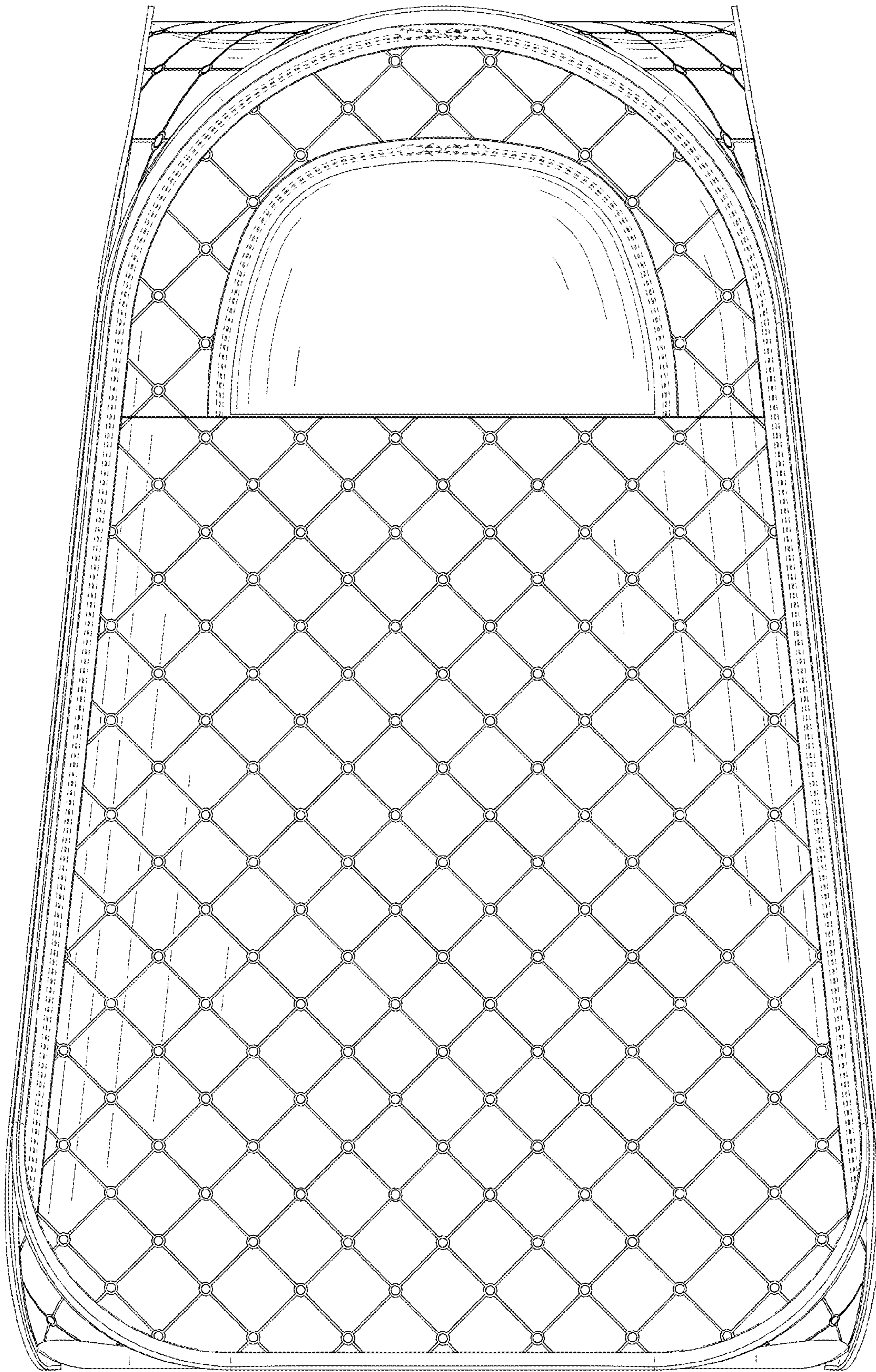


FIG. 3

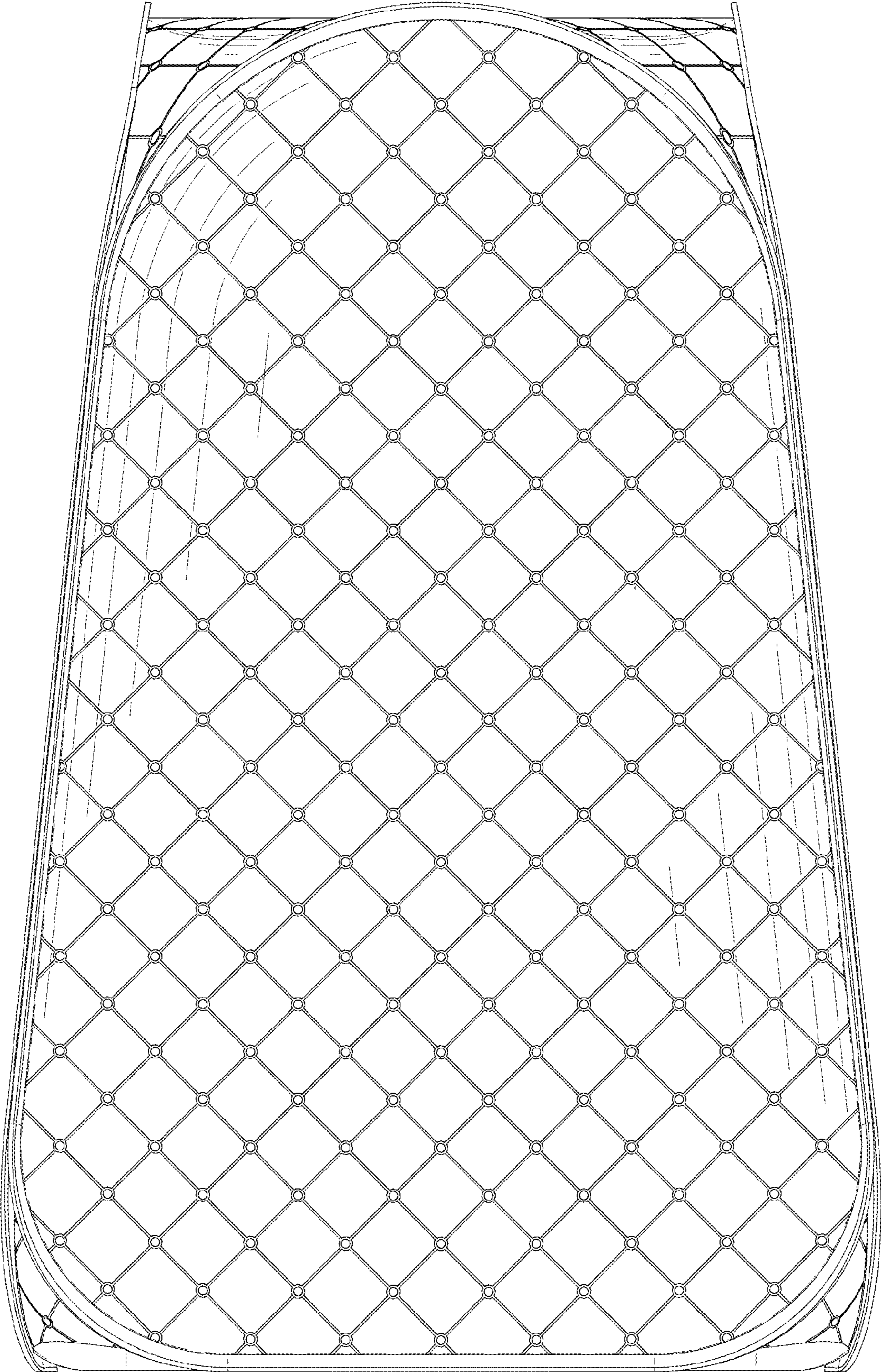


FIG. 4




FIG. 5




FIG. 6




FIG. 7






FIG. 8

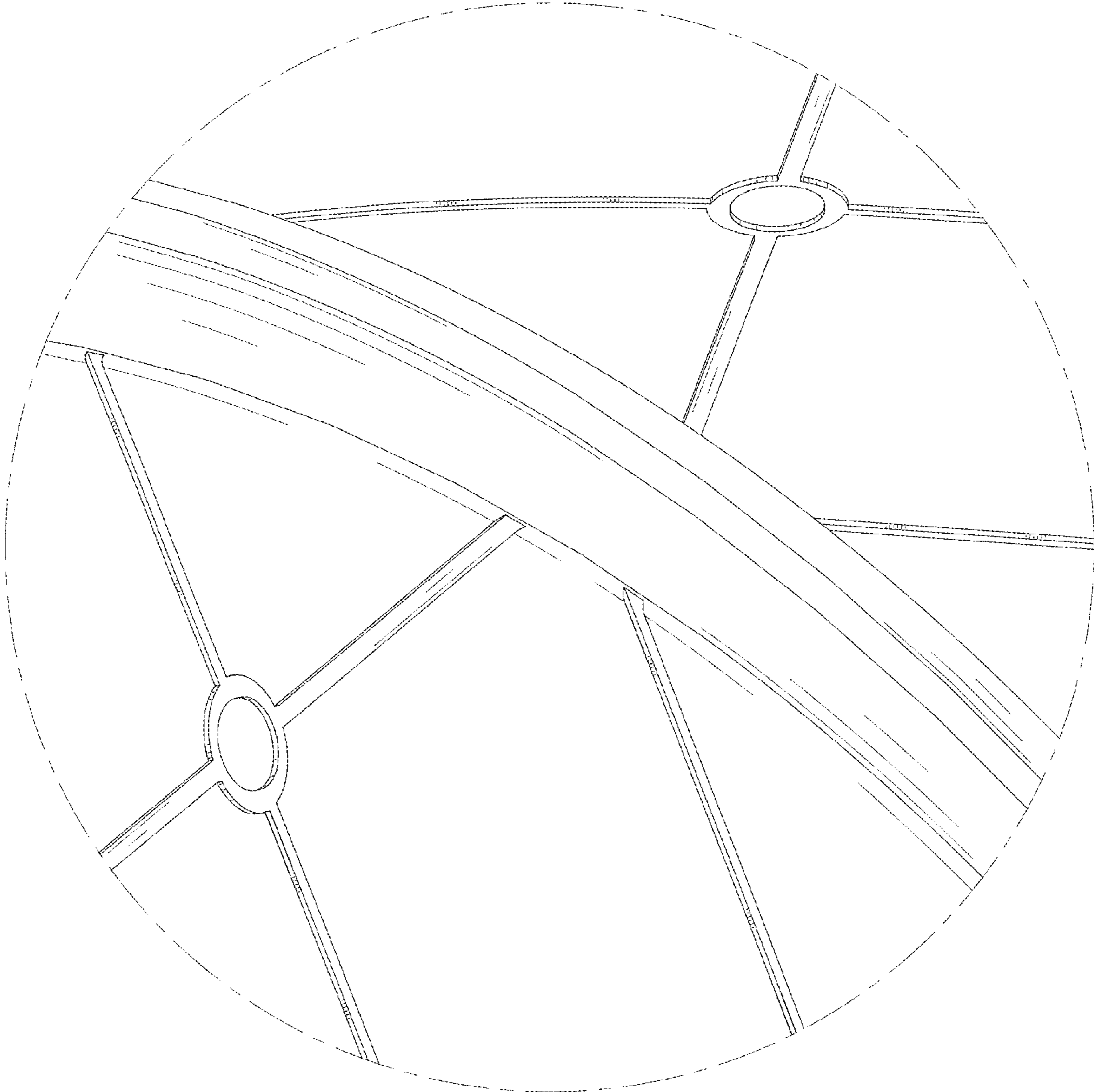


FIG. 9