



US00D980944S

(12) **United States Design Patent** (10) **Patent No.:** **US D980,944 S**
Larson (45) **Date of Patent:** **** Mar. 14, 2023**

(54) **POOL FILTER COVER**
(71) Applicant: **Larson Design, LLC**, Pembroke, NH (US)
(72) Inventor: **Brian Larson**, Pembroke, NH (US)
(73) Assignee: **Larson Design, LLC**, Pembroke, NH (US)

D411,001 S * 6/1999 Pinchuk D26/26
D492,400 S * 6/2004 Smith D23/364
D497,195 S * 10/2004 Nishi D23/209
6,939,463 B2 9/2005 Leaverton
8,137,545 B2 3/2012 Nibler
D681,790 S * 5/2013 Jinsoo D23/364
D686,694 S * 7/2013 Li D23/210
D755,364 S 5/2016 Vogtner
D833,631 S 11/2018 Walker
(Continued)

(**) Term: **15 Years**

OTHER PUBLICATIONS

(21) Appl. No.: **29/809,982**
(22) Filed: **Sep. 30, 2021**
(51) **LOC (14) Cl.** **23-01**
(52) **U.S. Cl.**
USPC **D23/209**

“Balboa Skimmer Strt White (10-6500WHT),” Web page <<http://balboadirect.com/10-6500WHT.aspx>>, 1 page, Jun. 12, 2017 retrieved from Internet Archive Wayback Machine <<https://web.archive.org/web/20170612181452/http://balboadirect.com/10-6500WHT.aspx>>, on Jun. 21, 2022.

(Continued)

(58) **Field of Classification Search**
USPC D23/209, 210, 259, 260, 261, 262, 267, D23/268, 309, 311, 351–367, 386, 387, D23/388, 397, 412; D25/68, 69, 112; D8/354; D24/162
CPC E04D 13/08; E04D 13/064; E04D 13/076; E04D 13/0646; E04D 13/0725; E04B 2/78; E04C 2/38; E04F 11/032; E04F 11/0383; E04F 2011/0209; E03D 11/13; E03D 11/16; E03D 11/17; E03D 11/135; E03D 11/143; A47K 13/24; A01M 31/02; A01M 31/025; E04H 4/1218; A61L 9/00; A61L 9/02; A61L 9/012; A61L 9/03; A61L 9/032; A61L 9/035; A61L 9/037; A61L 9/04; A61L 9/12; A61L 9/122; A61L 2209/16; B01D 35/28; B01D 35/30
See application file for complete search history.

Primary Examiner — Gino Colan
Assistant Examiner — David OBrien
(74) *Attorney, Agent, or Firm* — Maine Cernota & Rardin

(57) **CLAIM**

The ornamental design for a pool filter cover, as shown and described.

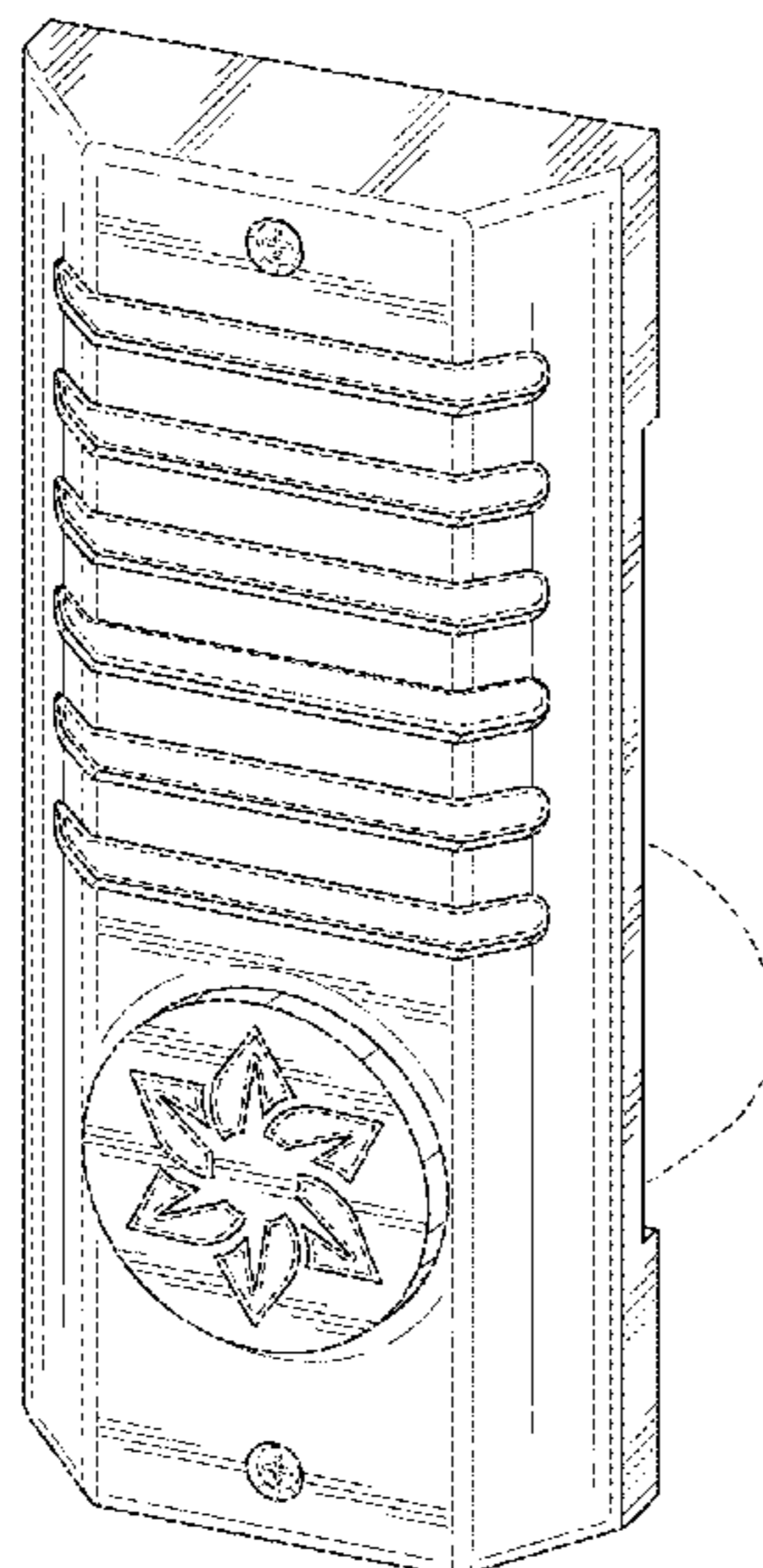
DESCRIPTION

FIG. 1 is a right side and front perspective view of a pool filter cover, showing my new design;
FIG. 2 is a front elevation view thereof;
FIG. 3 is a back elevation view thereof;
FIG. 4 is a left side elevation view thereof
FIG. 5 is a right side elevation view thereof;
FIG. 6 is a bottom back-end-up elevation view thereof; and,
FIG. 7 is a bottom back-end-down elevation view thereof.
The broken lines showing the figures are for the purpose of illustrating portions of the pool filter cover and form no part of the claimed design.

(56) **References Cited**
U.S. PATENT DOCUMENTS

2,141,811 A 12/1938 Everson
D366,521 S * 1/1996 Wijaranakula D23/366
D377,213 S * 1/1997 Wang D23/355

1 Claim, 6 Drawing Sheets



(56)

References Cited

U.S. PATENT DOCUMENTS

D834,210	S	11/2018	Walker	
D834,211	S	11/2018	Walker	
10,125,879	B2	11/2018	Walsh	
D873,387	S	1/2020	Vogtner	
10,697,190	B2	6/2020	McDuffie	
D929,599	S	8/2021	Vogtner	
D942,584	S *	2/2022	Li	D23/210
2006/0042689	A1	3/2006	Hinojosa, Jr.	
2017/0030099	A1	2/2017	Vogtner	

OTHER PUBLICATIONS

“CMP Spa Strip Skimmer & Standard Nut,” Web page <<https://www.c-m-p.com/spa-products/skimmers-and-filters/accessories/>>, 1 page, retrieved online on Jun. 21, 2022.

“Waterway Plastics 2016 Pool & Spa Buyer’s Guide,” Web page <<http://waterwayplastics.com/resources/catalog-choices/>>, p. 186, Nov. 5, 2016, retrieved from Internet Archive Wayback Machine <<https://web.archive.org/web/20161105155604/http://waterwayplastics.com/resources/catalog-choices/>> on Jun. 21, 2022.

“What is a PVC Slip Joint?” Web page <https://www.ehow.com/info_12073320jvc-slip-joint.html>, 2 pages, retrieved online on Jun. 21, 2022.

* cited by examiner

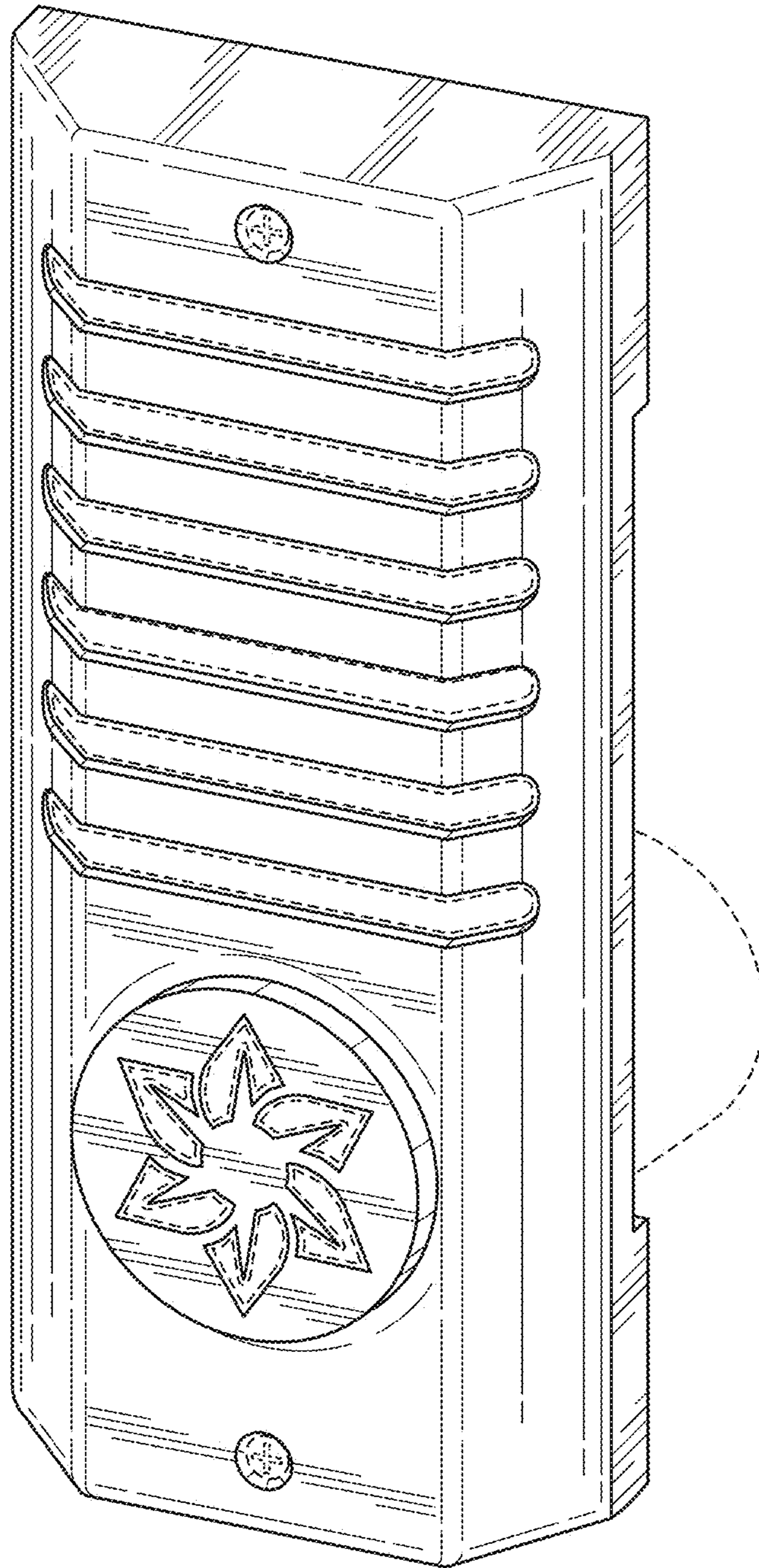


FIG. 1

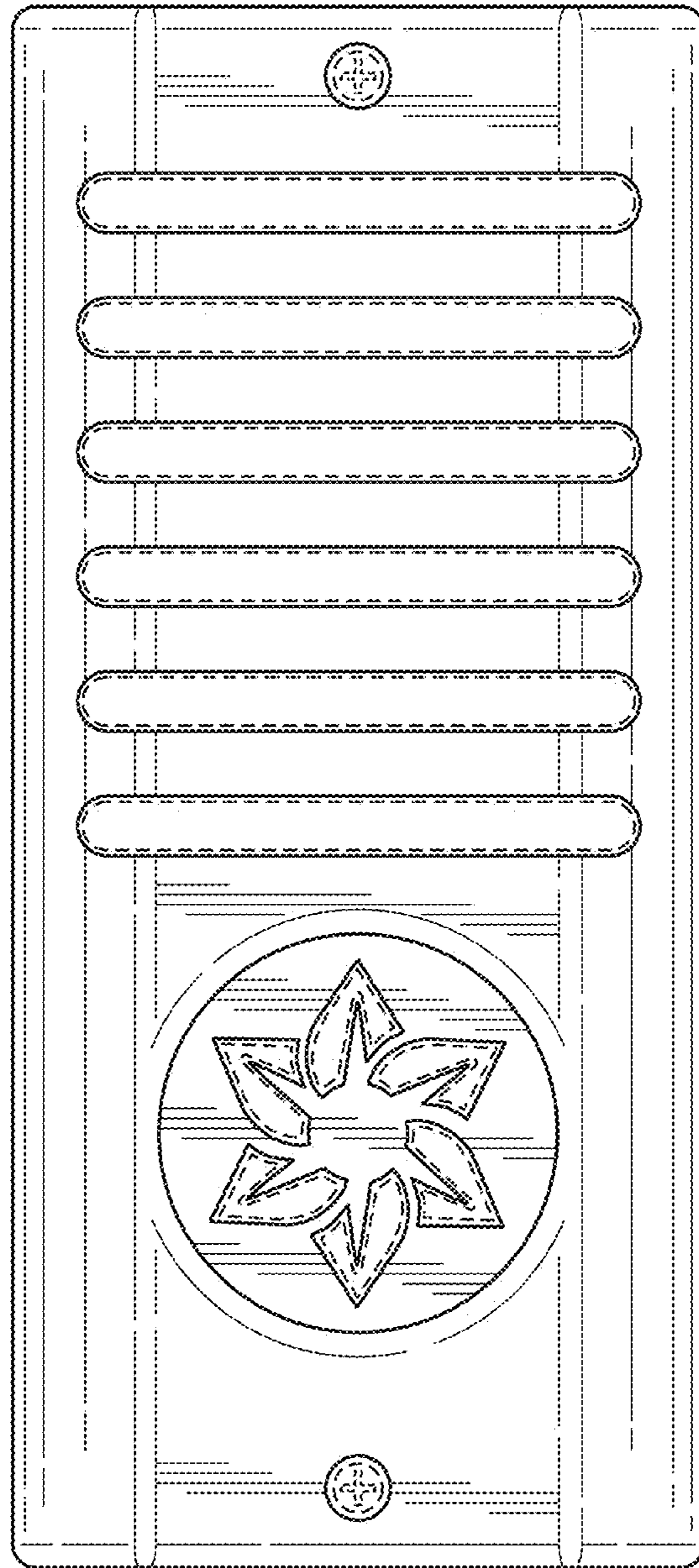


FIG. 2




FIG. 3

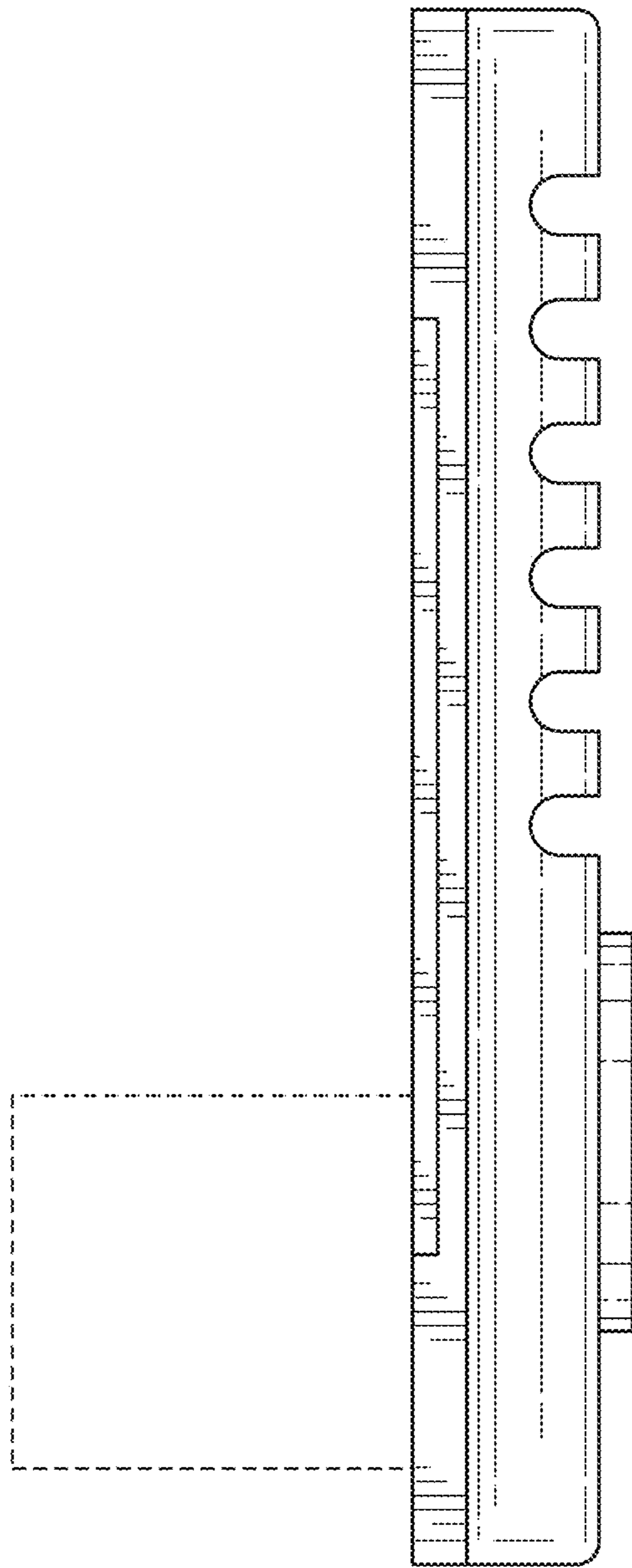


FIG. 4

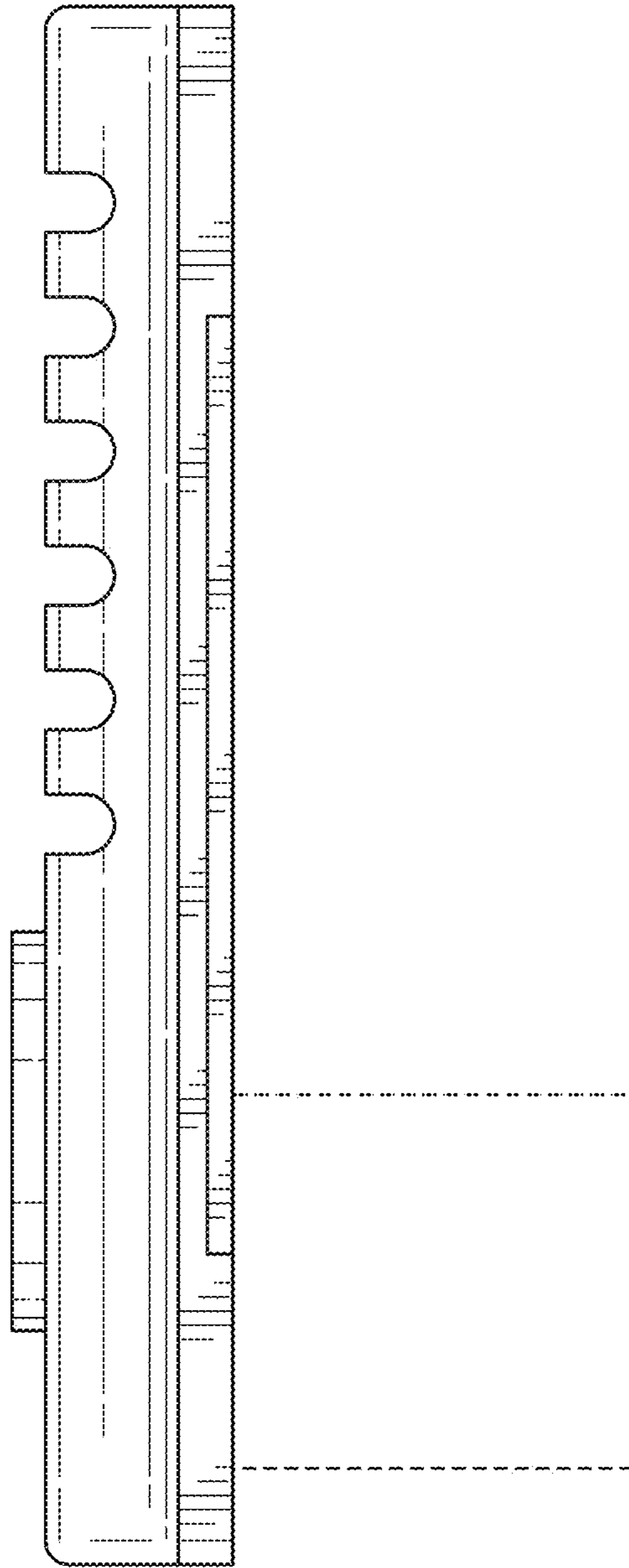


FIG. 5

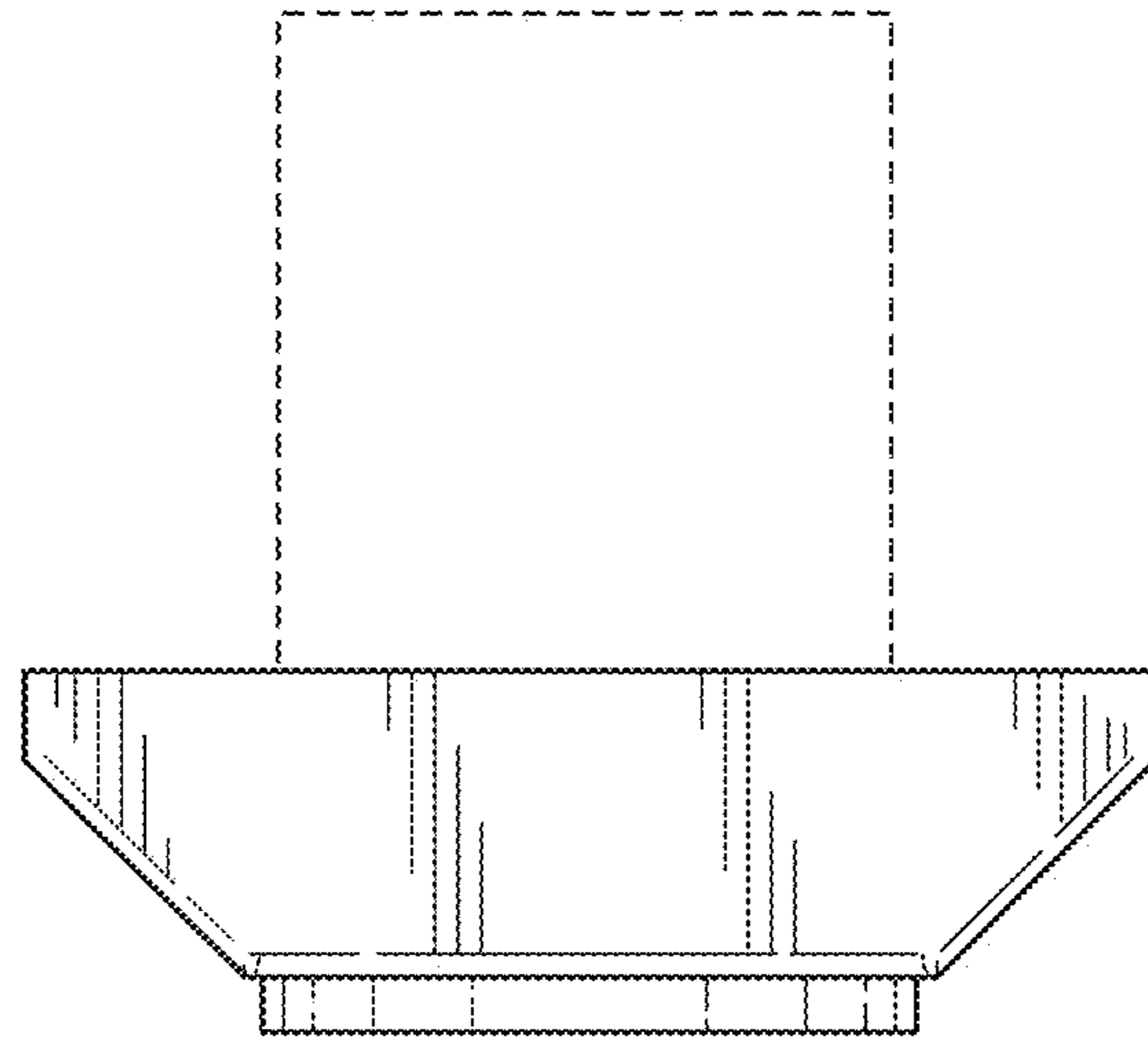


FIG. 6

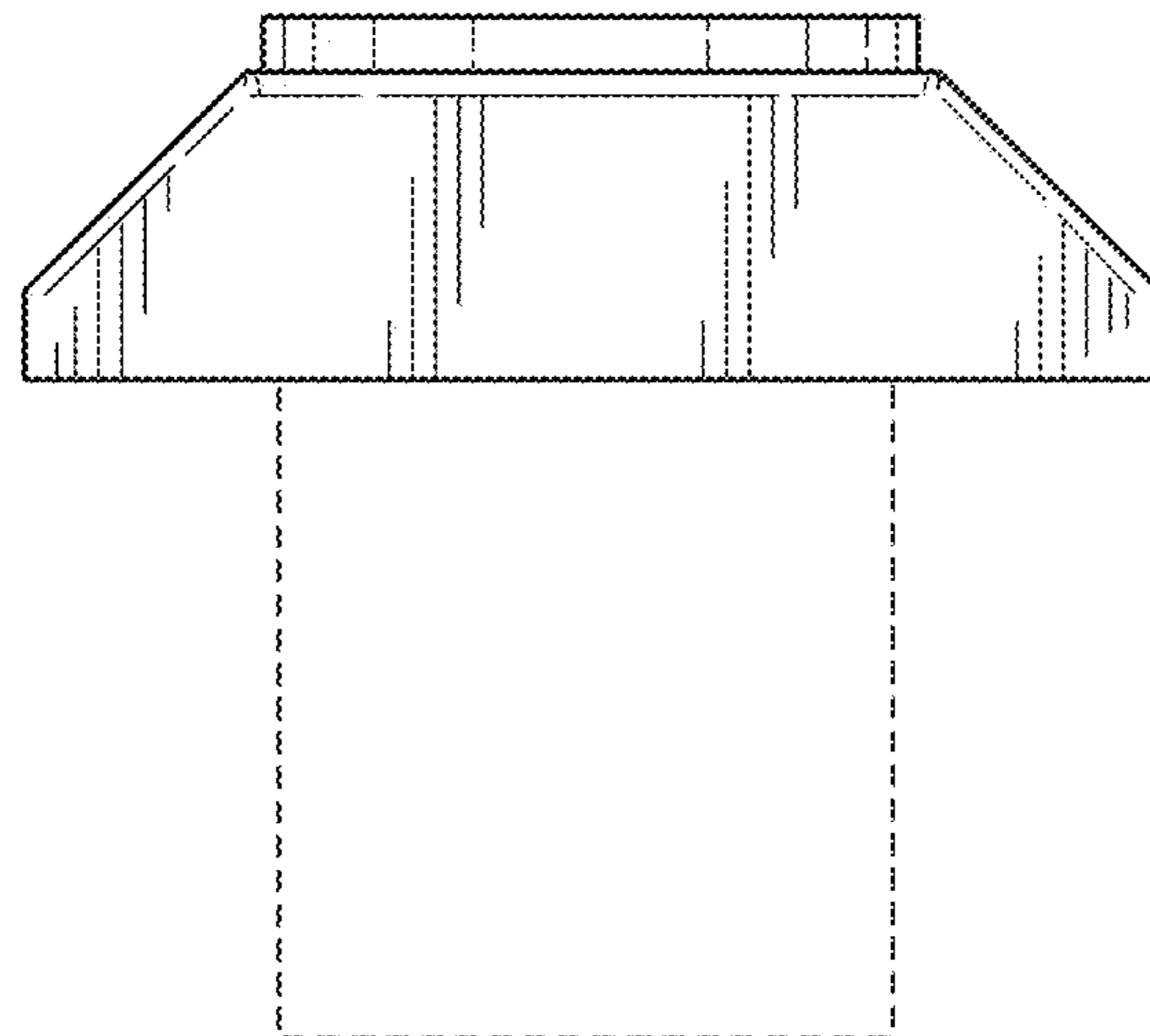


FIG. 7