



US00D980868S

(12) **United States Design Patent**  
**Niakan et al.**

(10) **Patent No.:** **US D980,868 S**  
(45) **Date of Patent:** **\*\* Mar. 14, 2023**

- (54) **AIR INTAKE SYSTEM**
- (71) Applicant: **Advanced FLOW Engineering Inc.**,  
Corona, CA (US)
- (72) Inventors: **Shahriar Nick Niakan**, Anaheim Hills,  
CA (US); **Christian Luc Landel**,  
Corona, CA (US)
- (73) Assignee: **Advanced FLOW Engineering Inc.**,  
Corona, CA (US)
- (\*\*) Term: **15 Years**
- (21) Appl. No.: **29/749,240**
- (22) Filed: **Sep. 3, 2020**
- (51) **LOC (14) Cl.** ..... **15-01**
- (52) **U.S. Cl.**  
USPC ..... **D15/5; D12/114; D12/400**
- (58) **Field of Classification Search**  
CPC ..... F02M 35/10; F02M 35/10006; F02M  
35/10013; F02M 35/10091; F02M  
35/10144; F02M 35/10288; F02M  
35/02416; F02M 35/02483; B60K 11/06;  
B60K 11/08; B60K 13/02  
See application file for complete search history.

D911,393 S *	2/2021	Niakan	.....	D15/5
D917,568 S *	4/2021	Niakan	.....	D15/5
D922,439 S *	6/2021	Niakan	.....	D15/5
D956,818 S *	7/2022	Liu	.....	D15/5

**OTHER PUBLICATIONS**

Cold Air Intake For 2020-2022 Ford Powerstroke 6.7L, available from [www.sbfilters.com](http://www.sbfilters.com), undated product page, [Jul. 19, 2022], available from internet URL: [https://www.sbfilters.com/cold-air-intakes/ford-powerstroke-6-7-intake-75-5140&variant\\_id=486?variant\\_id=486](https://www.sbfilters.com/cold-air-intakes/ford-powerstroke-6-7-intake-75-5140&variant_id=486?variant_id=486) (Year: 2022).\*

Cold Air Intake—2017-2019 Ford 6.7L, available from [tunerdepot.com](http://tunerdepot.com), undated product page, Jul. 19, 2022, available from internet URL: <https://tunerdepot.com/products/cold-air-intake-2017-2019-ford-6-7l> (Year: 2022).\*

\* cited by examiner

*Primary Examiner* — Calvin E Vansant  
*Assistant Examiner* — Eidiol Ghigliotty Torres  
 (74) *Attorney, Agent, or Firm* — Ravi Mohan; Rutan & Tucker, LLP

(57) **CLAIM**

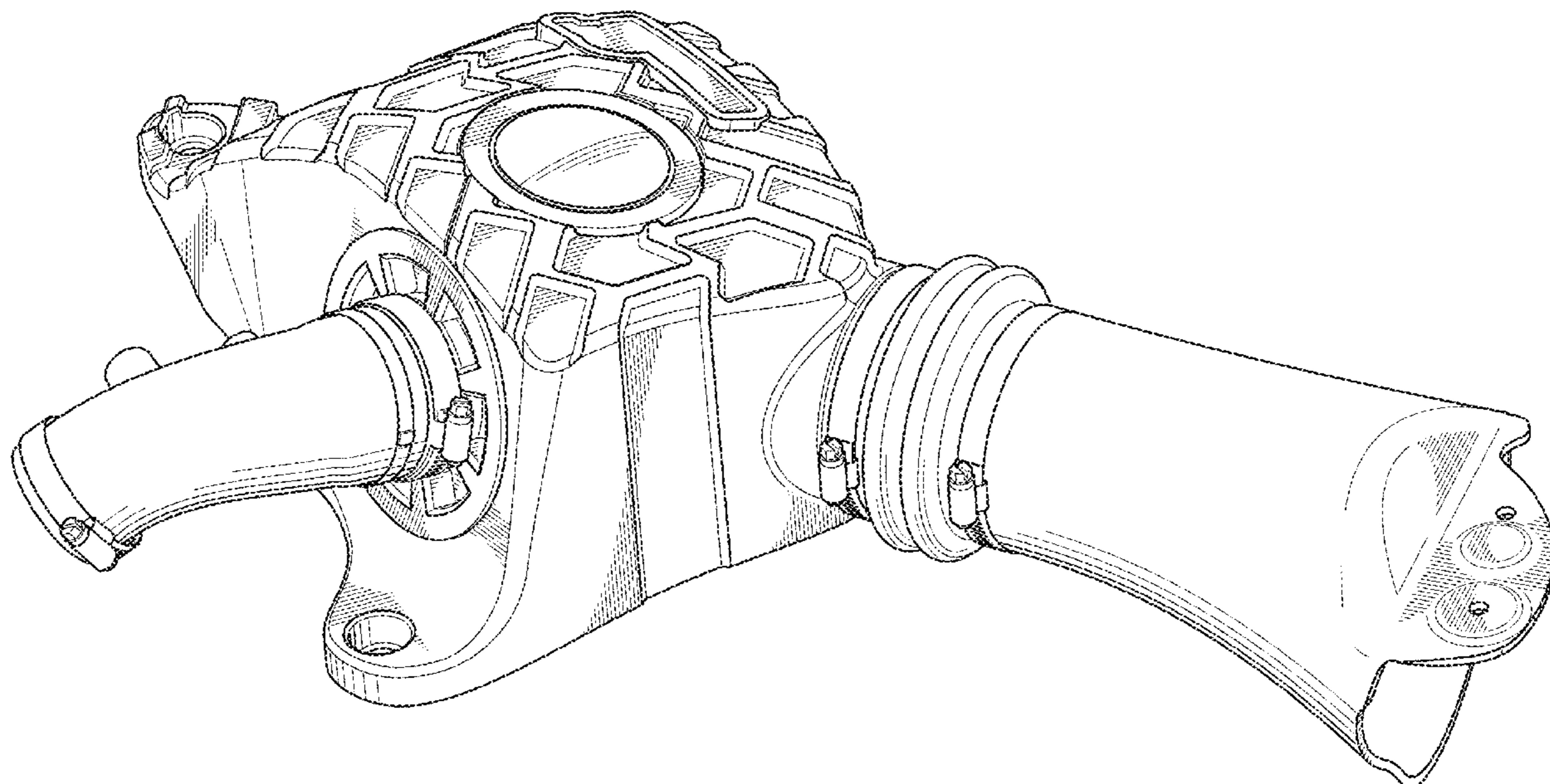
The ornamental design for an air intake system, as shown and described.

**DESCRIPTION**

FIG. 1 is a top, front, left side perspective view of the air intake system;  
 FIG. 2 is a front elevation view thereof;  
 FIG. 3 is a rear elevation view thereof;  
 FIG. 4 is a left side elevation view thereof;  
 FIG. 5 is a right side elevation view thereof;  
 FIG. 6 is a top plan view thereof; and,  
 FIG. 7 is a bottom plan view thereof.

**1 Claim, 7 Drawing Sheets**

- (56) **References Cited**  
U.S. PATENT DOCUMENTS
- |              |         |        |       |       |
|--------------|---------|--------|-------|-------|
| D754,208 S * | 4/2016  | Niakan | ..... | D15/5 |
| D762,735 S * | 8/2016  | Niakan | ..... | D15/5 |
| D762,736 S * | 8/2016  | Niakan | ..... | D15/5 |
| D886,867 S * | 6/2020  | Niakan | ..... | D15/5 |
| D886,868 S * | 6/2020  | Niakan | ..... | D15/5 |
| D886,869 S * | 6/2020  | Niakan | ..... | D15/5 |
| D899,461 S * | 10/2020 | Niakan | ..... | D15/5 |
| D899,462 S * | 10/2020 | Niakan | ..... | D15/5 |



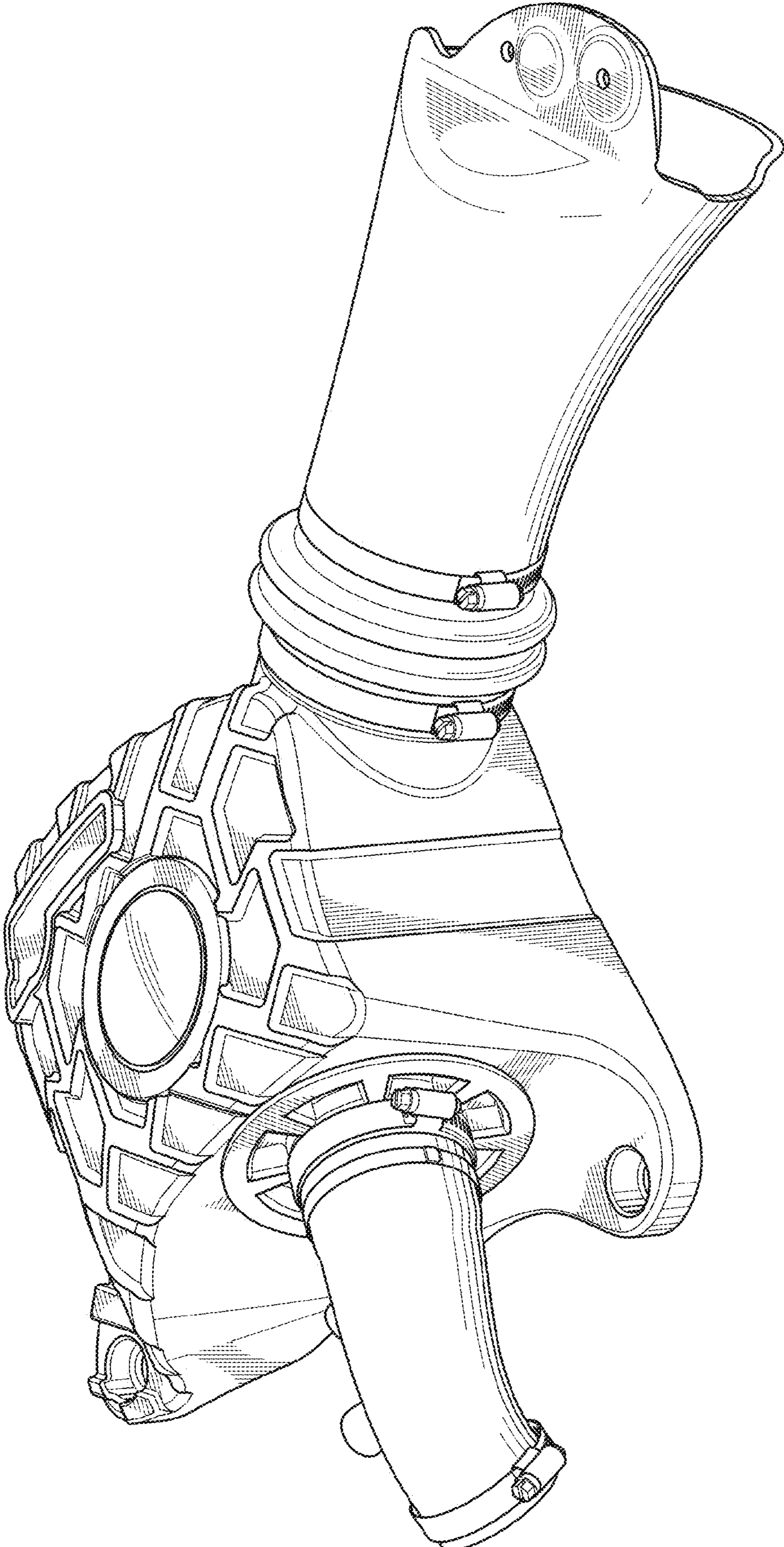


FIG. 1

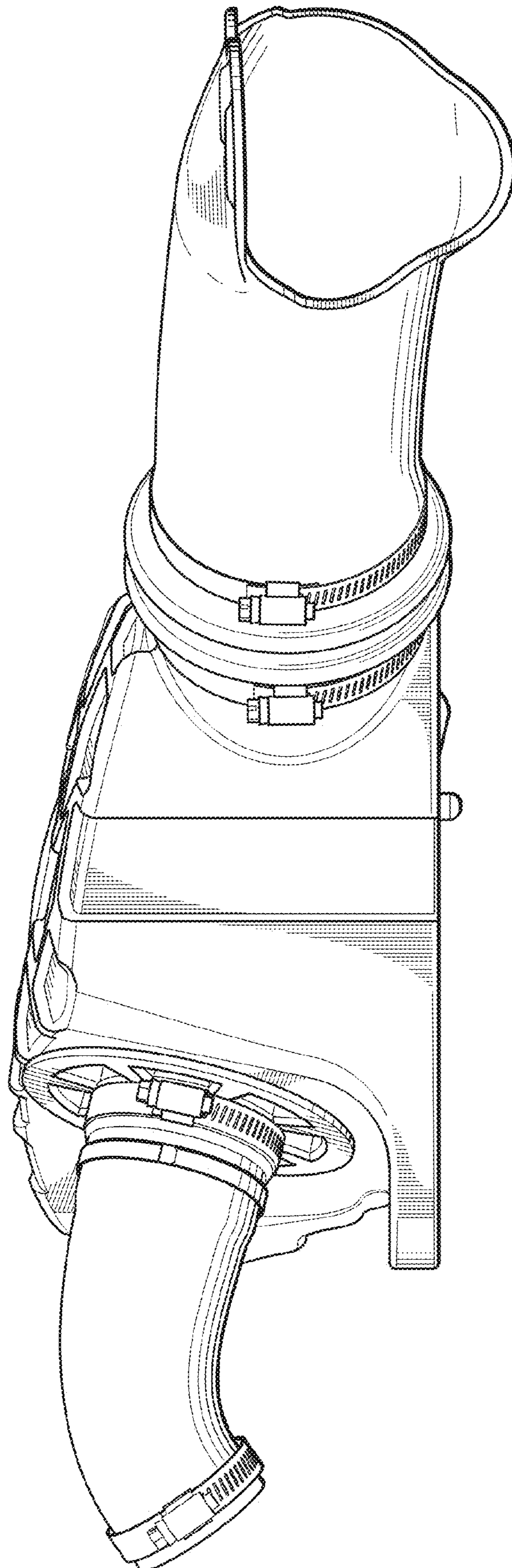


FIG. 2

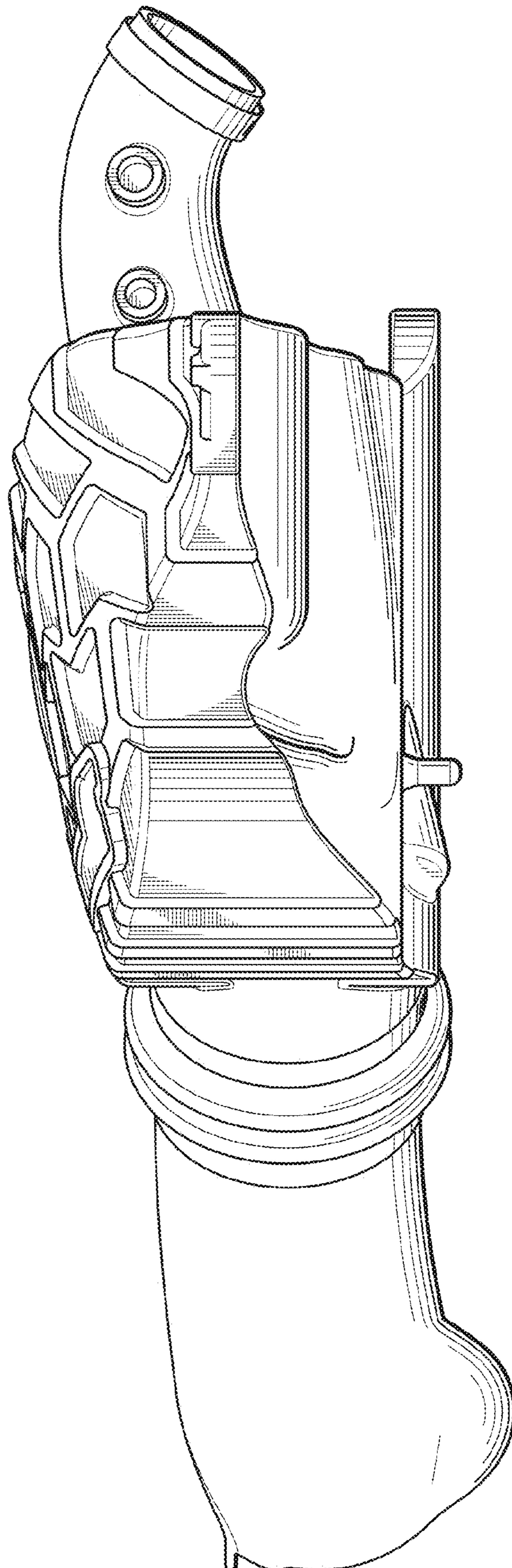


FIG. 3

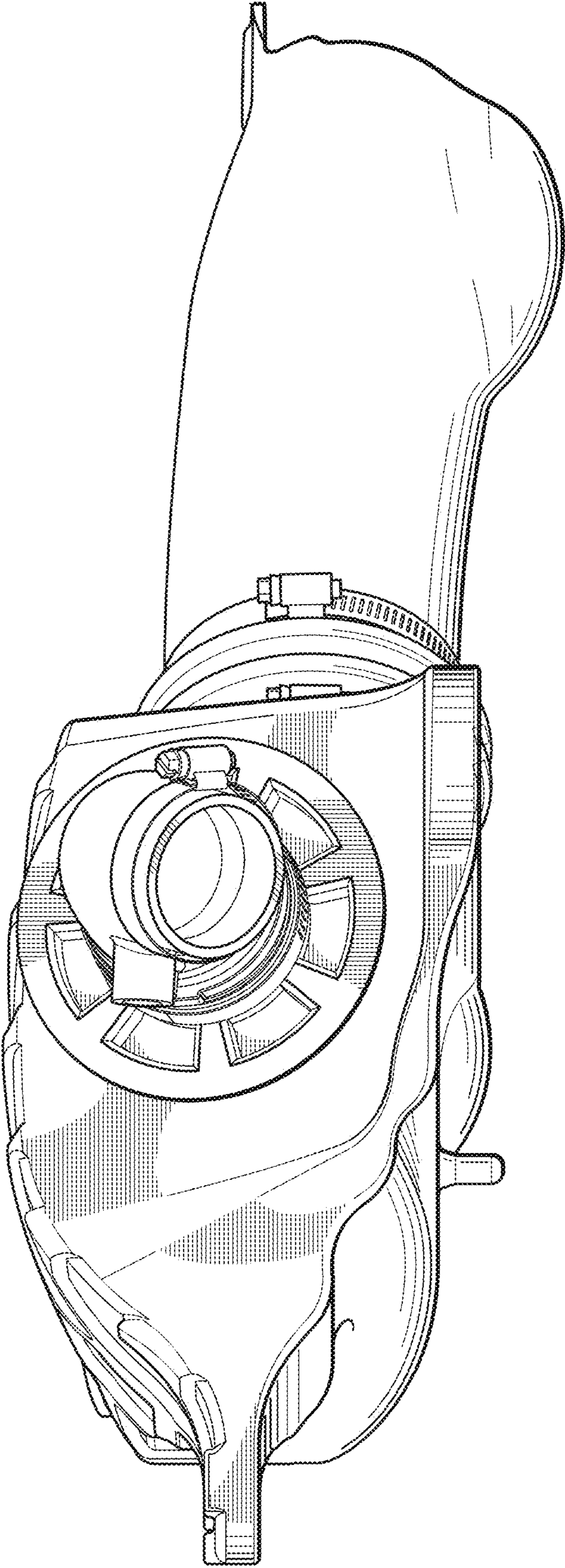


FIG. 4

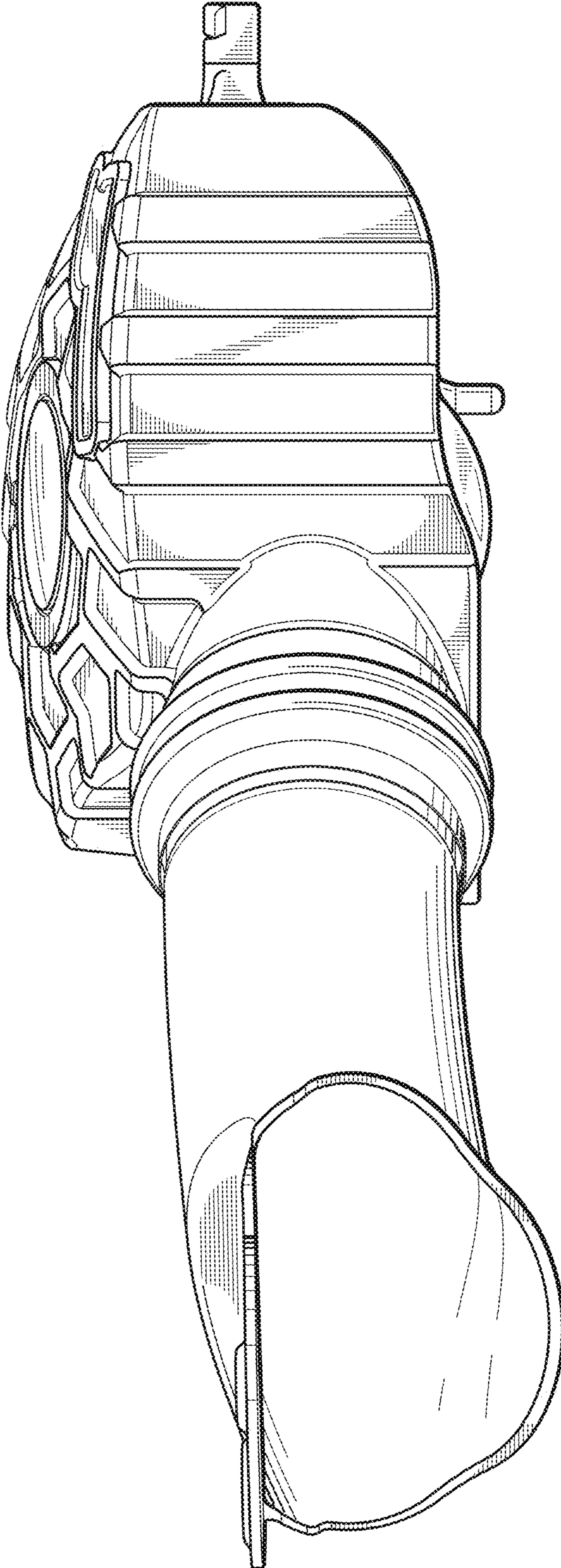


FIG. 5

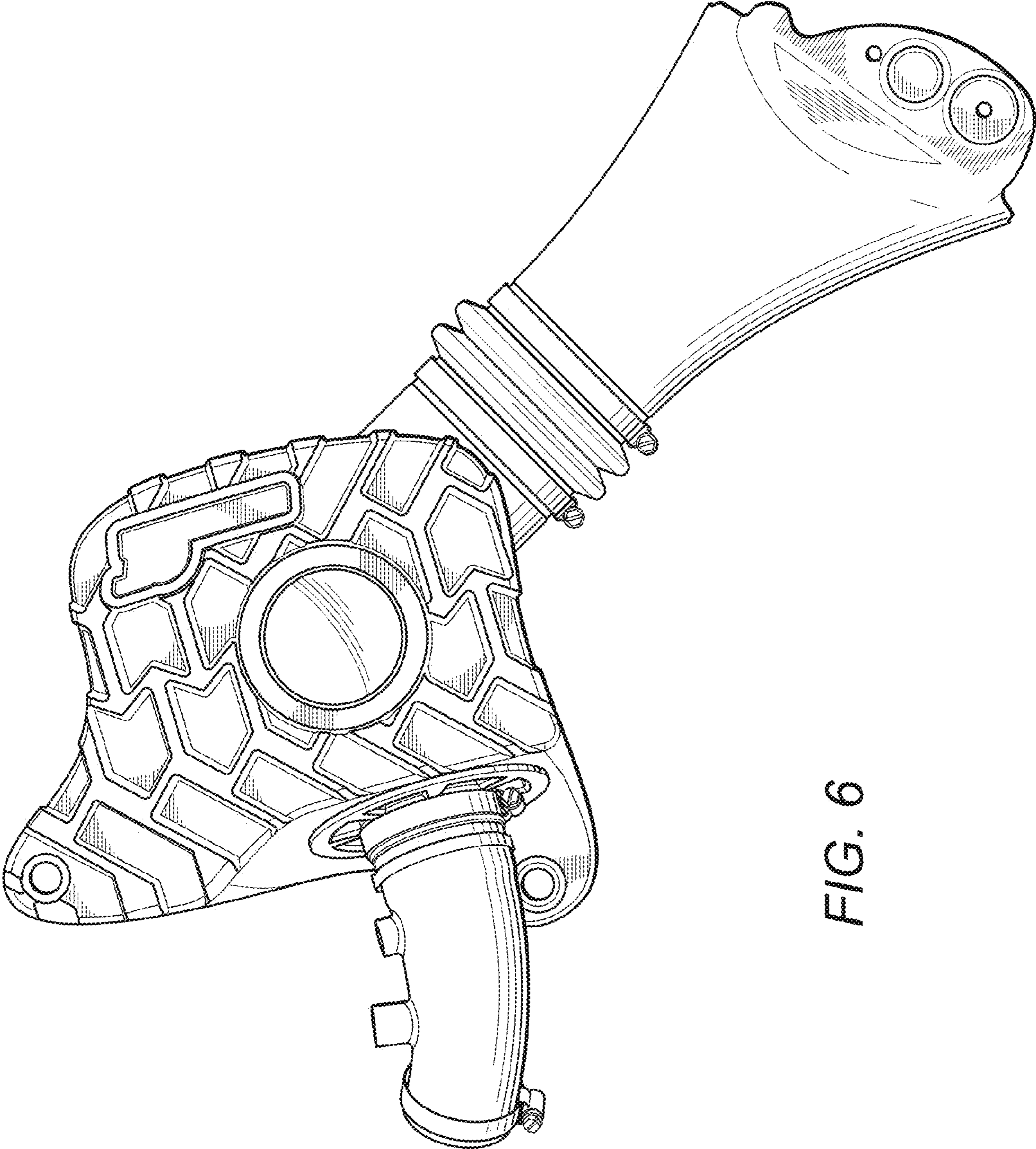


FIG. 6

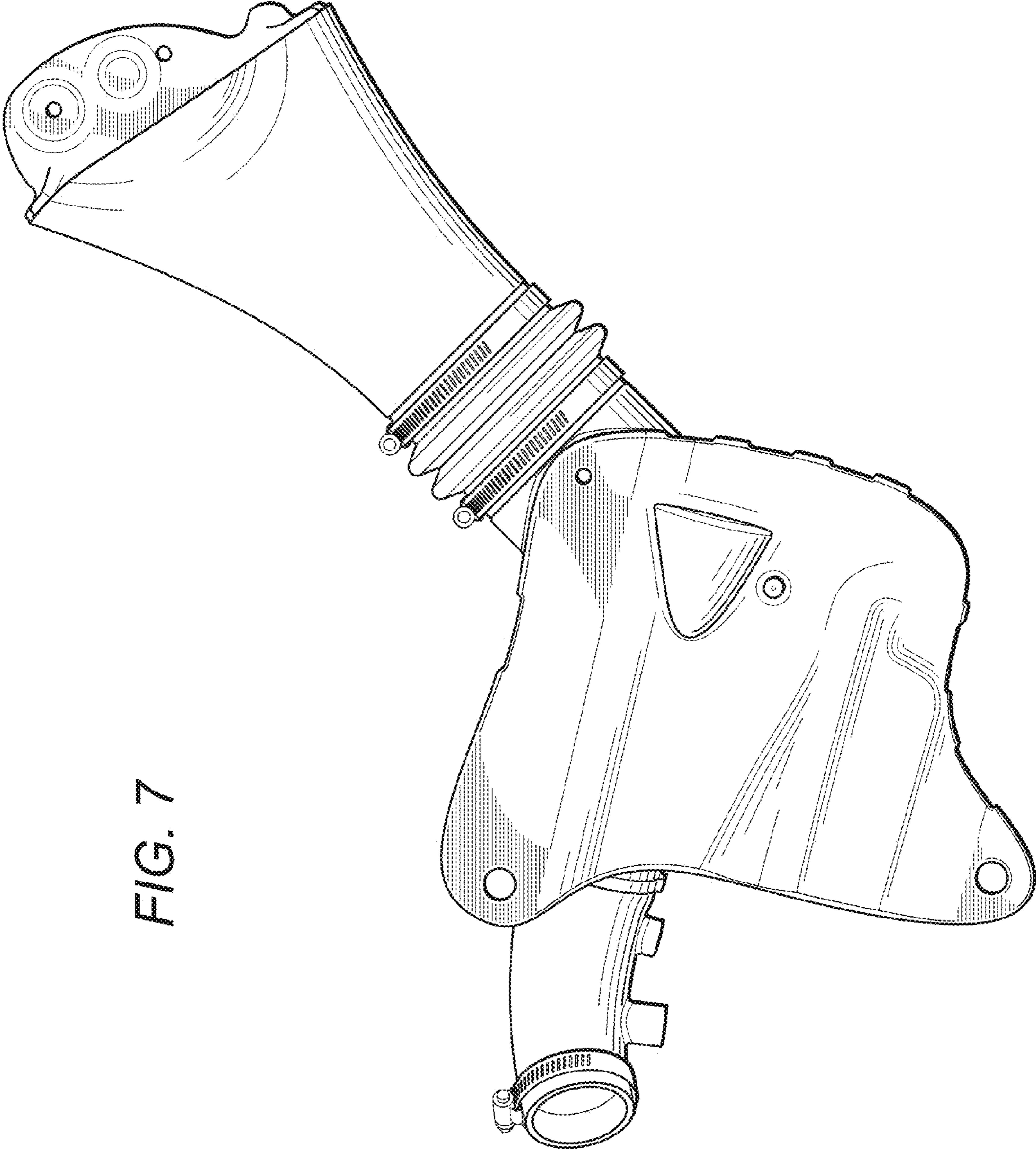


FIG. 7