



US00D980824S

(12) **United States Design Patent**
Zhao et al.

(10) **Patent No.:** **US D980,824 S**
(45) **Date of Patent:** **** Mar. 14, 2023**

(54) **HEADSET**
(71) Applicant: **HUAWEI TECHNOLOGIES CO., LTD.**, Shenzhen (CN)
(72) Inventors: **Ying Zhao**, Shanghai (CN); **Guofei Diao**, Shanghai (CN); **Donghyeok Park**, Shenzhen (CN)
(73) Assignee: **HUAWEI TECHNOLOGIES CO., LTD.**, Shenzhen (CN)
(**) Term: **15 Years**
(21) Appl. No.: **29/754,568**
(22) Filed: **Oct. 13, 2020**

(30) **Foreign Application Priority Data**
Apr. 14, 2020 (CN) 202030145864.9
(51) **LOC (14) Cl.** **14-01**
(52) **U.S. Cl.**
USPC **D14/223**
(58) **Field of Classification Search**
USPC D14/223, 205; D24/174; 128/864-866;
381/380-381, 322, 328
CPC H04R 1/10; H04R 25/00; H04R 1/1016;
H04R 1/1066; H04R 5/033; H04R
5/0335; H04R 1/1091; H04R 1/1083;
H04R 25/02; A61F 11/08
See application file for complete search history.

(56) **References Cited**
U.S. PATENT DOCUMENTS
5,544,253 A * 8/1996 Nagayoshi H04R 1/1016
379/430
8,077,898 B2 * 12/2011 Huang H04R 1/1016
381/345

8,208,661 B2 * 6/2012 Jiang H04R 23/002
381/164
D809,487 S * 2/2018 Lee D14/223
D815,069 S * 4/2018 Xiong D14/223
D832,824 S * 11/2018 Kim D14/223
D847,795 S * 5/2019 Kim D14/223
D853,993 S * 7/2019 Kuh D24/174
D877,722 S * 3/2020 Yang D14/223
D878,337 S * 3/2020 Yang D14/223
D889,436 S * 7/2020 Zhang D14/206
D889,437 S * 7/2020 Ando D14/223
D890,138 S * 7/2020 Peng D14/223
D893,437 S * 8/2020 Dimberg D13/168
D895,579 S * 9/2020 Yang D14/223
D895,582 S * 9/2020 Wu D14/223
D896,206 S * 9/2020 Xu D14/223
D896,207 S * 9/2020 He D14/223
D901,457 S * 11/2020 Zhang D14/223

(Continued)

FOREIGN PATENT DOCUMENTS

CN 306267665 * 1/2021
CN 306321382 * 2/2021

(Continued)

Primary Examiner — Paula Allen Greene
(74) *Attorney, Agent, or Firm* — Hauptman Ham, LLP

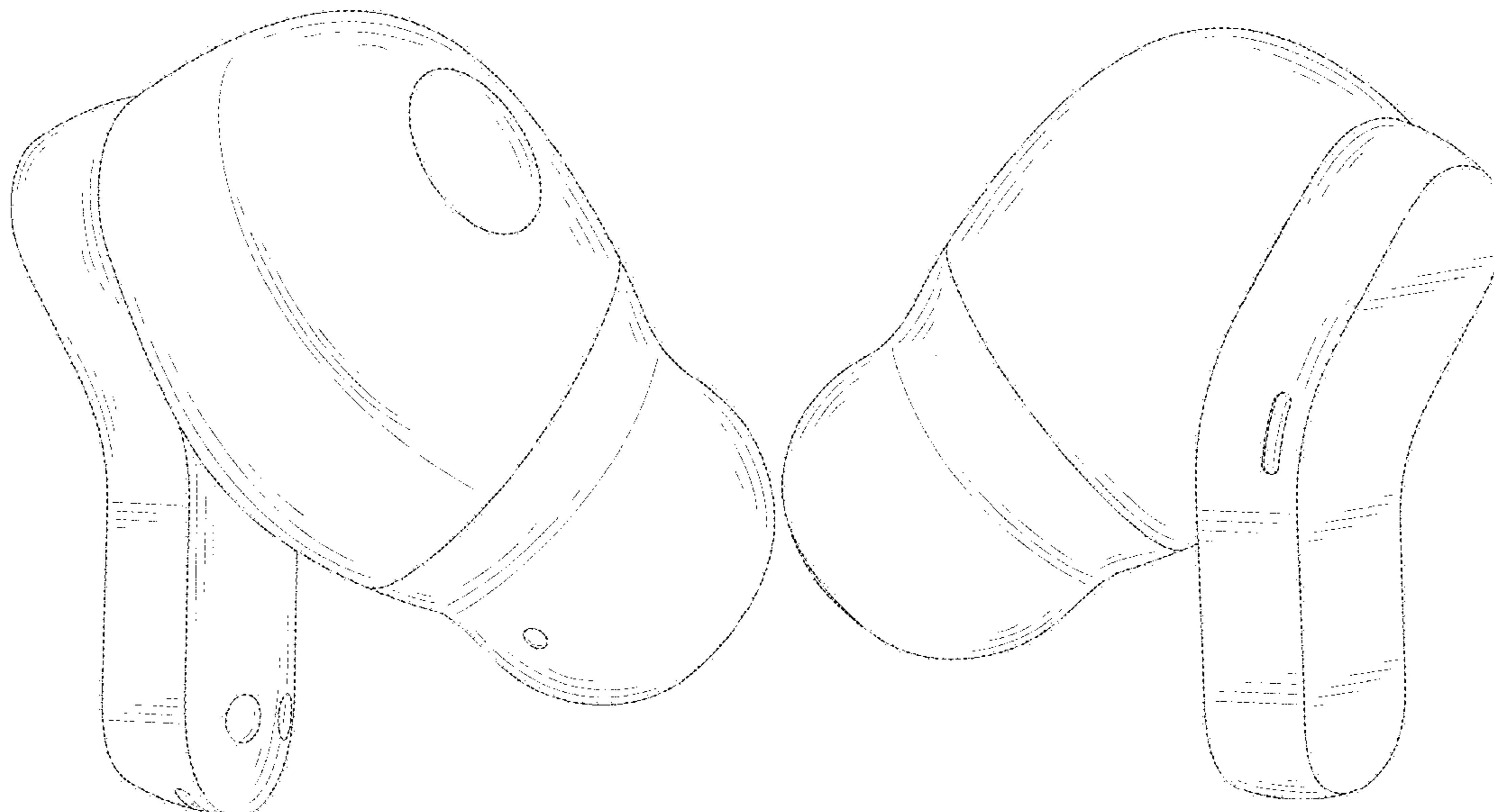
(57) **CLAIM**

The ornamental design for a headset, as shown and described.

DESCRIPTION

FIG. 1 is a front view of a headset, showing our new design; FIG. 2 is a front perspective view thereof; FIG. 3 is a back view thereof; FIG. 4 is a back perspective view thereof; FIG. 5 is a left side view thereof; FIG. 6 is a right side view thereof; FIG. 7 is a top view thereof; and, FIG. 8 is a bottom view thereof.

1 Claim, 8 Drawing Sheets



(56)

References Cited

U.S. PATENT DOCUMENTS

D903,639 S * 12/2020 Yang D14/223
D905,019 S * 12/2020 Liu D14/223
D906,299 S * 12/2020 Luo D14/223
D910,600 S * 2/2021 Zhang D14/223
D910,601 S * 2/2021 Hu D14/223
D912,011 S * 3/2021 Zhao H04R 1/1041
D14/205
D916,058 S * 4/2021 Wu D14/223
D916,683 S * 4/2021 Yao D14/223
D916,684 S * 4/2021 Fang D14/223
D937,246 S * 11/2021 Li D14/223
D939,477 S * 12/2021 Lee D14/223
D940,690 S * 1/2022 Zhang D14/223
D942,424 S * 2/2022 Ye D14/223
D942,427 S * 2/2022 Liu D14/223
D943,554 S * 2/2022 Zhang D14/223
D943,556 S * 2/2022 Herbst D14/223

D944,779 S * 3/2022 Wang D14/223
D948,482 S * 4/2022 Liu D14/223
D950,525 S * 5/2022 Chen D14/223
D956,720 S * 7/2022 Huang D14/223
2009/0233652 A1* 9/2009 Yang H04R 31/006
455/569.1
2012/0003937 A1* 1/2012 Zhong H04M 1/6066
455/41.3
2020/0068283 A1* 2/2020 Chou H04R 1/1025

FOREIGN PATENT DOCUMENTS

CN 306387024 * 3/2021
CN 306450938 * 4/2021
CN 307048474 * 1/2022
CN 307278864 * 4/2022
EM 008191225-0006 * 9/2020
IN 355021-001-0001 * 12/2021
JP D1686810 * 5/2021

* cited by examiner

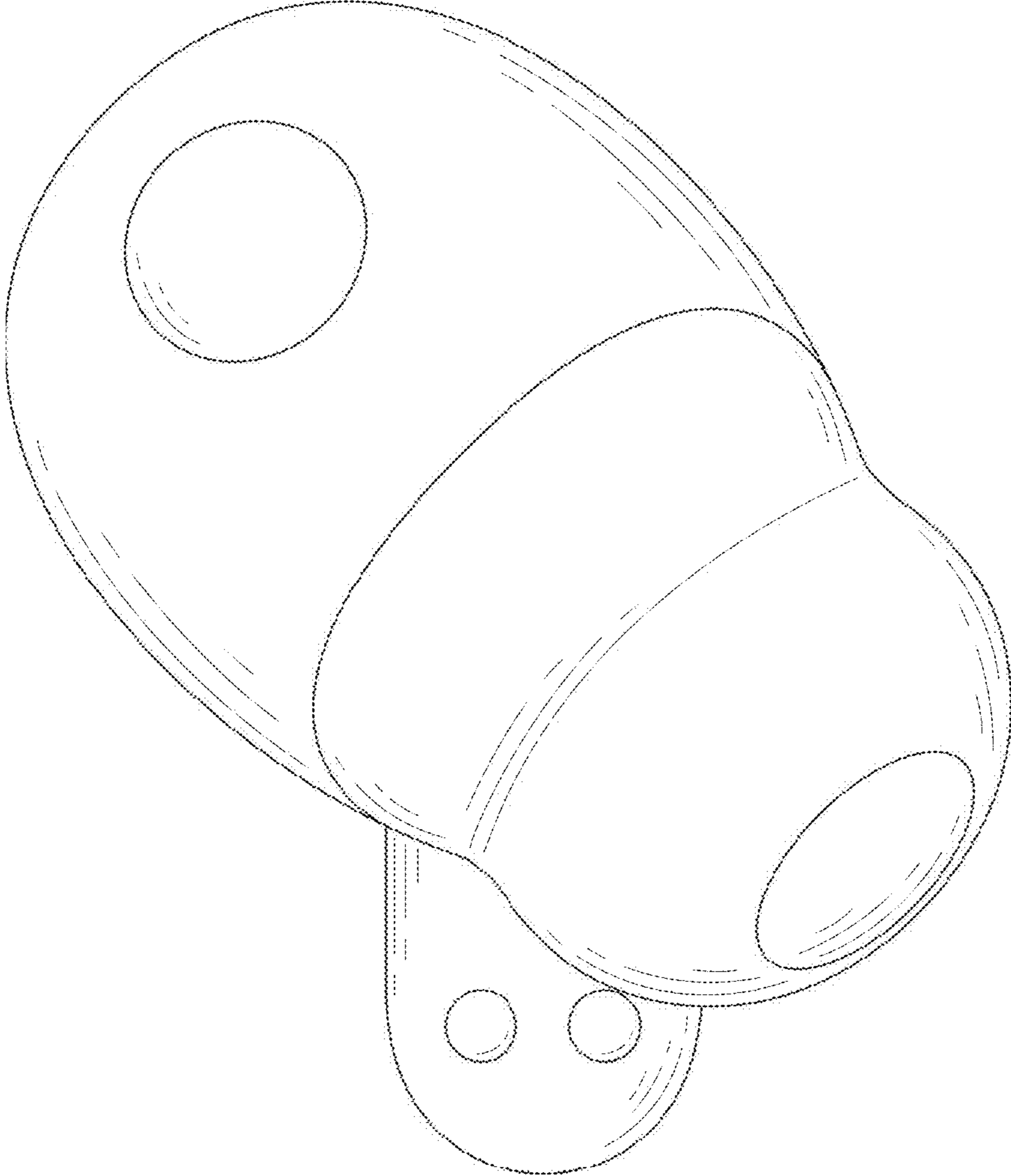


FIG. 1

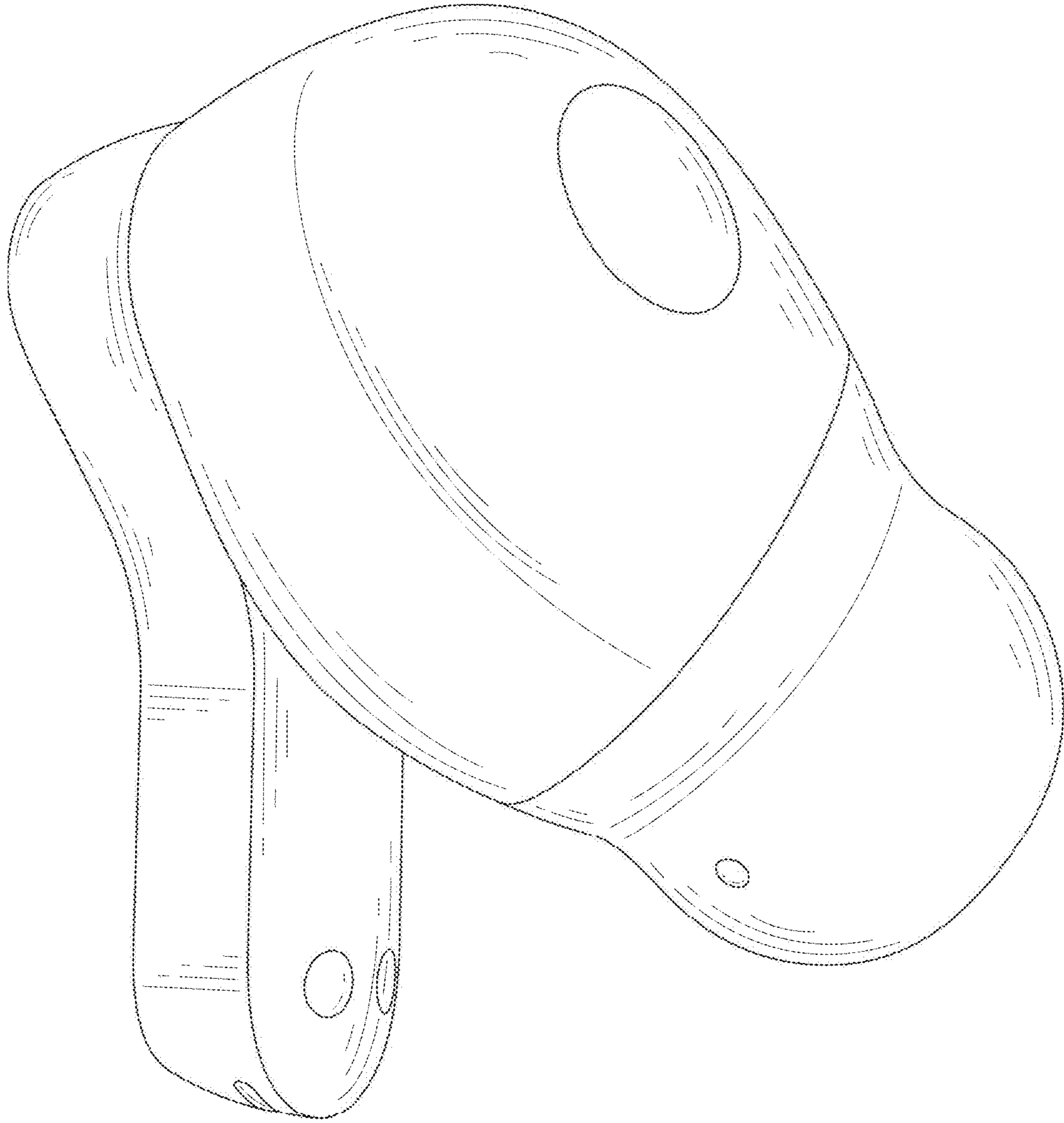


FIG. 2

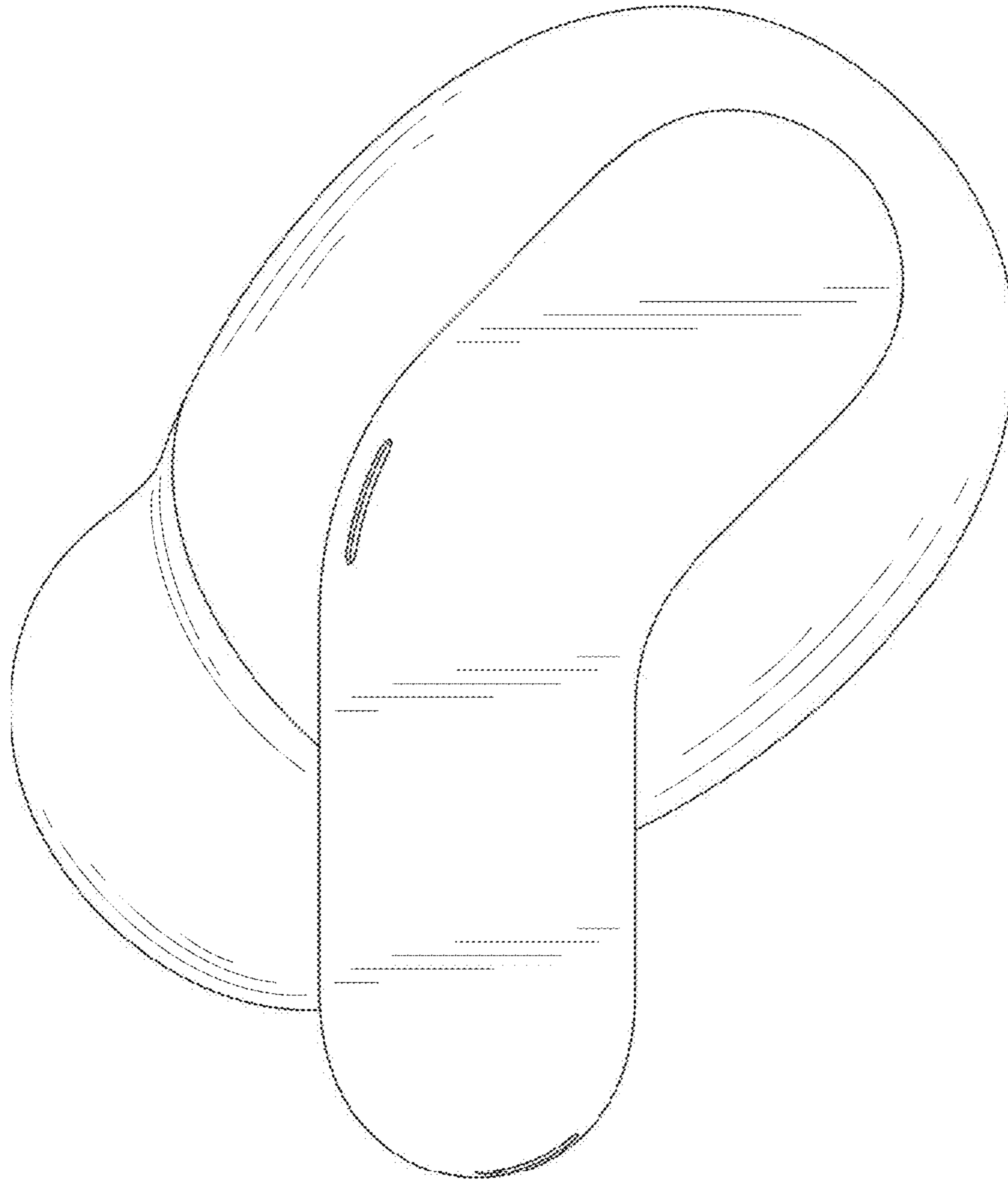


FIG. 3

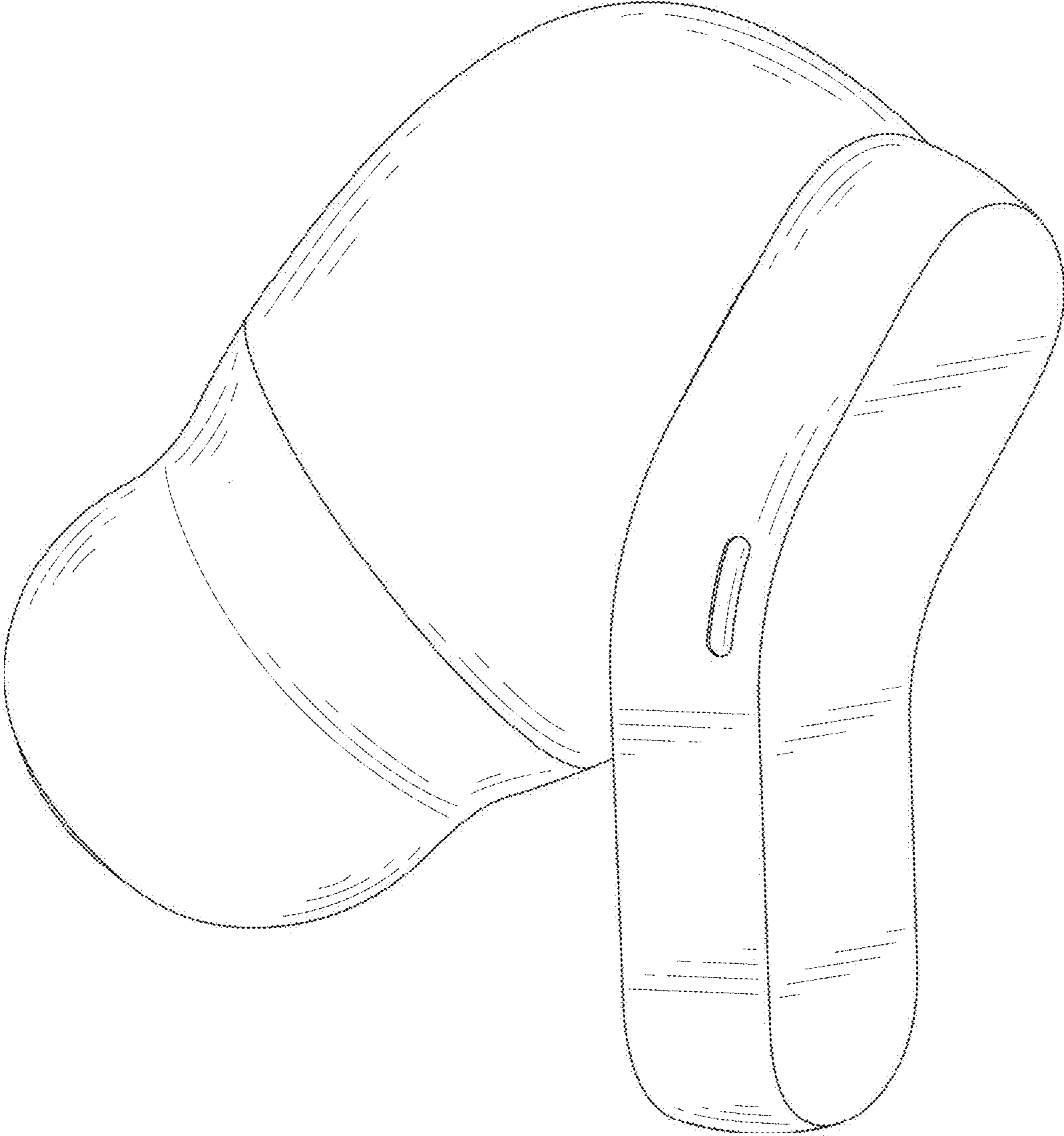


FIG. 4

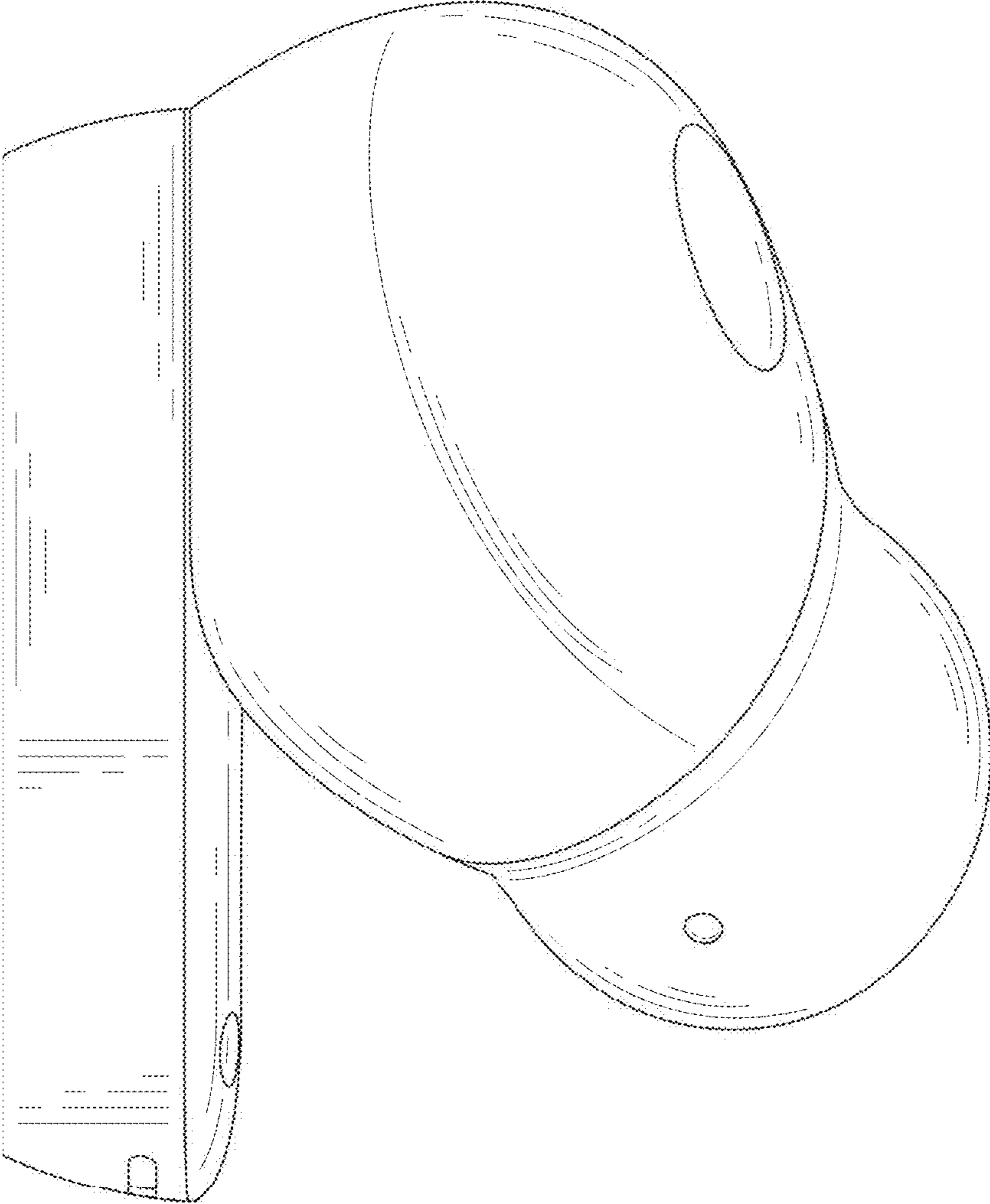


FIG. 5

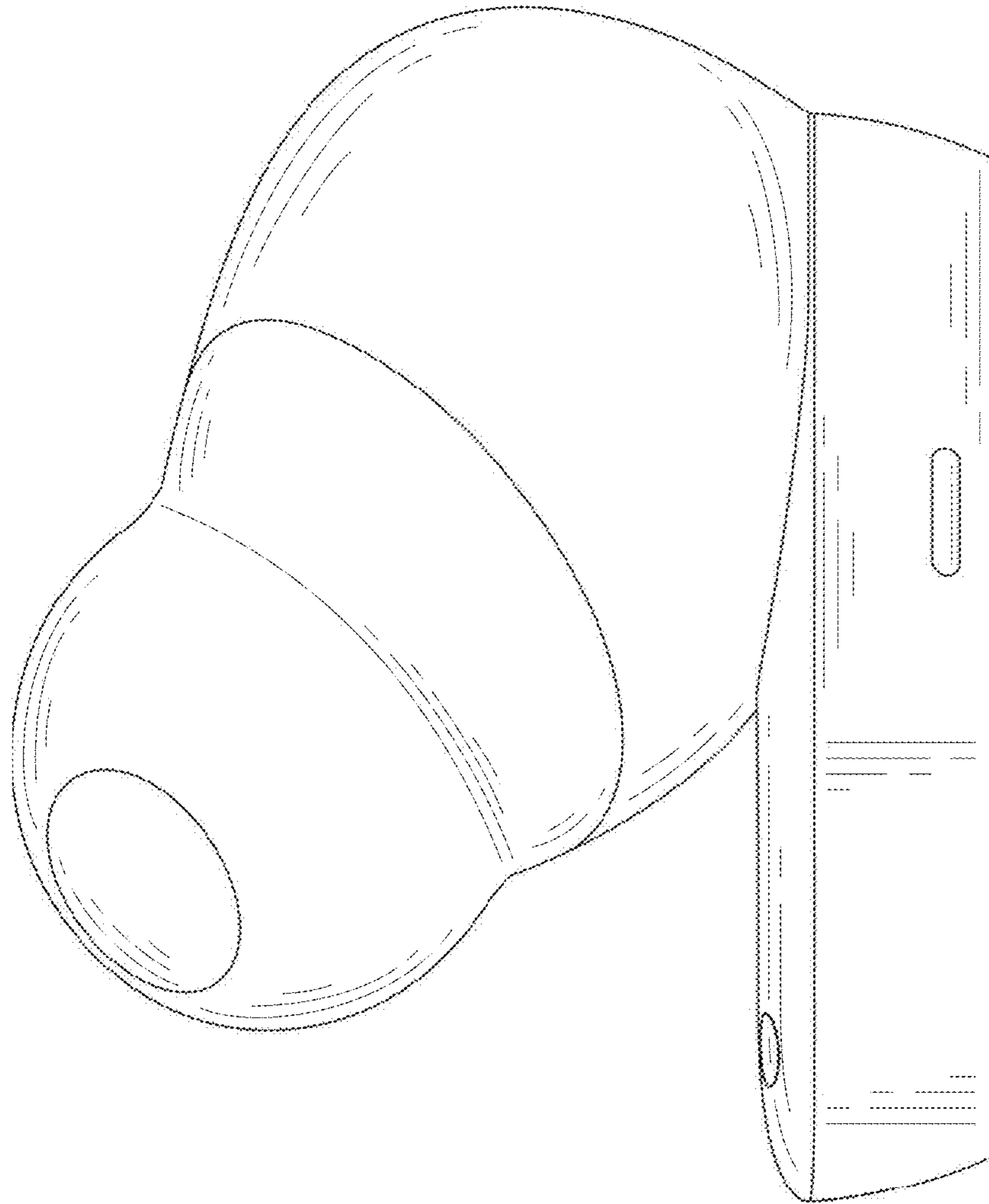


FIG. 6

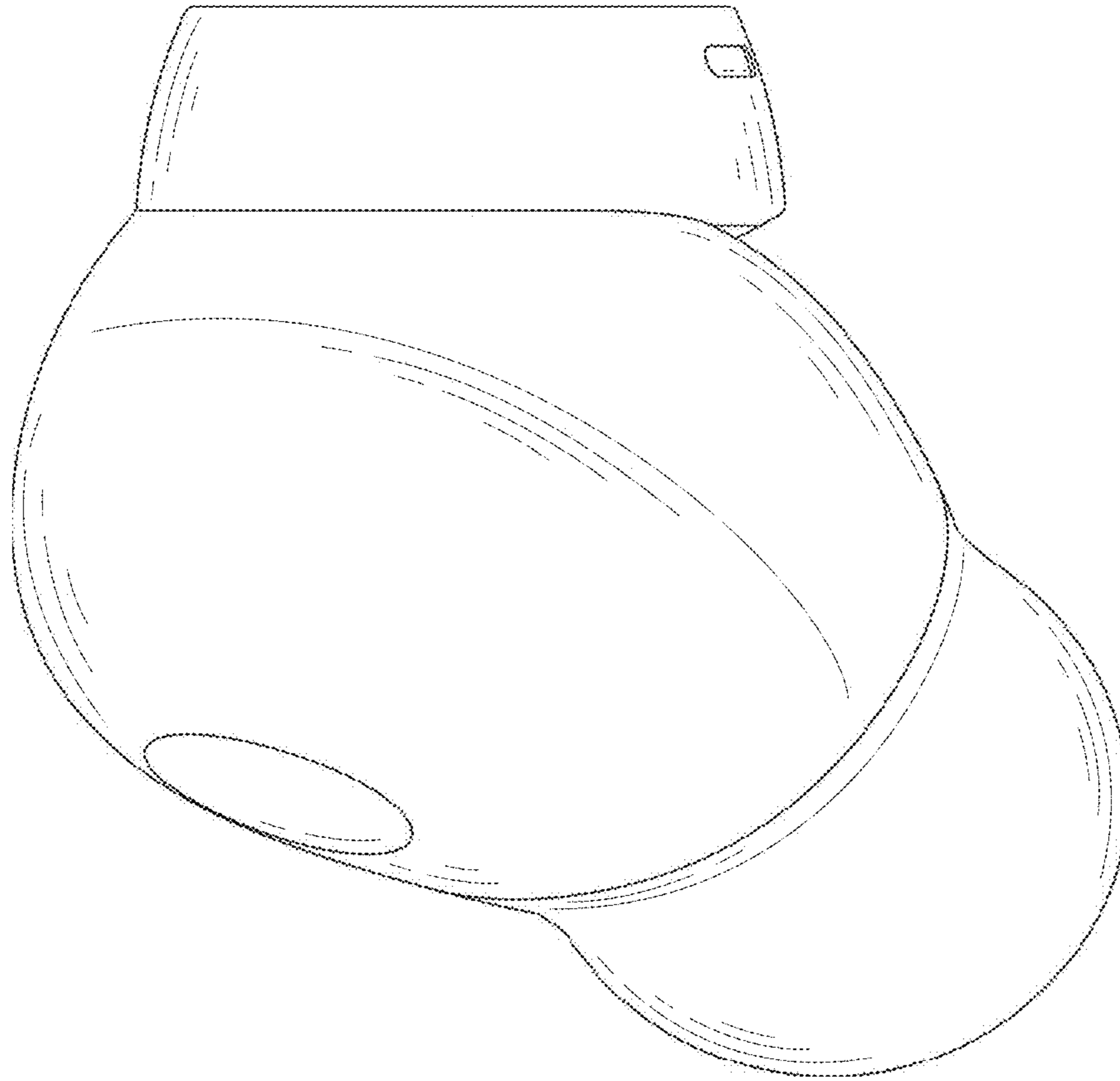


FIG. 7

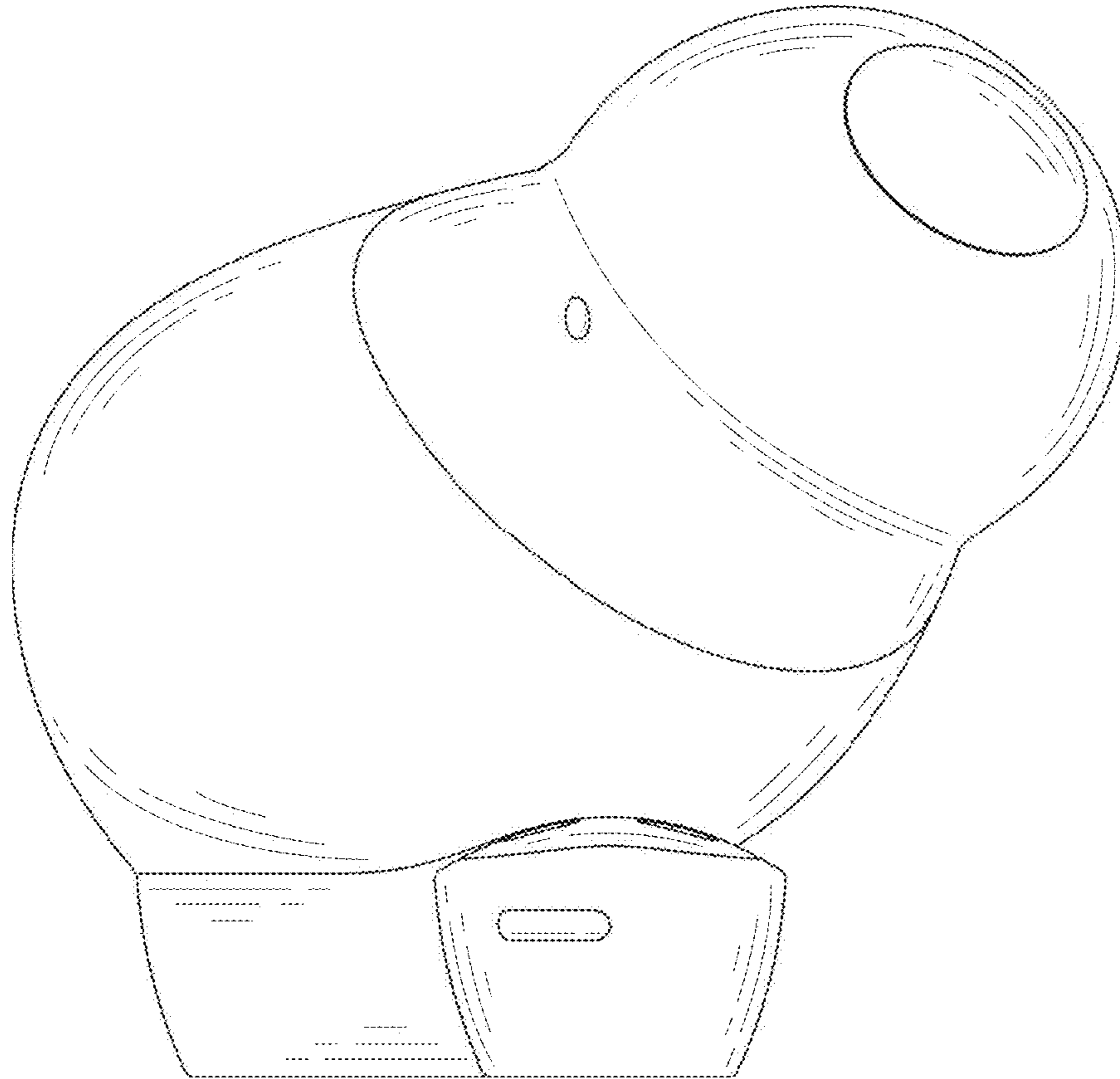


FIG. 8