



US00D980804S

(12) **United States Design Patent**
Jia et al.

(10) **Patent No.:** **US D980,804 S**

(45) **Date of Patent:** **** Mar. 14, 2023**

(54) **ELECTRICAL HOUSING**

(71) Applicant: **Arista Networks, Inc.**, Santa Clara, CA (US)

(72) Inventors: **Rui Jia**, Santa Clara, CA (US); **Robert Morris Wilcox**, Santa Clara, CA (US); **Richard Neville Hibbs**, Santa Clara, CA (US); **Christopher H. Frank**, Santa Clara, CA (US)

(73) Assignee: **Arista Networks, Inc.**, Santa Clara, CA (US)

(**) Term: **15 Years**

(21) Appl. No.: **29/763,568**

(22) Filed: **Dec. 23, 2020**

(51) **LOC (14) Cl.** **13-03**

(52) **U.S. Cl.**
USPC **D13/158; D13/162**

(58) **Field of Classification Search**
USPC D10/46, 75, 104.1; D13/103, 107, 108, D13/110, 123, 133, 139.4, 146, 147, 158, D13/159, 162, 162.1, 164, 178, 182, 184; D14/125, 140.4, 155, 214, 230, 239, 240, D14/242, 256, 299, 300, 301, 308, 313, D14/349, 353, 356, 358, 368, 389, 433, D14/435, 438, 441, 444, 496, 348
CPC .. H05K 7/1465; H05K 7/1484; H05K 7/1487; H05K 5/0204; H04B 1/38; H04B 1/3888; H01H 71/0228; G06F 1/183; G06F 1/186; G05B 19/414; G02B 6/4452
See application file for complete search history.

(56) **References Cited**

U.S. PATENT DOCUMENTS

4,901,205 A * 2/1990 Landis G06F 1/186
361/753
D306,976 S * 4/1990 Semenov D10/46

D380,447 S * 7/1997 Chen D13/164
D384,644 S * 10/1997 Chung D13/162
D396,690 S * 8/1998 Fryers D13/184
D439,893 S * 4/2001 Tokuhara D14/301
D474,772 S * 5/2003 Deguchi D13/133
D512,059 S * 11/2005 Zhang D14/348
D601,980 S * 10/2009 Ogawa D14/125
D623,125 S * 9/2010 Kawabata D13/103
D661,696 S * 6/2012 Takada D14/240
D873,269 S * 1/2020 Hu D14/358
D955,382 S * 6/2022 Park D14/348
D959,426 S * 8/2022 Park D14/348
2005/0122702 A1 * 6/2005 Chen H05K 7/1487
361/797

(Continued)

OTHER PUBLICATIONS

Arista 710P, Date: Feb. 11, 2022, [online], [site visited May 16, 2022]. Available from internet, URL: <https://www.arista.com/en/products/710p-series> (Year: 2022).*

Primary Examiner — Shawn T Gingrich

Assistant Examiner — Bryan N. Melvin

(74) *Attorney, Agent, or Firm* — Fountainhead Law Group PC

(57) **CLAIM**

The ornamental design for an electrical housing, as shown and described.

DESCRIPTION

FIG. 1 is a perspective view of an electrical housing showing a new design;

FIG. 2 is a front view of FIG. 1;

FIG. 3 is a rear view of FIG. 1;

FIG. 4 is a LEFT SIDE view of FIG. 1;


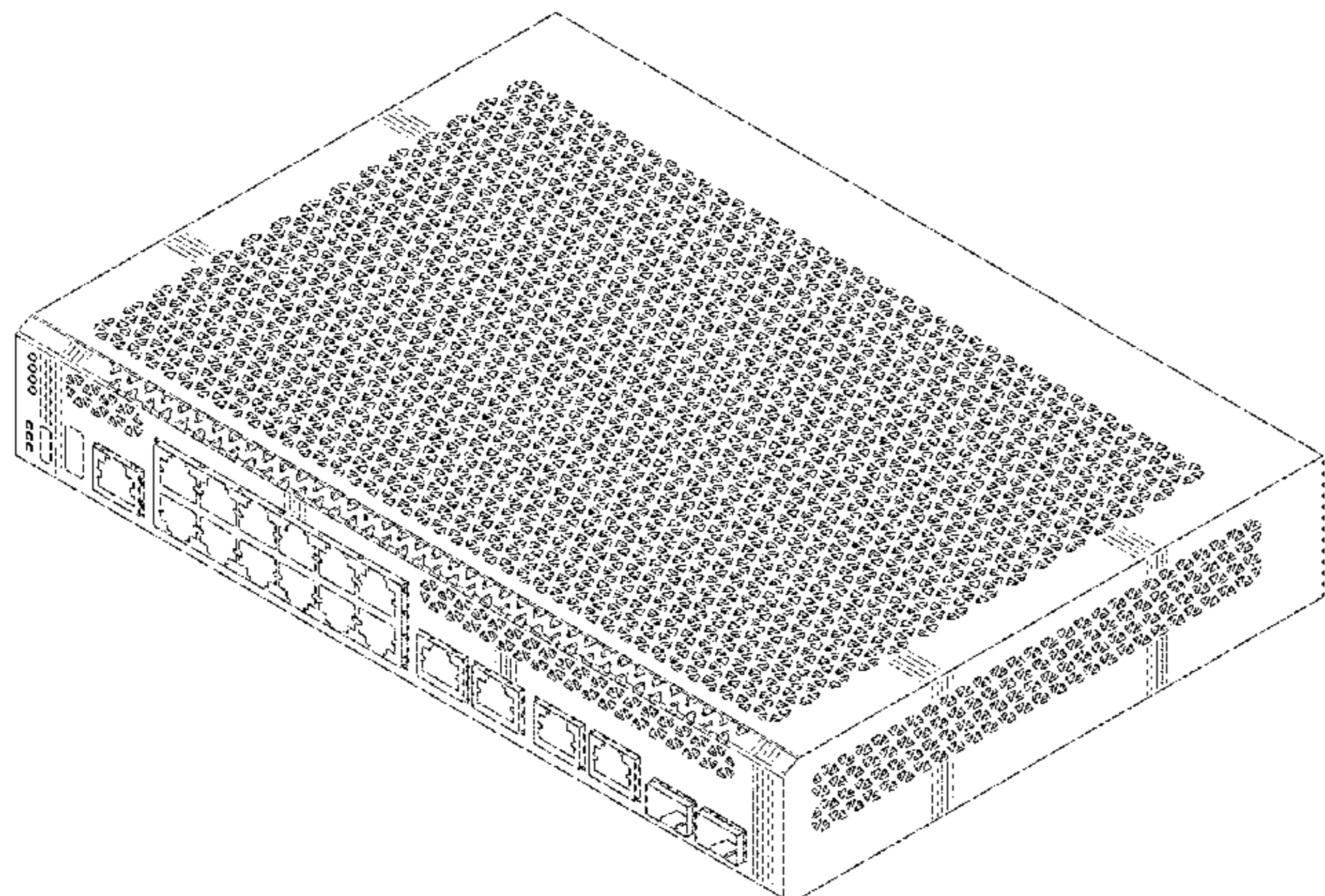
FIG. 5 is a RIGHT SIDE view of FIG. 1;

FIG. 6 is a top view of FIG. 1; and,

FIG. 7 is a bottom view of FIG. 1.

The broken lines in the drawings depict portions of the electrical housing that form no part of the claimed design.

1 Claim, 5 Drawing Sheets



(56)

References Cited

U.S. PATENT DOCUMENTS

2009/0245746 A1* 10/2009 Krampotich G02B 6/4452
385/135

* cited by examiner

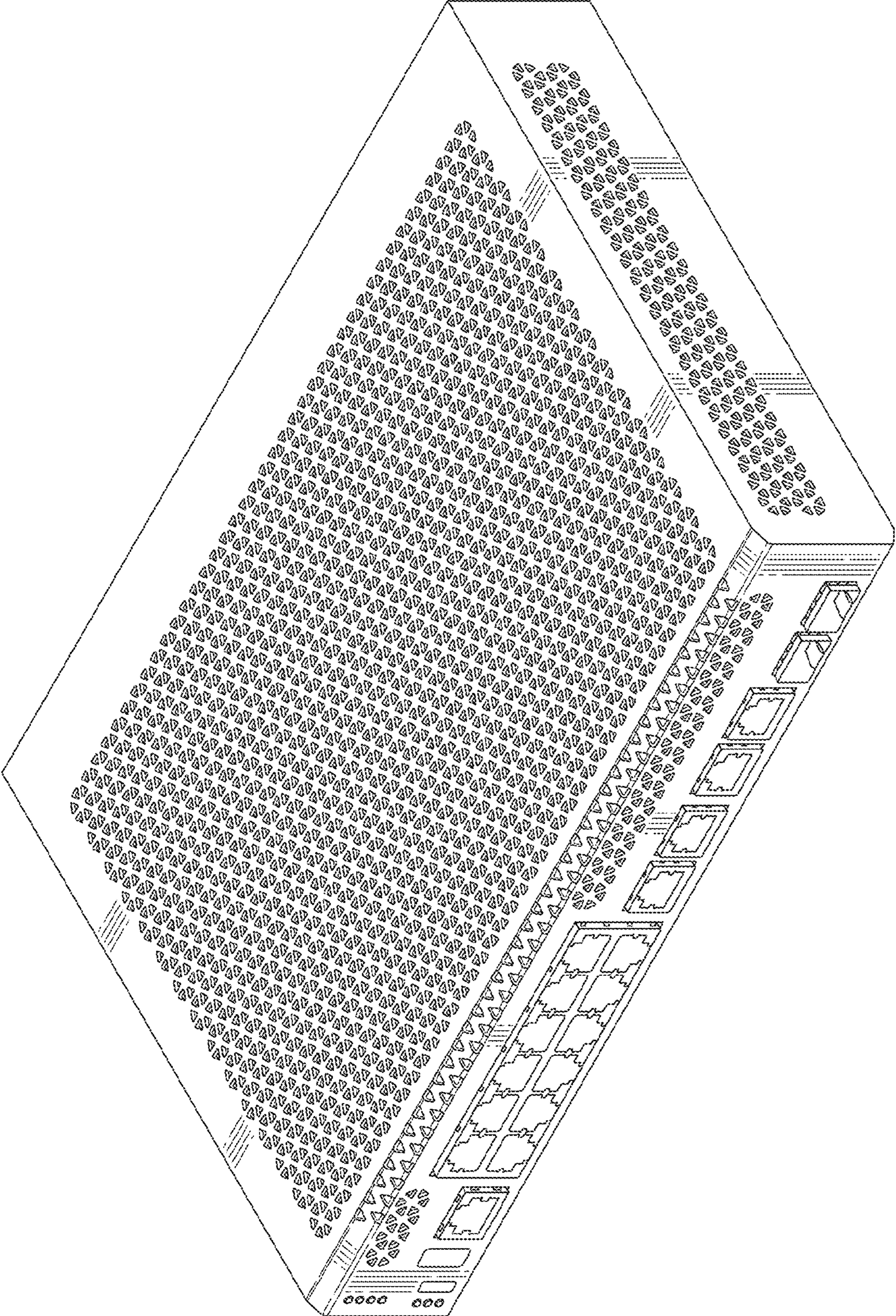


FIG. 1




FIG. 2




FIG. 3

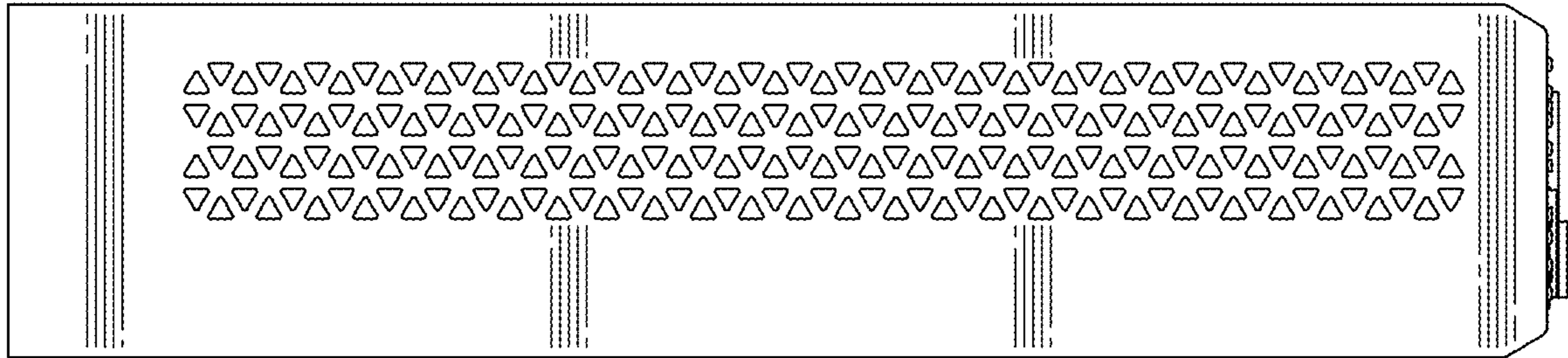


FIG. 4

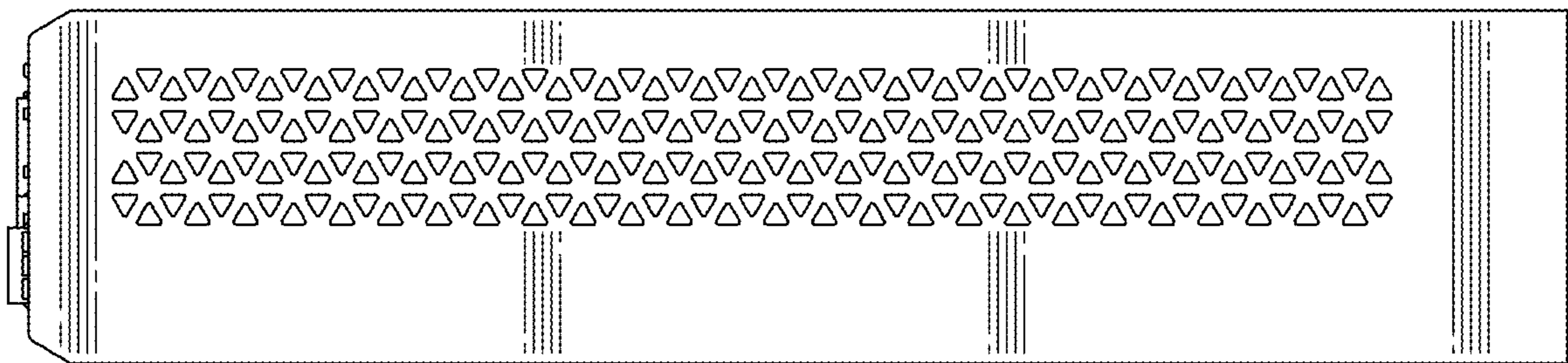


FIG. 5




FIG. 6




FIG. 7