



US00D980779S

(12) **United States Design Patent**
Yasui

(10) **Patent No.:** **US D980,779 S**
(45) **Date of Patent:** **** Mar. 14, 2023**

(54) **REACTION LINK FOR AN AIRCRAFT**

(71) Applicant: **NABTESCO CORPORATION**, Tokyo (JP)

(72) Inventor: **Tsutomu Yasui**, Gifu-ken (JP)

(73) Assignee: **Nabtesco Corporation**, Tokyo (JP)

(**) Term: **15 Years**

(21) Appl. No.: **29/671,210**

(22) Filed: **Nov. 26, 2018**

(51) **LOC (14) Cl.** **12-07**

(52) **U.S. Cl.**
USPC **D12/345**; D12/159

(58) **Field of Classification Search**
USPC D12/1-4, 16.1, 319-345, 400, 159, 160,
D12/190, 196, 203; D21/436-453
CPC B64C 27/20; B64C 2201/024; B64C
2201/104; B64C 2201/021; B64C
2201/141; B64C 25/52; F16C 11/0671;
F16C 11/0628

See application file for complete search history.

(56) **References Cited**

U.S. PATENT DOCUMENTS

- 3,583,052 A * 6/1971 Herbenar et al. B62D 7/20
29/521
- D277,952 S * 3/1985 Nakano D12/159
- 4,887,486 A * 12/1989 Wood, Jr. F16C 11/0619
403/141
- D329,629 S * 9/1992 Ciccone D12/168
- 5,934,696 A * 8/1999 Bloser B60G 21/0551
280/124.152
- D750,008 S * 2/2016 Tran D12/345
- D809,977 S * 2/2018 Smith D12/159
- D811,281 S * 2/2018 Panichgasem D12/159
- D820,769 S * 6/2018 Winter D12/400
- D823,735 S * 7/2018 Carlini D12/160
- D826,134 S * 8/2018 Winter D12/400

- D846,454 S * 4/2019 Ristell D12/159
- D853,283 S * 7/2019 Dolan D12/159
- D861,545 S * 10/2019 Baker D12/160
- D866,408 S * 11/2019 Hulstein D12/159
- D867,475 S * 11/2019 Ewing B60G 7/001
D12/159
- D897,912 S * 10/2020 Winter D12/159
- D902,089 S * 11/2020 Ewing D12/159

(Continued)

FOREIGN PATENT DOCUMENTS

- JP 2014-237429 A 12/2014
- JP 2017-87841 A 5/2017

Primary Examiner — Marissa J Cash

(74) *Attorney, Agent, or Firm* — Pillsbury Winthrop Shaw Pittman, LLP

(57) **CLAIM**

The ornamental design for a reaction link for an aircraft, as shown and described.

DESCRIPTION

FIG. 1 is a perspective view of a reaction link for an aircraft according to our design;

FIG. 2 is a top plan view of the reaction link for the aircraft; FIG. 3 is a bottom plan view of the reaction link for the aircraft;

FIG. 4 is a front elevational view of the reaction link for the aircraft;

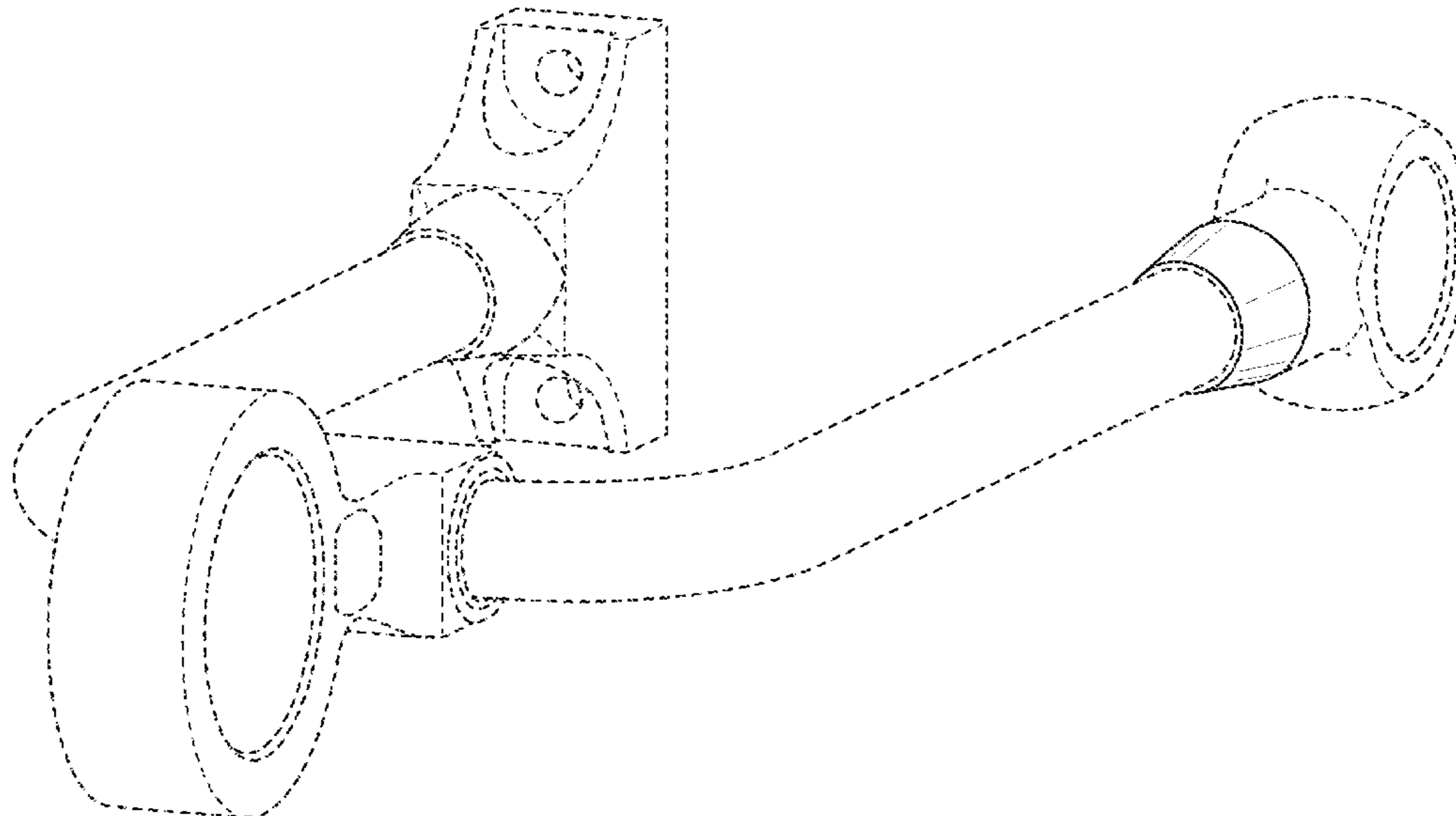
FIG. 5 is a rear elevational view of the reaction link for the aircraft;

FIG. 6 is a left-side elevational view of the reaction link for the aircraft; and,

FIG. 7 is a right-side elevational view of the reaction link for the aircraft.

Any broken lines shown are included for the purpose of illustrating the environment of the design and form no part of the claimed design.

1 Claim, 5 Drawing Sheets



(56)

References Cited

U.S. PATENT DOCUMENTS

D905,798	S	*	12/2020	Ewing	D12/159
D910,531	S	*	2/2021	Morrison	D12/345
D920,216	S	*	5/2021	Carpenter	D12/345
D926,641	S	*	8/2021	Durand	D12/160
2003/0137120	A1	*	7/2003	Thompson	F16C 11/0671
						280/93.511
2013/0031763	A1	*	2/2013	Kliskey	B25B 27/0035
						29/426.6
2014/0332626	A1		11/2014	Saito et al.		
2017/0130764	A1		5/2017	Yasui		
2018/0236813	A1	*	8/2018	Ochiai	B60B 11/02
2018/0258983	A1	*	9/2018	Reddehase	F16C 11/0628
2020/0031457	A1	*	1/2020	Alley	B64C 25/60

* cited by examiner

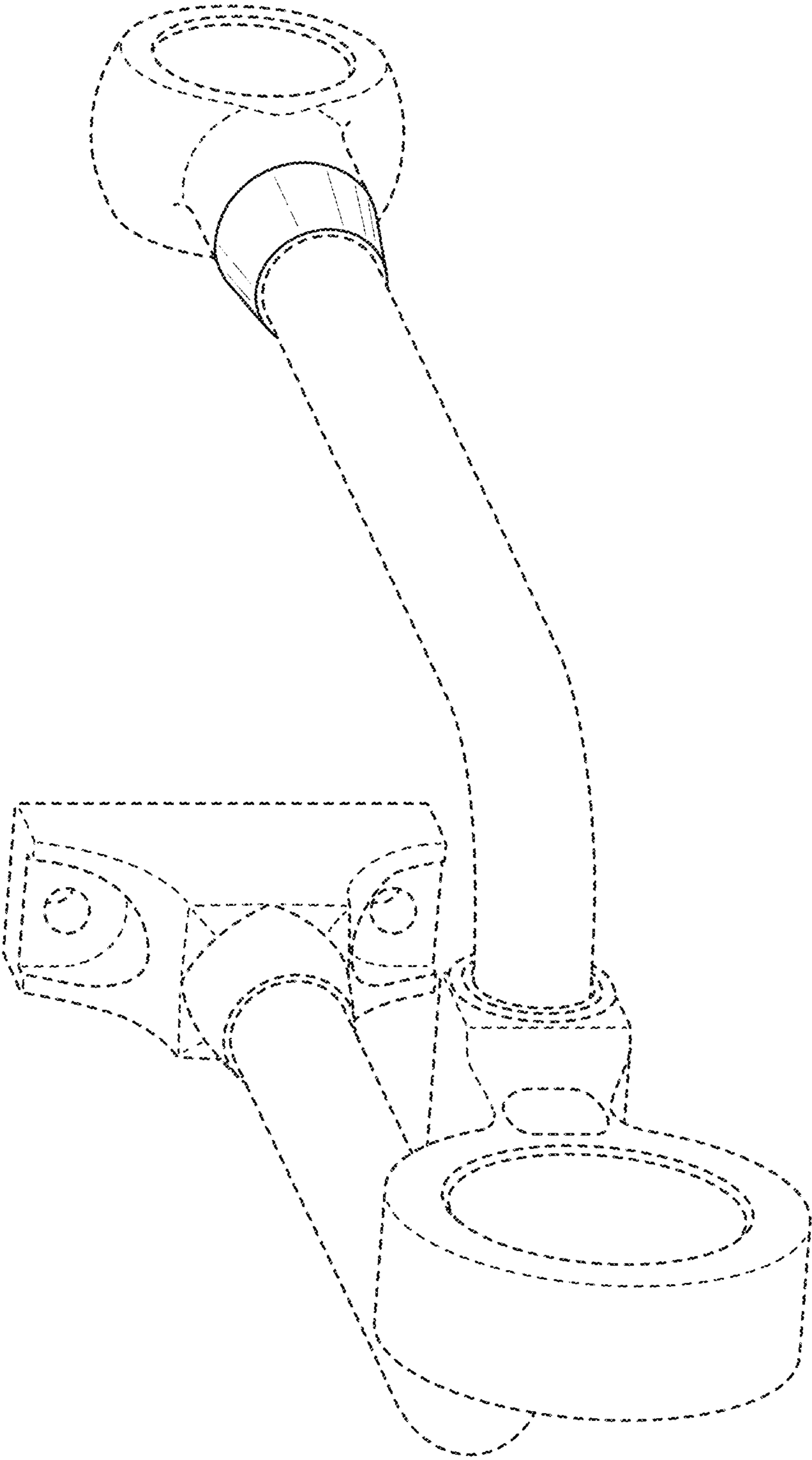


FIG. 1

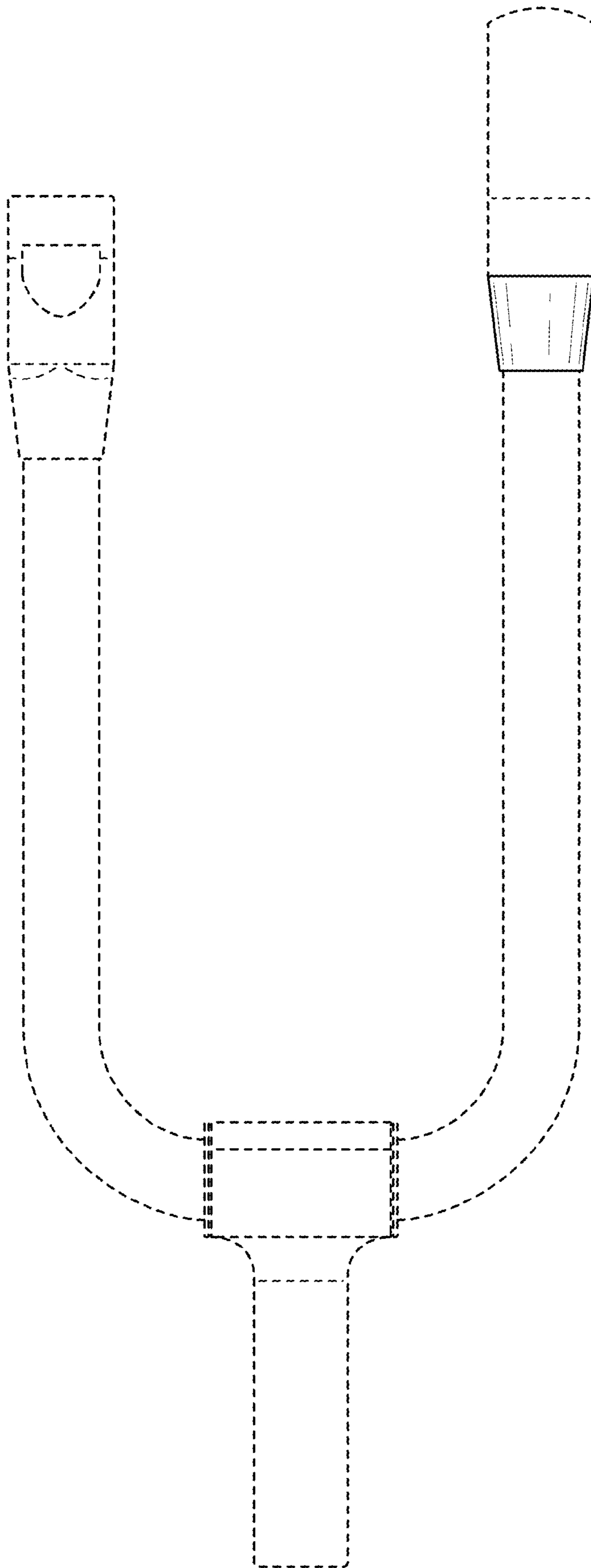


FIG. 2

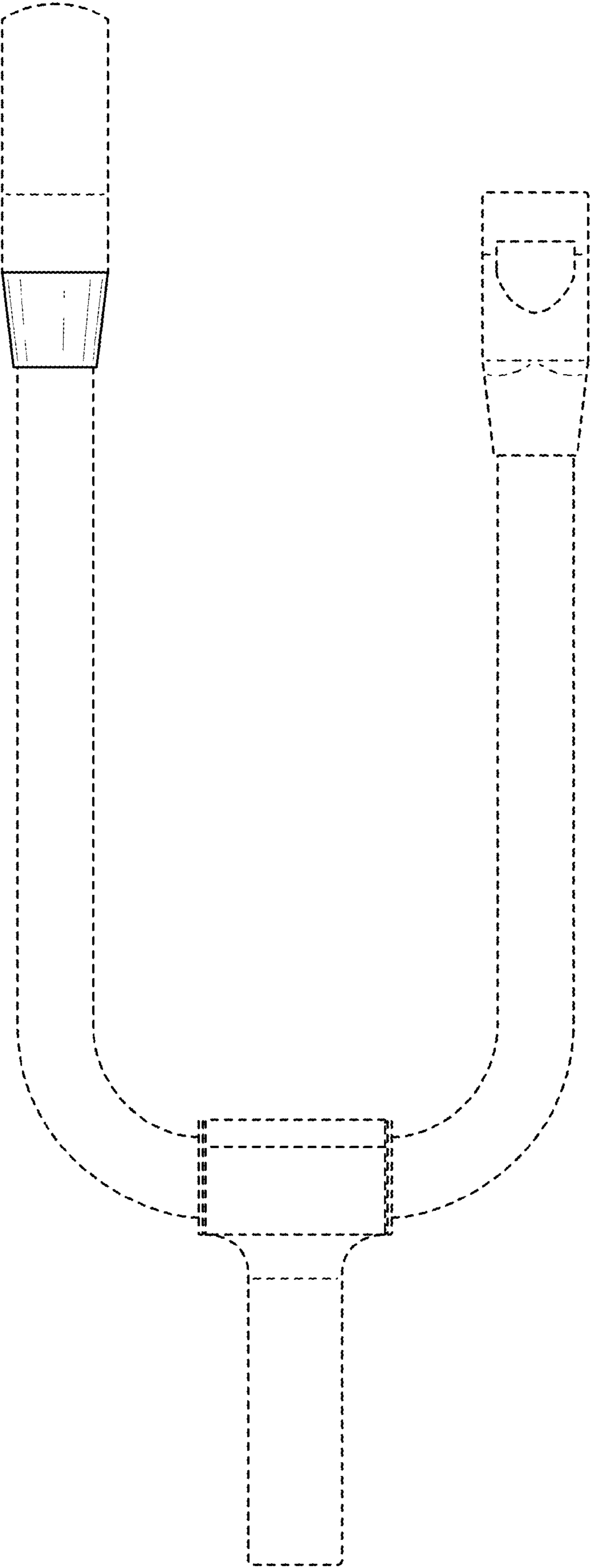


FIG. 3

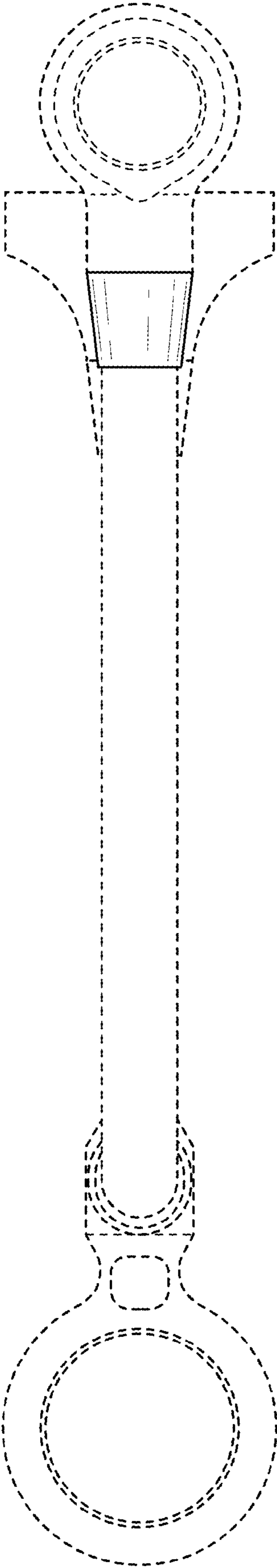


FIG. 4

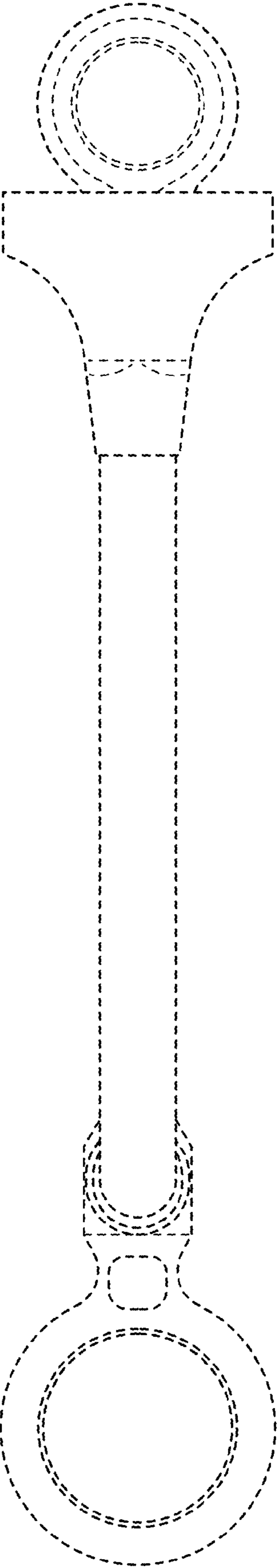


FIG. 5

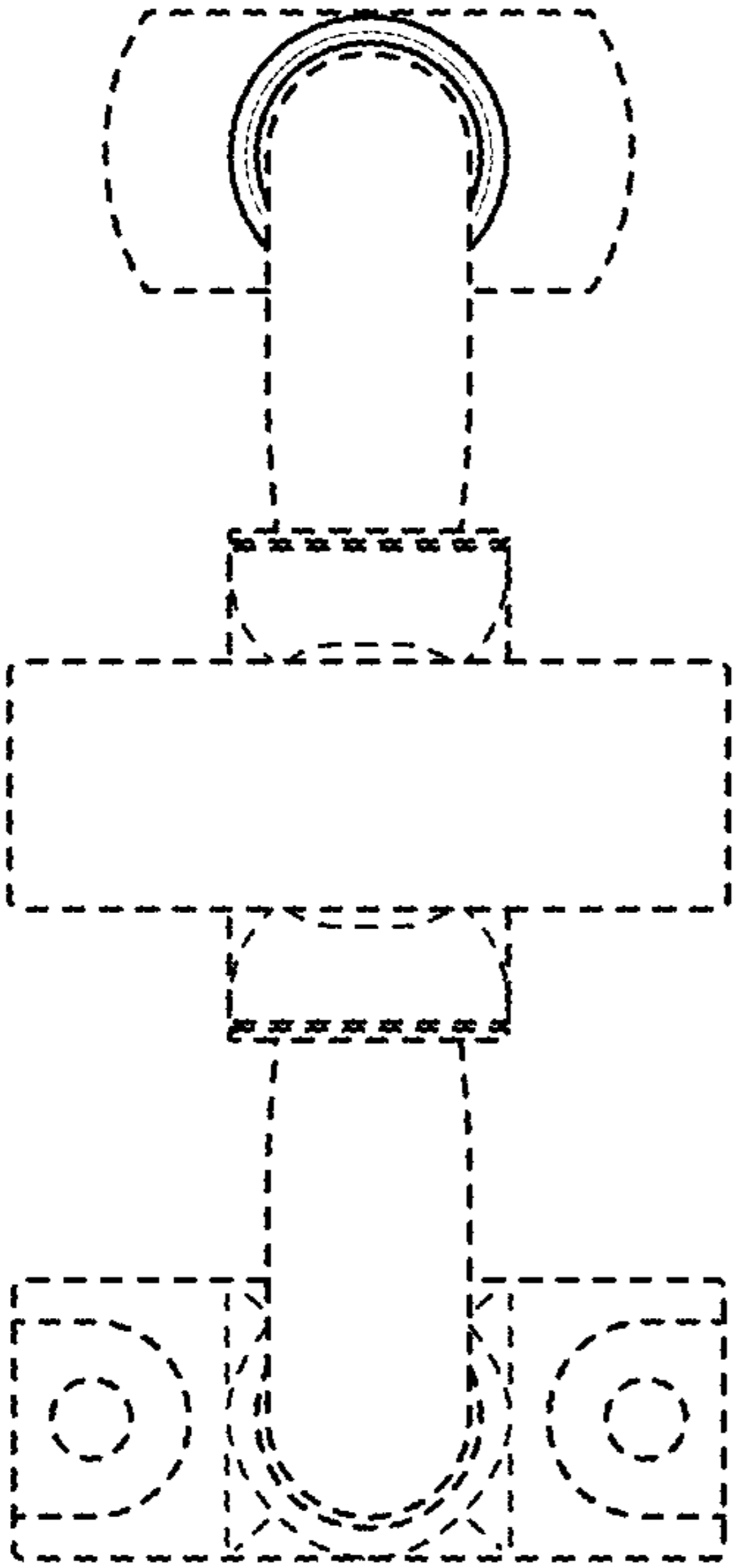


FIG. 6

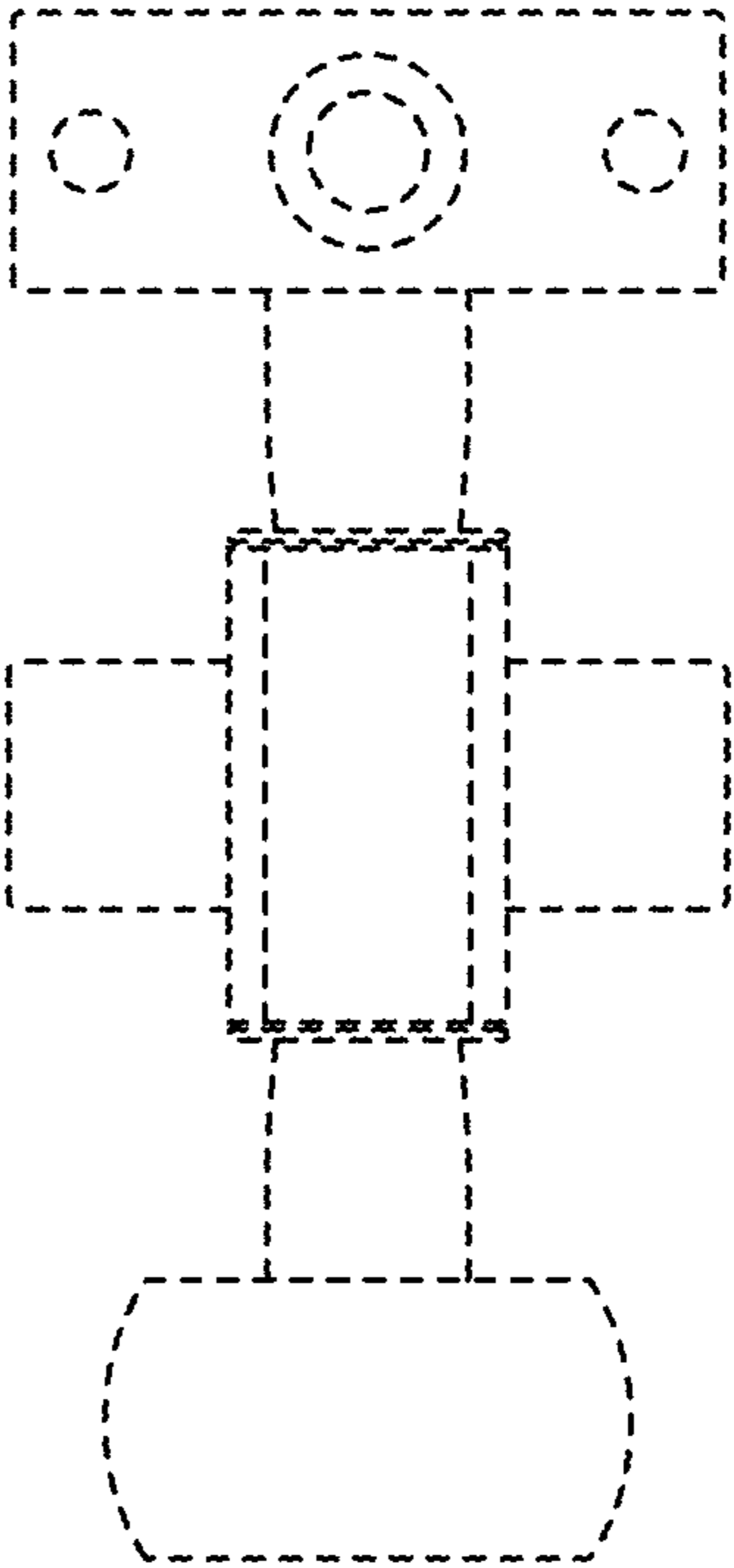


FIG. 7