



US00D980759S

(12) **United States Design Patent**
Mockenhaupt

(10) **Patent No.:** **US D980,759 S**

(45) **Date of Patent:** **** Mar. 14, 2023**

- (54) **BUMPER FOR A VEHICLE**
- (71) Applicant: **VOLVO CAR CORPORATION**,
Gothenburg (SE)
- (72) Inventor: **Florian Mockenhaupt**, Gothenburg
(SE)
- (73) Assignee: **VOLVO CAR CORPORATION**,
Gothenburg (SE)
- (**) Term: **15 Years**
- (21) Appl. No.: **29/785,886**
- (22) Filed: **May 27, 2021**

(30) **Foreign Application Priority Data**

Dec. 21, 2020 (EM) 008353775-0014

(51) **LOC (14) Cl.** **12-16**

(52) **U.S. Cl.**
USPC **D12/169**

(58) **Field of Classification Search**
USPC D12/169, 196, 86, 90-92, 163, 190, 98,
D12/164; 293/102, 113, 115, 117, 120,
293/193.11; 296/180.1, 180.2
CPC B60R 19/02; B60R 19/04; B62D 25/08
See application file for complete search history.

(56) **References Cited**

U.S. PATENT DOCUMENTS

- D852,691 S * 7/2019 Tovey D12/169
- D856,865 S * 8/2019 Hatton D12/169
- D860,894 S * 9/2019 Grewer D12/196
- D864,803 S * 10/2019 Sakai D12/169
- D868,647 S * 12/2019 Buck D12/196

- D875,625 S * 2/2020 Wheel D12/169
- D877,009 S * 3/2020 Luke D12/169
- D890,037 S * 7/2020 Mack D12/169
- D890,644 S * 7/2020 Hoste D12/169
- D924,745 S * 7/2021 Iida D12/169
- D925,413 S * 7/2021 Wakabayashi D12/169
- D934,133 S * 10/2021 Akcay D12/169
- D935,358 S * 11/2021 Schell D12/169
- D935,359 S * 11/2021 Schell D12/169
- D937,761 S * 12/2021 Chandrasekharan D13/103
- D938,866 S * 12/2021 Theis D12/169
- D941,200 S * 1/2022 Beckies B60R 19/02
D12/169
- D944,142 S * 2/2022 Watanuki B60R 19/02
D12/169
- D947,081 S * 3/2022 Bonet Molledo D12/163

* cited by examiner

Primary Examiner — Melody N Brown

(74) *Attorney, Agent, or Firm* — Calderon Safran & Cole
P.C.


(57) **CLAIM**

The ornamental design for a bumper for a vehicle, as shown
and described.

DESCRIPTION

FIG. 1 is a front view of a bumper for a vehicle showing my
new design;
FIG. 2 is a left, front perspective view thereof;
FIG. 3 is a right, front perspective view thereof;
FIG. 4 is a left side view thereof;
FIG. 5 is a right side view thereof;
FIG. 6 is a top view thereof;
FIG. 7 is a bottom view thereof; and,
FIG. 8 is a rear view thereof.

1 Claim, 8 Drawing Sheets






FIG. 1




FIG. 2

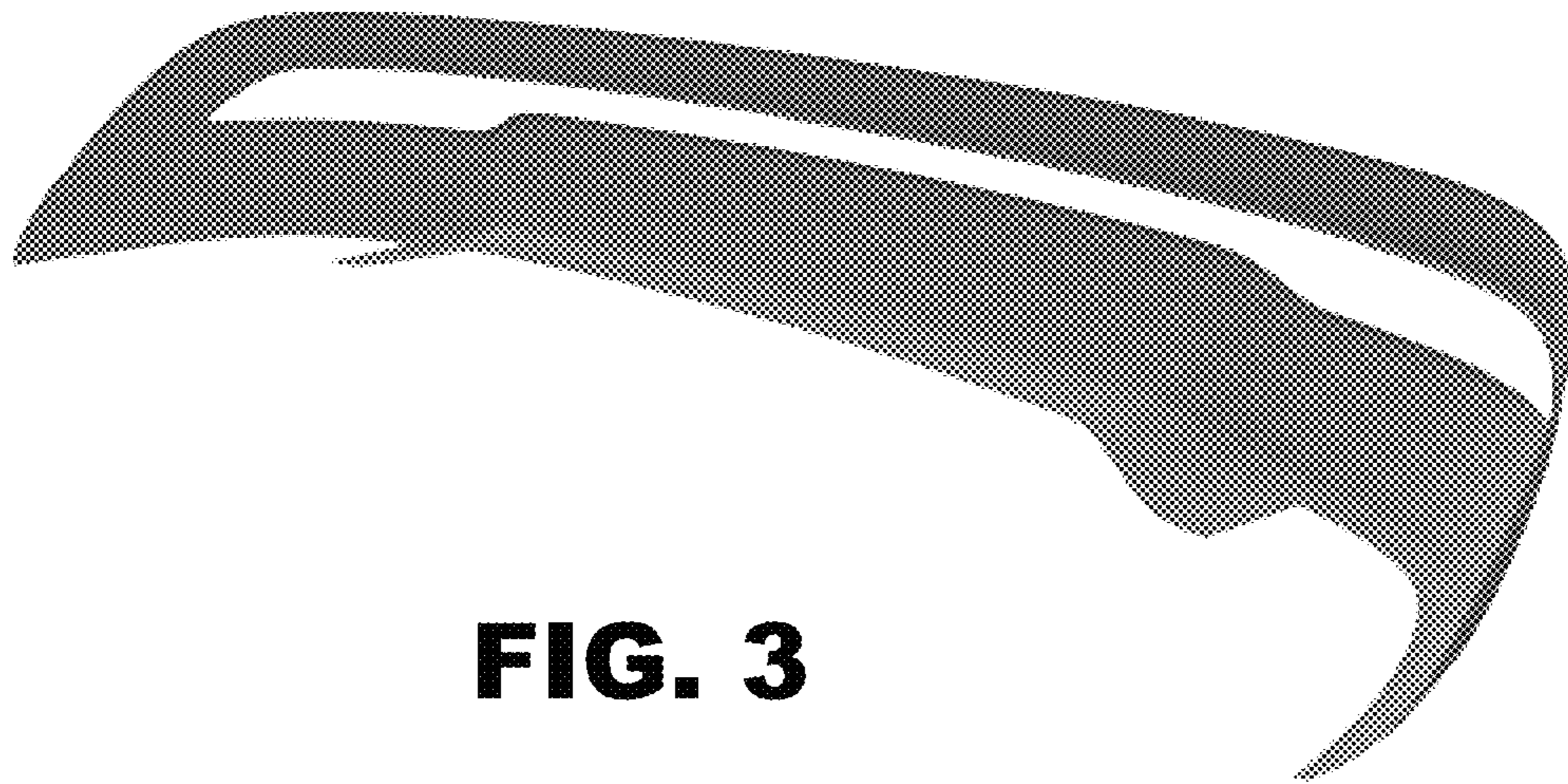


FIG. 3




FIG. 4




FIG. 5




FIG. 6




FIG. 7



FIG. 8