



US00D980755S

(12) **United States Design Patent**
Patel et al.

(10) **Patent No.:** **US D980,755 S**
(45) **Date of Patent:** **** Mar. 14, 2023**

(54) **RADIATOR GRILLE FOR AN AUTOMOBILE**

(71) Applicant: **Nissan Motor Co., Ltd.**, Kanagawa (JP)

(72) Inventors: **Hiren Patel**, San Diego, CA (US);
Laurie Tait, San Diego, CA (US)

(73) Assignee: **Nissan Motor Co., Ltd.**, Yokohama (JP)

(**) Term: **15 Years**

(21) Appl. No.: **29/799,143**

(22) Filed: **Jul. 13, 2021**

(51) **LOC (14) Cl.** **12-16**

(52) **U.S. Cl.**
USPC **D12/163**

(58) **Field of Classification Search**
USPC D12/163, 196, 86, 90-92, 169, 190, 98,
D12/164; 293/193.11; 180/68.1, 68.6
CPC B62B 9/16; B60K 11/08; B62D 25/08;
B60R 19/52
See application file for complete search history.

(56) **References Cited**

U.S. PATENT DOCUMENTS

| | | | | | |
|------------|---|---------|----------|-------|---------|
| D634,676 S | * | 3/2011 | Iida | | D12/163 |
| D670,214 S | * | 11/2012 | Watanabe | | D12/163 |
| D682,753 S | * | 5/2013 | Yoshida | | D12/163 |
| D749,474 S | * | 2/2016 | Battams | | D12/169 |
| D755,090 S | * | 5/2016 | Ino | | D12/163 |

| | | | | | |
|------------|---|---------|-----------|-------|---------|
| D760,625 S | * | 7/2016 | Rodriguez | | D12/98 |
| D763,137 S | * | 8/2016 | Rodriguez | | D12/98 |
| D763,138 S | * | 8/2016 | Rodriguez | | D12/98 |
| D766,783 S | * | 9/2016 | Rodriguez | | D12/163 |
| D819,508 S | * | 6/2018 | Ino | | D12/163 |
| D934,748 S | * | 11/2021 | Patel | | D12/163 |
| D934,749 S | * | 11/2021 | Patel | | D12/163 |

* cited by examiner

Primary Examiner — Melody N Brown

(74) *Attorney, Agent, or Firm* — Global IP Counselors, LLP

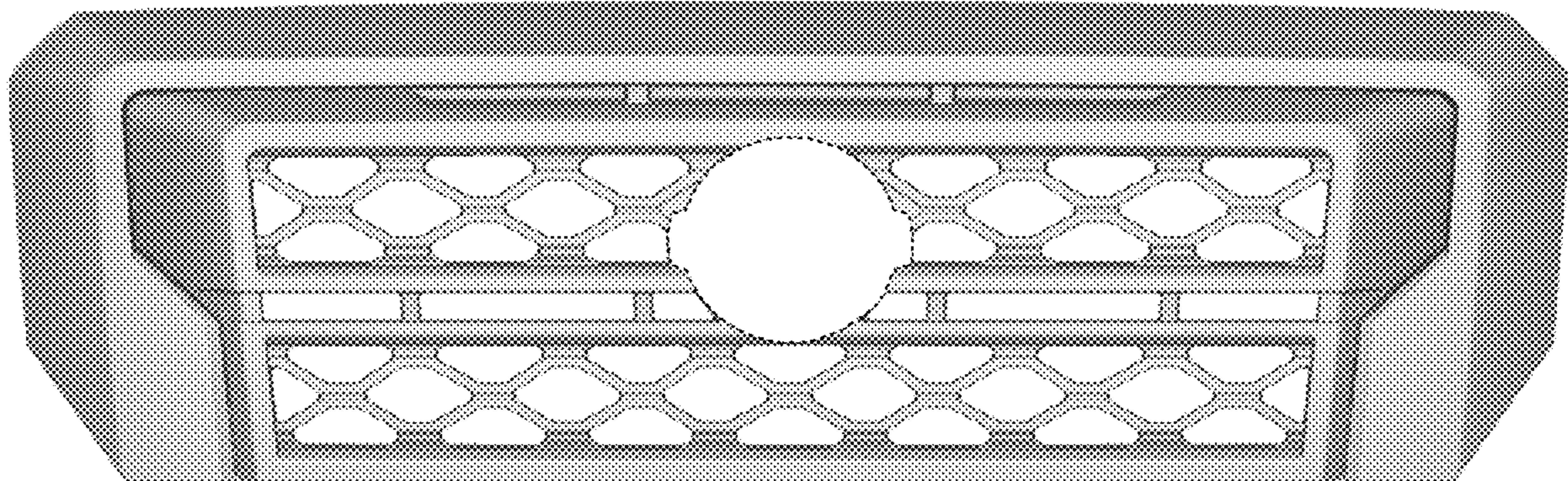
(57) **CLAIM**

The ornamental design for a radiator grille for an automobile, as shown and described.

DESCRIPTION

FIG. 1 is a front elevational view of a radiator grille for an automobile showing our new design;
FIG. 2 is a top plan view thereof;
FIG. 3 is a bottom plan view thereof;
FIG. 4 is a left side elevational view thereof;
FIG. 5 is a right side elevational view thereof;
FIG. 6 is a top, front and right side perspective view thereof; and,
FIG. 7 is a front and left side perspective view thereof.
The broken line showing of the radiator grille is for purpose of illustrating environmental structure and forms no part of the claimed design. The rear view of the radiator grille forms no part of the claimed design.

1 Claim, 7 Drawing Sheets






FIG. 1

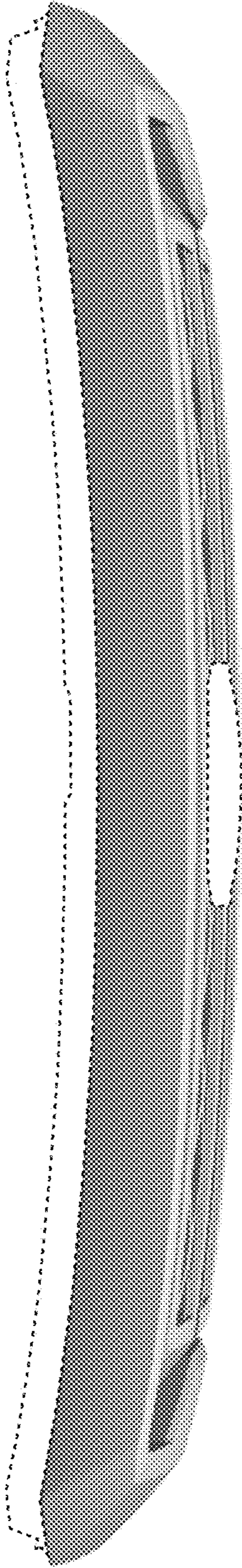


FIG. 2




FIG. 3

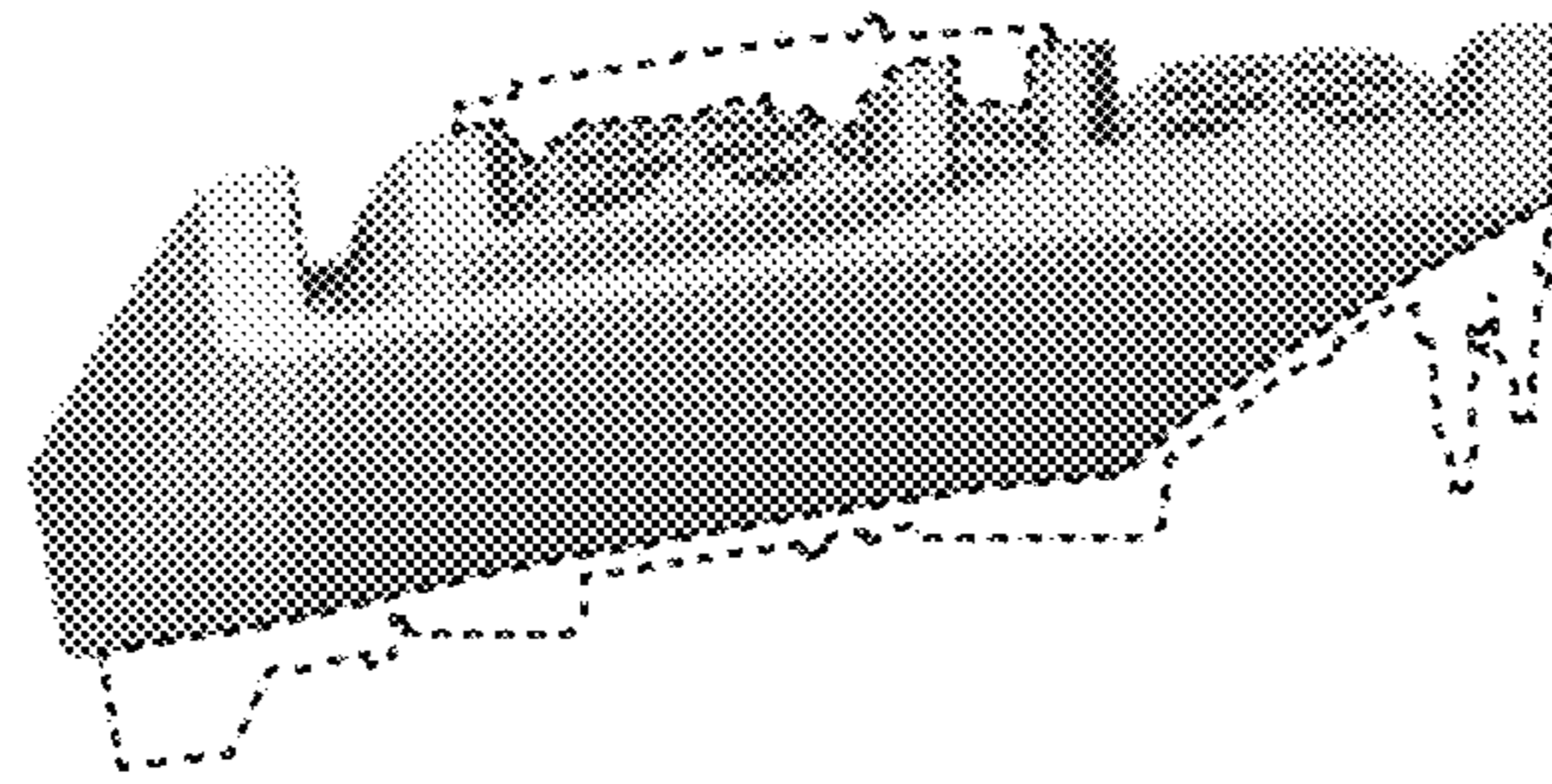


FIG. 4

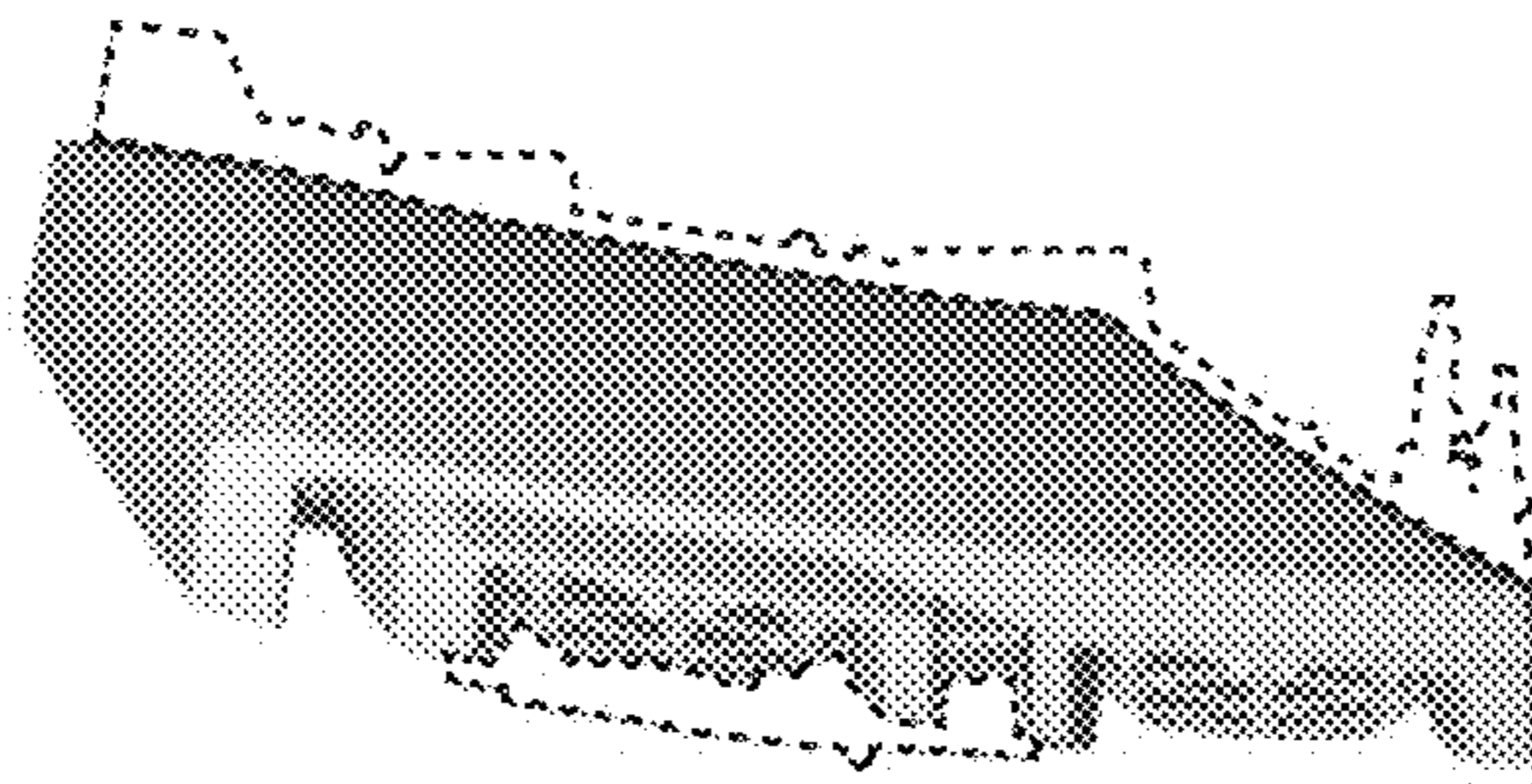


FIG. 5

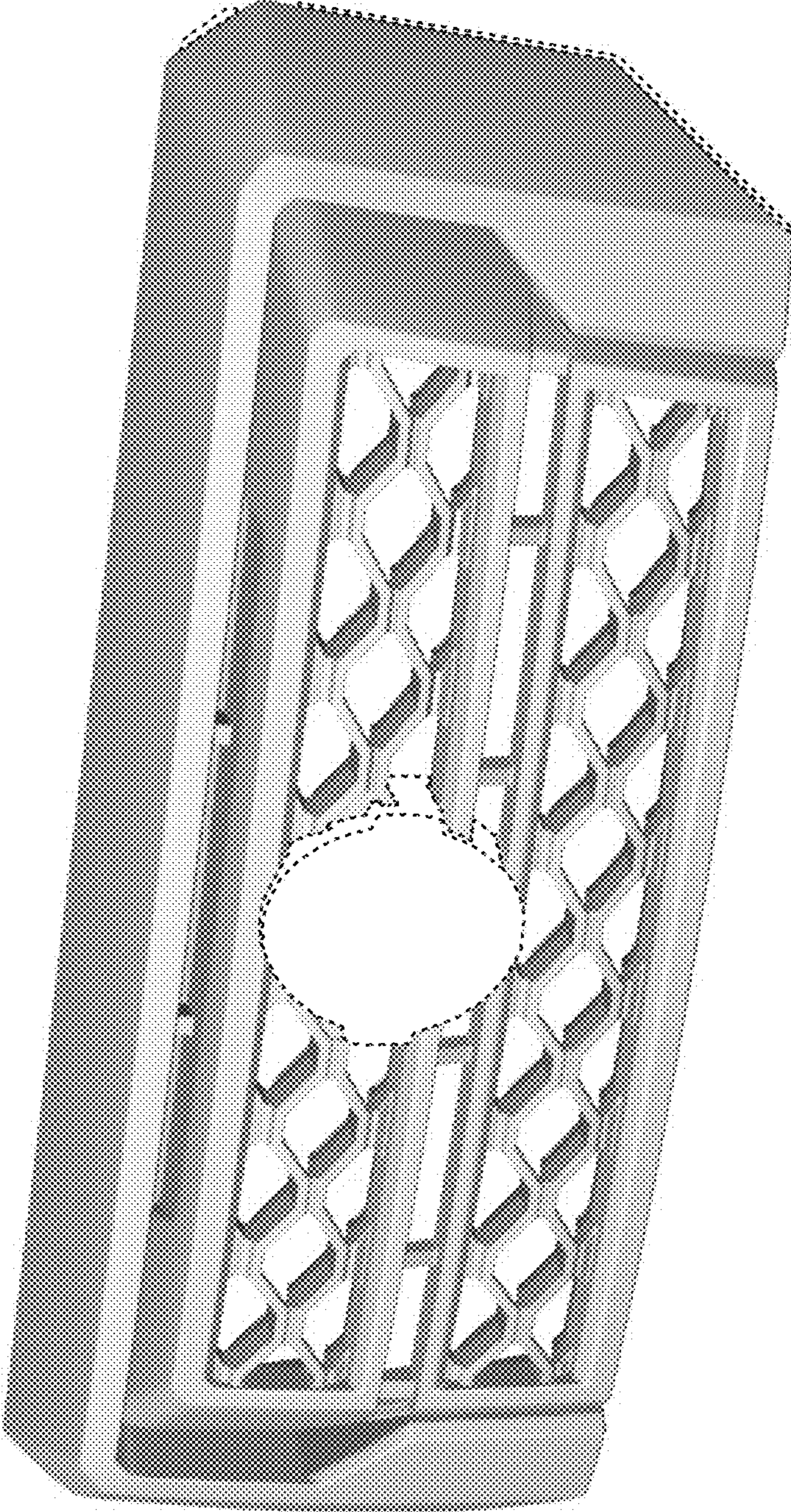


FIG. 6

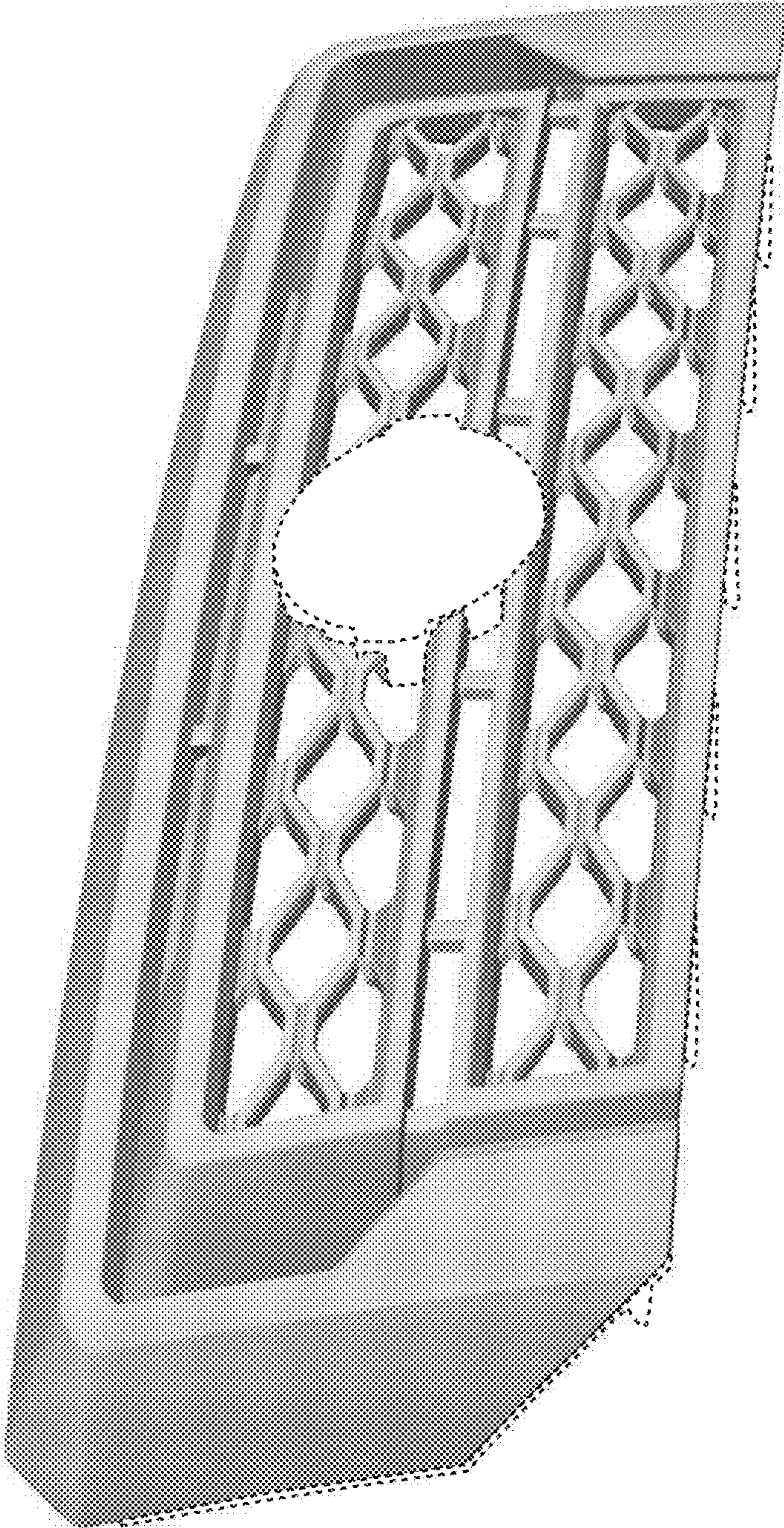


FIG. 7