



US00D980749S

(12) **United States Design Patent**  
**Momokawa et al.**

(10) **Patent No.:** **US D980,749 S**  
(45) **Date of Patent:** **\*\* Mar. 14, 2023**

(54) **AUTOMOBILE AND/OR TOY REPLICA THEREOF**

(71) Applicant: **Nissan Motor Co., Ltd.**, Kanagawa (JP)

(72) Inventors: **Shinya Momokawa**, Kanagawa (JP); **Motoki Fujioka**, Tokyo (JP)

(73) Assignee: **Nissan Motor Co., Ltd.**, Yokohama (JP)

(\*\*) Term: **15 Years**

(21) Appl. No.: **29/799,132**

(22) Filed: **Jul. 13, 2021**

(30) **Foreign Application Priority Data**

Jan. 14, 2021 (JP) ..... 2021-000585 D

(51) **LOC (14) Cl.** ..... **12-08**

(52) **U.S. Cl.**  
USPC ..... **D12/91**

(58) **Field of Classification Search**  
USPC ..... D12/86, 90-92, 164; D21/433, 434, D21/531-535; 296/181.1-181.5, 183.1  
CPC ..... B62D 25/00; B62D 25/06; B62D 33/00; B62D 35/00  
See application file for complete search history.

(56) **References Cited**

**U.S. PATENT DOCUMENTS**

D565,468 S *	4/2008	Abe	.....	D12/92
D646,205 S *	10/2011	Bittner	.....	D12/92
D668,182 S *	10/2012	Barba Franco	.....	D12/92
D683,269 S *	5/2013	Fuchigami	.....	D12/92
D684,900 S *	6/2013	Doyle	.....	D12/92
D686,536 S *	7/2013	McCabe	.....	D12/92
D695,645 S *	12/2013	Tase	.....	D12/91
D699,630 S *	2/2014	Abe	.....	D12/92

D710,761 S *	8/2014	Endo	.....	D12/92
D718,662 S *	12/2014	Ishizuka	.....	D12/92
D773,341 S *	12/2016	Liu	.....	D12/92
D799,379 S *	10/2017	Komuro	.....	D12/92
D805,957 S *	12/2017	Seo	.....	D12/91
D830,231 S *	10/2018	Munakata	.....	D12/91
D830,905 S *	10/2018	Nakajima	.....	D12/91
D833,330 S *	11/2018	Sakai	.....	D12/91
D836,489 S *	12/2018	Borkert	.....	D12/91
D838,627 S *	1/2019	Ino	.....	D12/91
D871,970 S *	1/2020	Kusunoki	.....	D12/92
D889,319 S *	7/2020	Park	.....	D12/91
D893,355 S *	8/2020	Kim	.....	D12/91
D896,128 S *	9/2020	Utsunomiya	.....	D12/91
D904,933 S *	12/2020	Bischoff	.....	D12/91
D913,157 S *	3/2021	Woodhouse	.....	D12/91

(Continued)

*Primary Examiner* — Melody N Brown

(74) *Attorney, Agent, or Firm* — Global IP Counselors, LLP

(57) **CLAIM**

The ornamental design for an automobile and/or toy replica thereof, as shown and described.

**DESCRIPTION**

FIG. 1 is a left, front perspective view of an automobile and/or toy replica thereof showing our new design; FIG. 2 is a right, rear perspective view thereof; FIG. 3 is a front elevational view thereof; FIG. 4 is a rear elevational view thereof. FIG. 5 is a top plan view thereof; FIG. 6 is a left side elevational view thereof; and, FIG. 7 is a right side elevational view thereof.

The hidden surfaces from the bottom, obscured by a rear bumper, the wheels, and inside the wheel wells, but visible in the figures form no part of the claimed design. The broken line showing on the automobile and/or toy replica thereof is for the purpose of illustrating environmental structure and forms no part of the claimed design.

**1 Claim, 7 Drawing Sheets**



(56)

**References Cited**

U.S. PATENT DOCUMENTS

D913,855 S	*	3/2021	Wakabayashi .....	D12/92
D939,385 S	*	12/2021	Giumentaro .....	D12/91
D946,469 S	*	3/2022	Taubert .....	D12/91
D958,003 S	*	7/2022	Abe .....	D12/91

\* cited by examiner



FIG. 1



FIG. 2




FIG. 3




FIG. 4

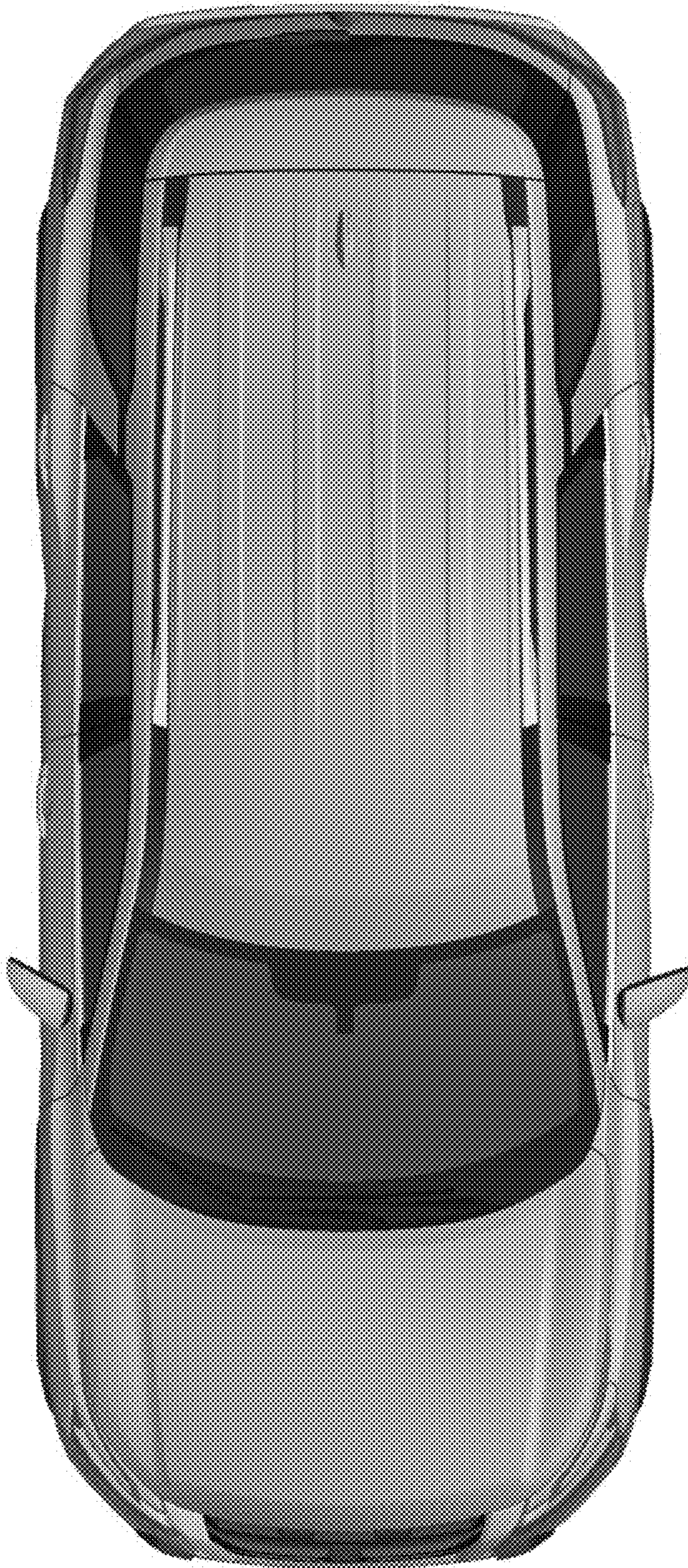


FIG. 5

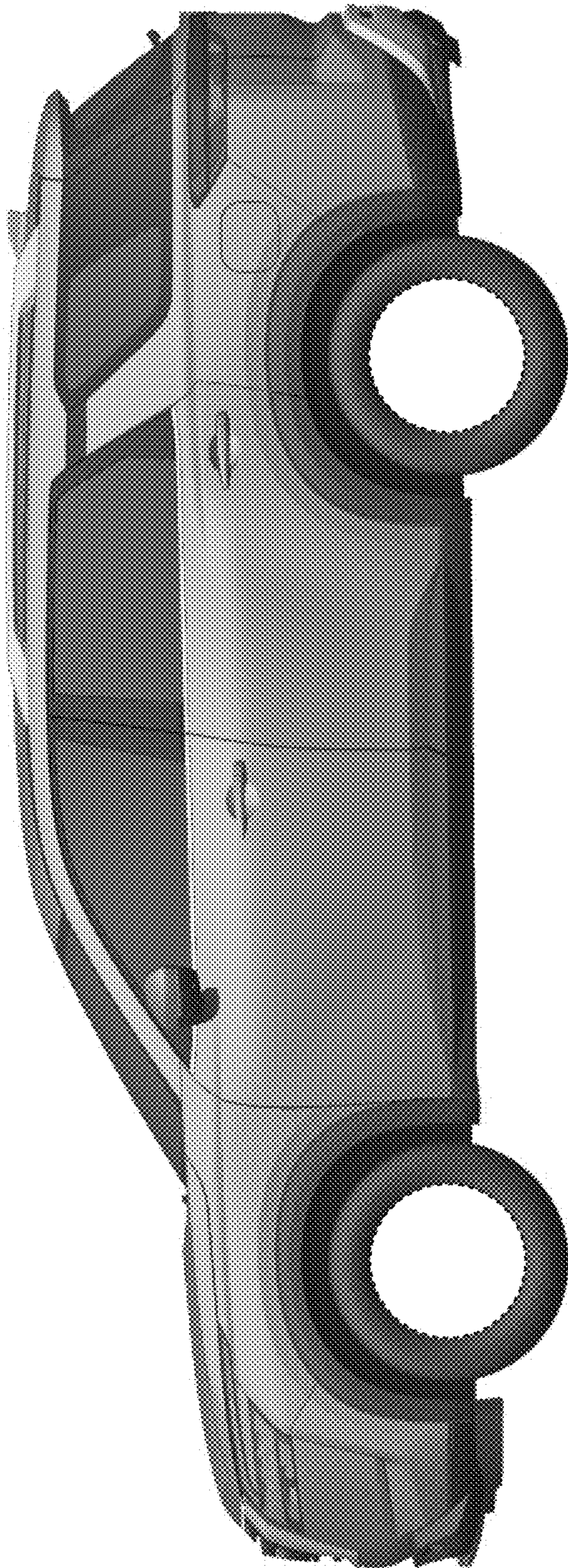


FIG. 6






FIG. 7