



US00D980740S

(12) **United States Design Patent**
Parvex

(10) **Patent No.:** **US D980,740 S**
(45) **Date of Patent:** **** Mar. 14, 2023**

(54) **PENDANT**
(71) Applicant: **Van Cleef & Arpels SA,**
Villars-sur-Glane (CH)
(72) Inventor: **Isabelle Parvex,** Bagneux (FR)
(73) Assignee: **Van Cleef & Arpels SA,**
Villars-sur-Glane (CH)
(**) Term: **15 Years**

4,538,429 A * 9/1985 Bradford A44C 7/00
63/DIG. 3
5,329,789 A * 7/1994 Mandelbaum A44C 27/00
63/33
D455,097 S * 4/2002 Salvarani A44C 15/005
D11/79
6,688,507 B2 * 2/2004 McCormack A45F 5/00
224/604
D497,322 S * 10/2004 Gruosi-Scheufele D11/79
(Continued)

(21) Appl. No.: **29/712,384**
(22) Filed: **Nov. 7, 2019**

FOREIGN PATENT DOCUMENTS

WO WOD069844-010 * 4/2008
WO WOD202834-002 * 11/2019

(30) **Foreign Application Priority Data**

May 9, 2019 (WO) WIPO83342

(51) **LOC (14) Cl.** **11-01**
(52) **U.S. Cl.**
USPC **D11/79**

(58) **Field of Classification Search**
USPC D11/1, 3, 6, 7, 8, 11, 12, 17, 22, 38, 40,
D11/42, 43, 79, 86, 87; D2/976, 946;
D3/207, 211, 318
CPC A44C 1/00; A44C 5/00; A44C 5/02; A44C
5/027; A44C 5/10; A44C 5/102; A44C
5/105; A44C 5/107; A44C 11/00; A44C
25/00; A44C 25/001; A44C 25/007; A44C
25/008; A44C 27/00

See application file for complete search history.

(56) **References Cited**

U.S. PATENT DOCUMENTS

430,295 A * 6/1890 Mathewson A44C 11/002
D11/11
1,732,250 A * 10/1929 Wehse A44C 7/009
D11/45
D138,956 S * 10/1944 Karples A44C 17/0258
D11/75
D148,172 S * 12/1947 Katz D11/75
D161,526 S * 1/1951 Philippe D11/43

OTHER PUBLICATIONS

Facebook Photo, 1 page, posted Aug. 20, 2019 by user Vancleef.
Arpels. Retrieved from Internet <<https://www.facebook.com/vancleef.arpels/photos/10156821697373440>> (Year: 2019).*

(Continued)

Primary Examiner — Tracey J Bell
(74) *Attorney, Agent, or Firm* — Taft Stettinius &
Hollister LLP

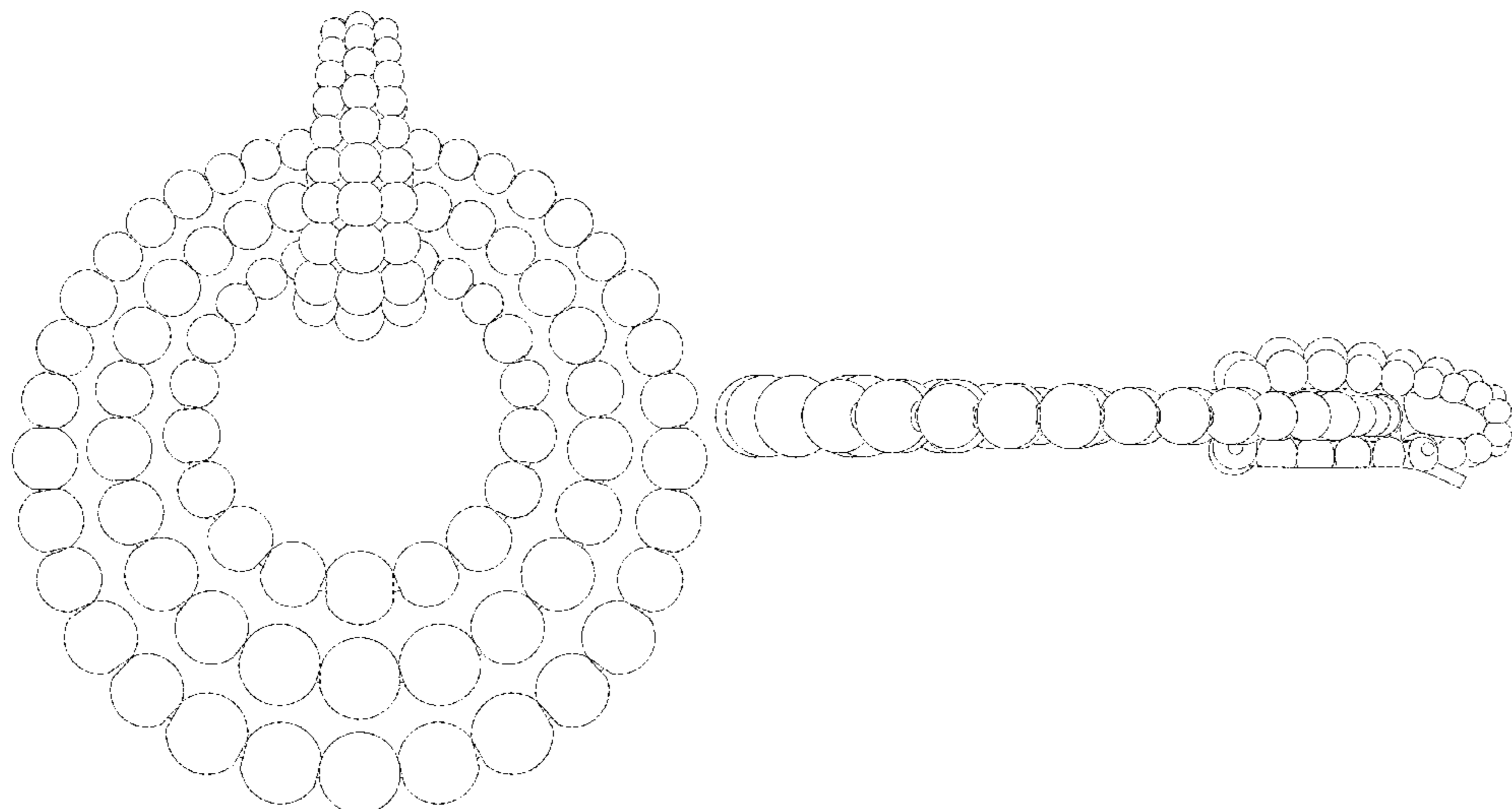
(57) **CLAIM**

The ornamental design for a pendant, as shown and
described.

DESCRIPTION

FIG. 1 is a front elevational view of a pendant showing my
new design;
FIG. 2 is a back elevational view thereof;
FIG. 3 is a top plan view thereof;
FIG. 4 is a bottom plan view thereof;
FIG. 5 is a right side elevational view thereof;
FIG. 6 is a left side elevational view thereof;
FIG. 7 is a front, right side perspective view thereof; and,
FIG. 8 is a back, right side perspective view thereof.

1 Claim, 8 Drawing Sheets



(56)

References Cited

U.S. PATENT DOCUMENTS

7,121,117 B2 * 10/2006 Gruosi-Scheufele
A44C 17/0291
63/23
D542,696 S * 5/2007 Cilluffo A45F 5/00
D11/7
D580,812 S * 11/2008 Grassi Damiani
A44C 17/0291
D11/40
D917,332 S * 4/2021 Scheufele A44C 11/002
D11/86
2003/0131449 A1 * 7/2003 McCormack A44C 25/00
63/4
2004/0194501 A1 * 10/2004 Gruosi-Scheufele
A44C 17/0291
63/26
2006/0277946 A1 * 12/2006 Lu A44C 17/0258
63/20
2009/0282867 A1 * 11/2009 Monahan A44C 15/005
63/40
2013/0236679 A1 * 9/2013 Bizzotto B23P 11/00
29/428

OTHER PUBLICATIONS

Instagram post entitled "Onyx Did you know that onyx craftsmanship was extremely delicate?", 1 page, posted May 19, 2021, by user "@vancleefarpels". Retrieved from Internet<<https://www.instagram.com/p/CPD99DjCDUW/>> (Year: 2021).*

* cited by examiner




Fig. 1

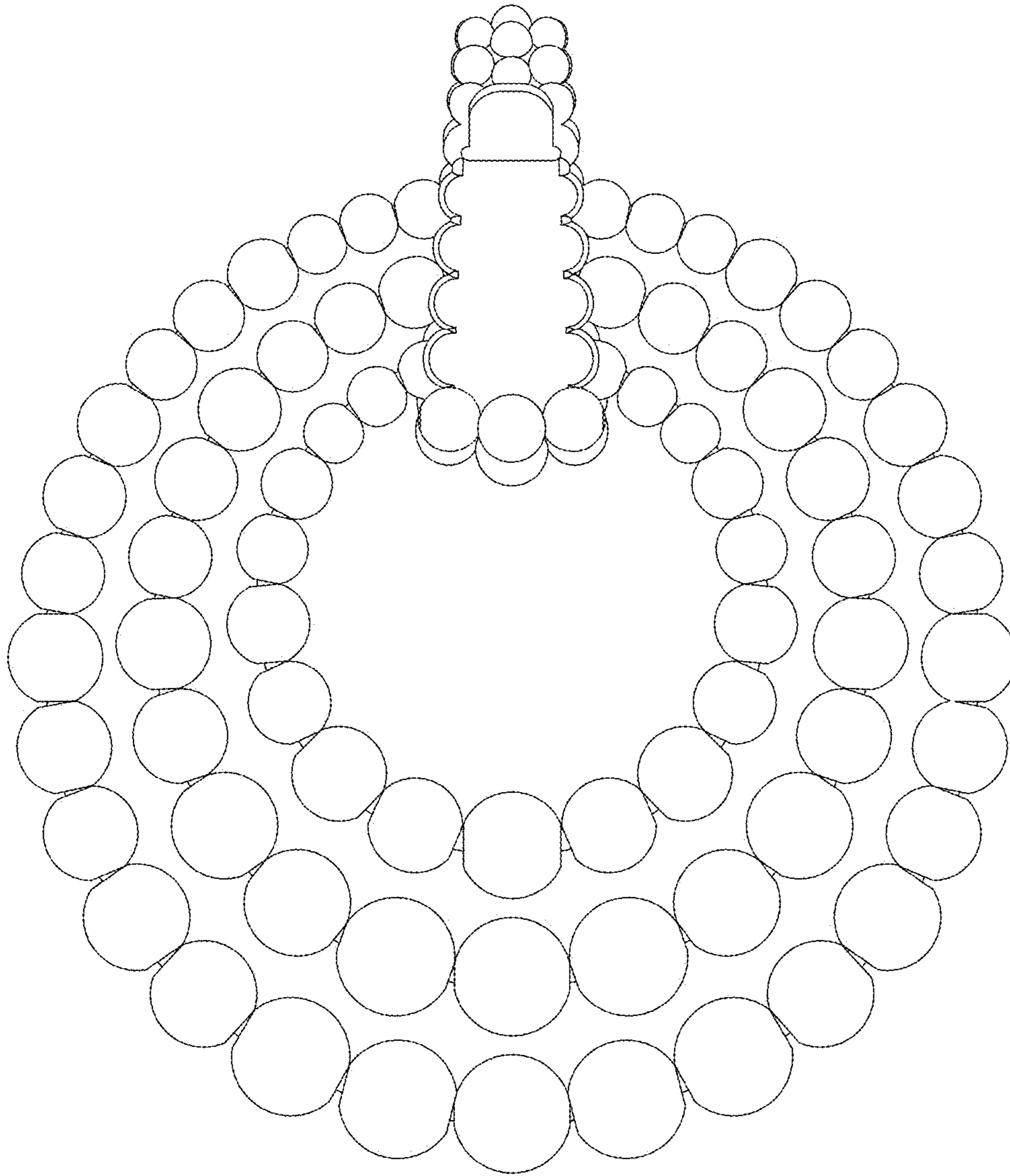


Fig. 2

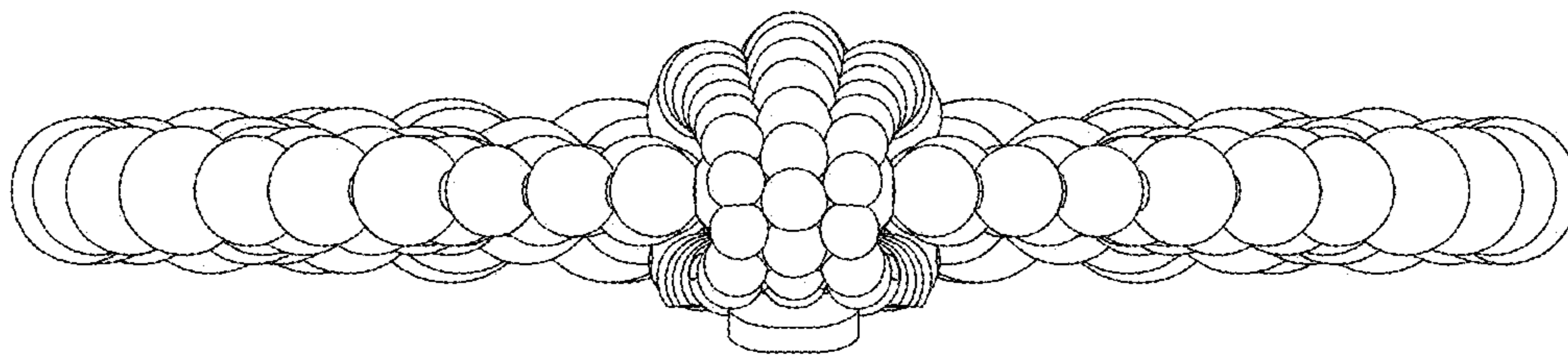


Fig. 3

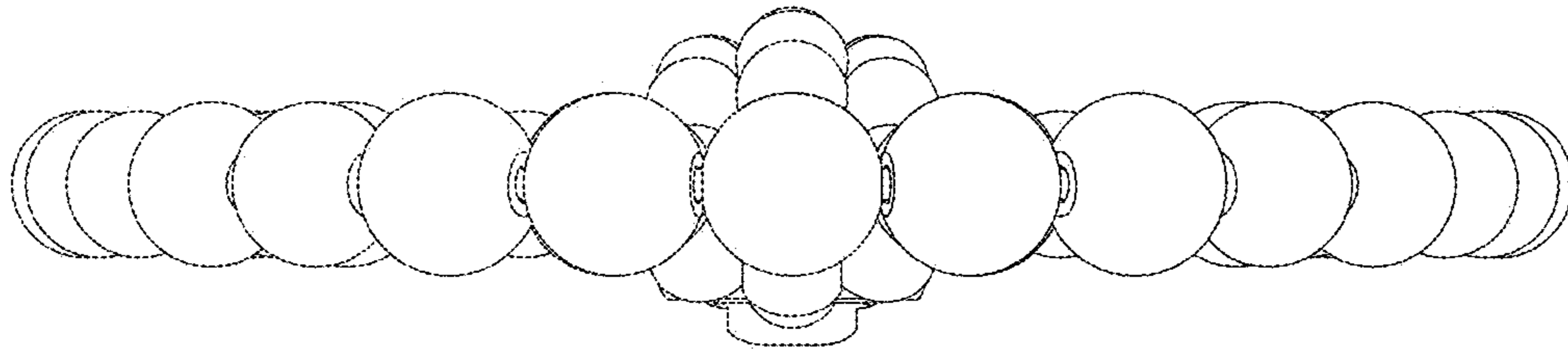


Fig. 4

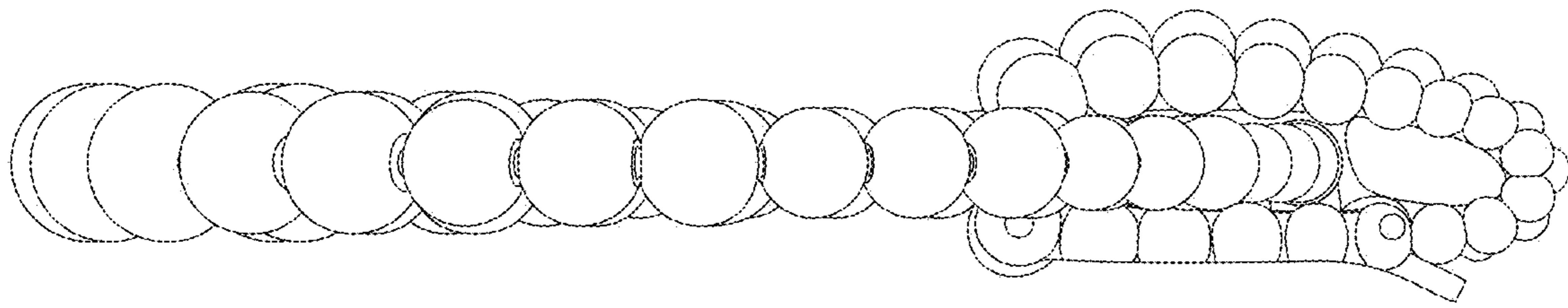


Fig. 5

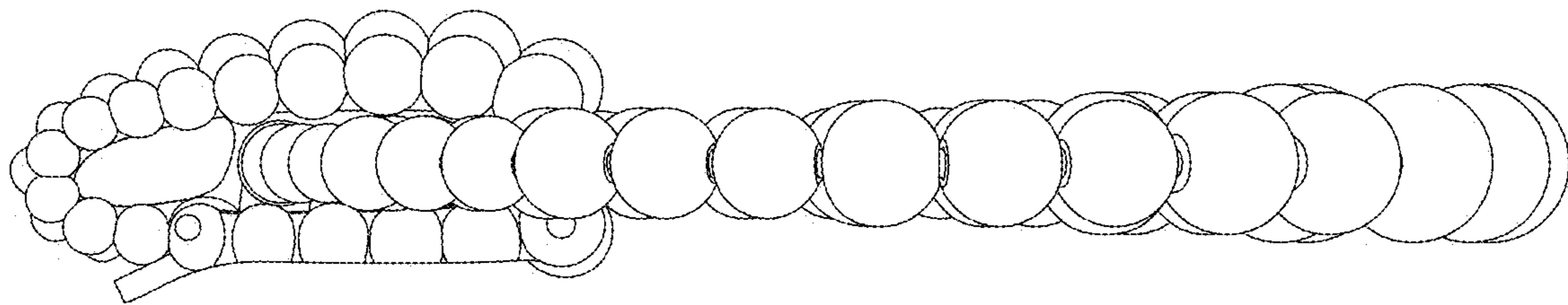


Fig. 6

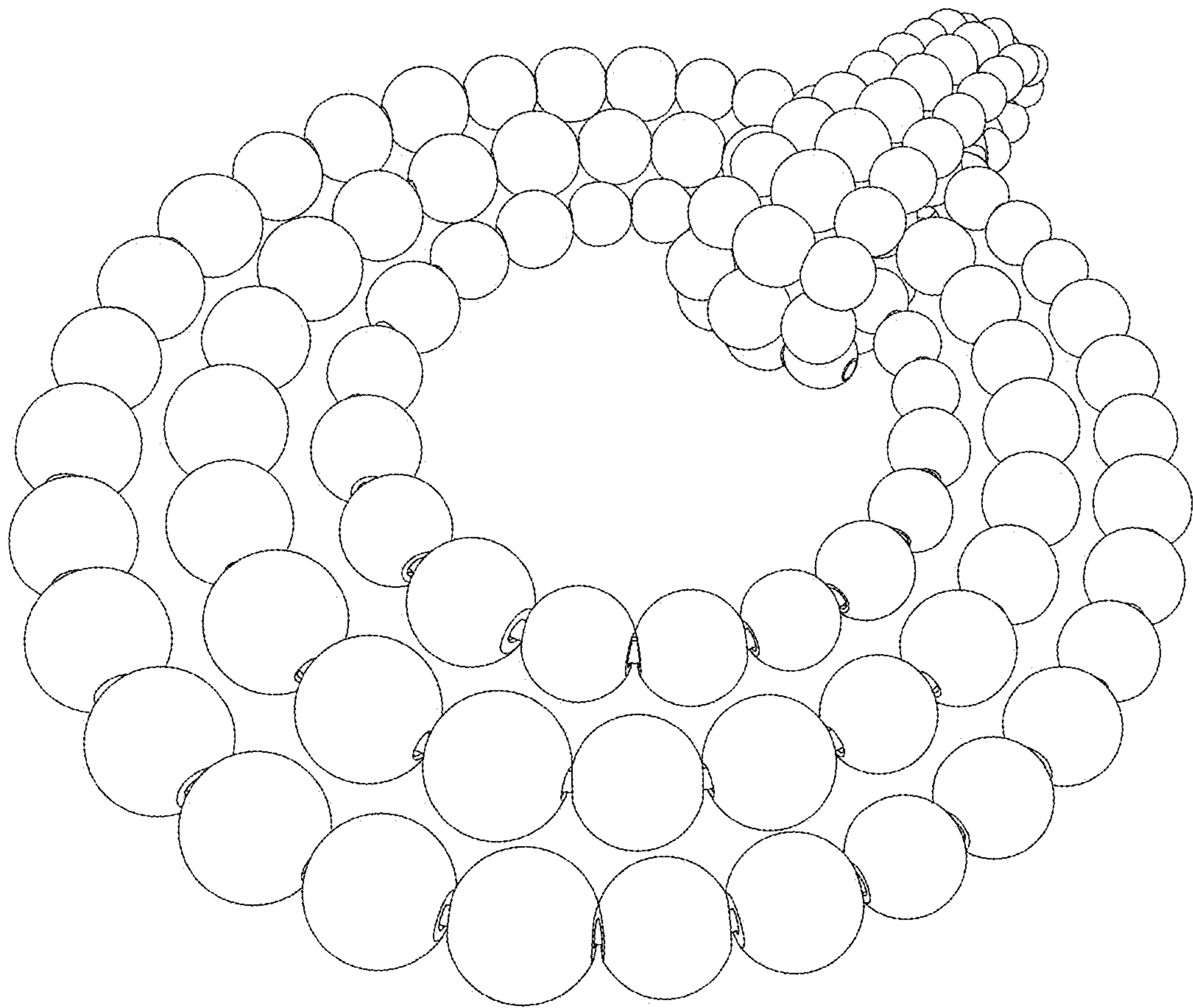


Fig. 7

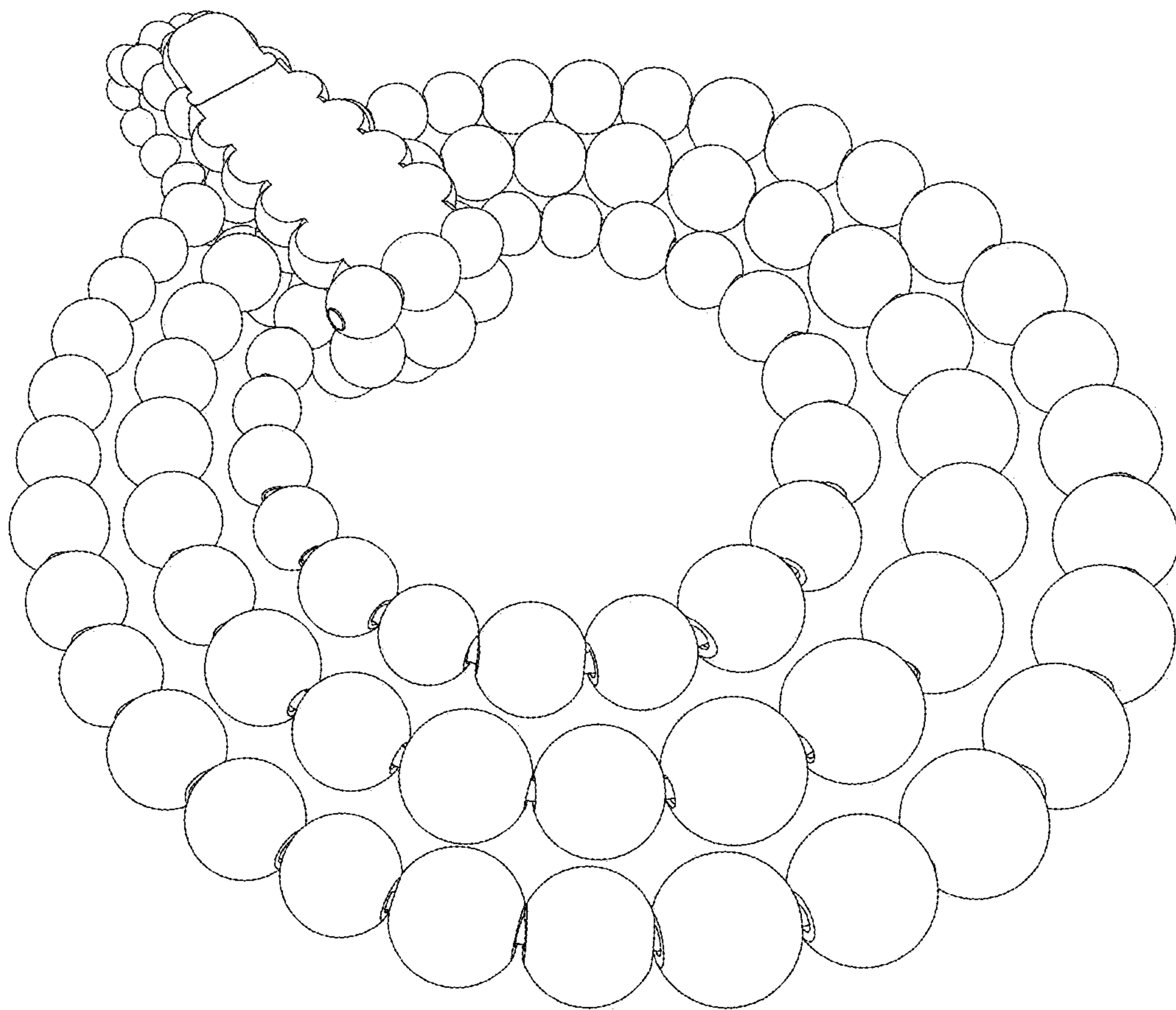


Fig. 8