



US00D980732S

(12) **United States Design Patent**
Weißhoff

(10) **Patent No.:** **US D980,732 S**
(45) **Date of Patent:** **** Mar. 14, 2023**

(54) **ALARM DEVICE**

(71) Applicant: **Robert Bosch GmbH**, Stuttgart (DE)

(72) Inventor: **Heiko Weißhoff**, Rostock (DE)

(73) Assignee: **Robert Bosch GmbH**, Stuttgart (DE)

(**) Term: **15 Years**

(21) Appl. No.: **29/754,741**

(22) Filed: **Oct. 14, 2020**

(30) **Foreign Application Priority Data**

Apr. 17, 2020 (EM) 007817325

(51) **LOC (14) Cl.** **10-05**

(52) **U.S. Cl.**
USPC **D10/104.1; D14/240**

(58) **Field of Classification Search**

USPC D10/104.1–106.95, 118, 11.82, 70, 46,
D10/81, 96–103; D14/496, 240, 242,
D14/300; D8/330–332

CPC G10K 15/04; G10K 1/067; G08B 3/10;
G08B 25/10; G08B 29/22; G08B 29/046;
G08B 6/00; G08B 5/36; G08B 13/2491;
G08B 13/24; H04N 5/2252; H04N 7/186;

(Continued)

(56) **References Cited**

U.S. PATENT DOCUMENTS

D675,304 S * 1/2013 Valentino D23/366
D738,870 S * 9/2015 Ding D14/240

(Continued)

FOREIGN PATENT DOCUMENTS

CN 304005707 * 7/2016
CN 304168412 * 12/2016

(Continued)

OTHER PUBLICATIONS

SimpliSafe Store,5 Piece Wireless Home Security System, Date first available Aug. 29, 2018, [online]retrieved Jul. 1, 2022,available from https://www.amazon.com/SimpliSafe-Home-Security-System-Monitoring/dp/B07GXWLGZ/ref=psdc_3180341_t4_B09C9VDVHF?th=1 (Year: 2018).*

(Continued)

Primary Examiner — Keli L Hill

Assistant Examiner — Sara S Sahneh

(74) *Attorney, Agent, or Firm* — Maginot, Moore & Beck LLP

(57) **CLAIM**

The ornamental design for an alarm device, as shown and described.

DESCRIPTION

Cross reference is made to copending U.S. design patent application Ser. No. 29/754,740 entitled “Alarm Device” by Weißhoff, Heiko, which was filed on Oct. 14, 2020.

FIG. 1 is a perspective view of an alarm device showing my new design;

FIG. 2 is a front side elevational view of the alarm device of FIG. 1;

FIG. 3 is a rear side elevational view of the alarm device of FIG. 1;

FIG. 4 is a right side elevational view of the alarm device of FIG. 1;

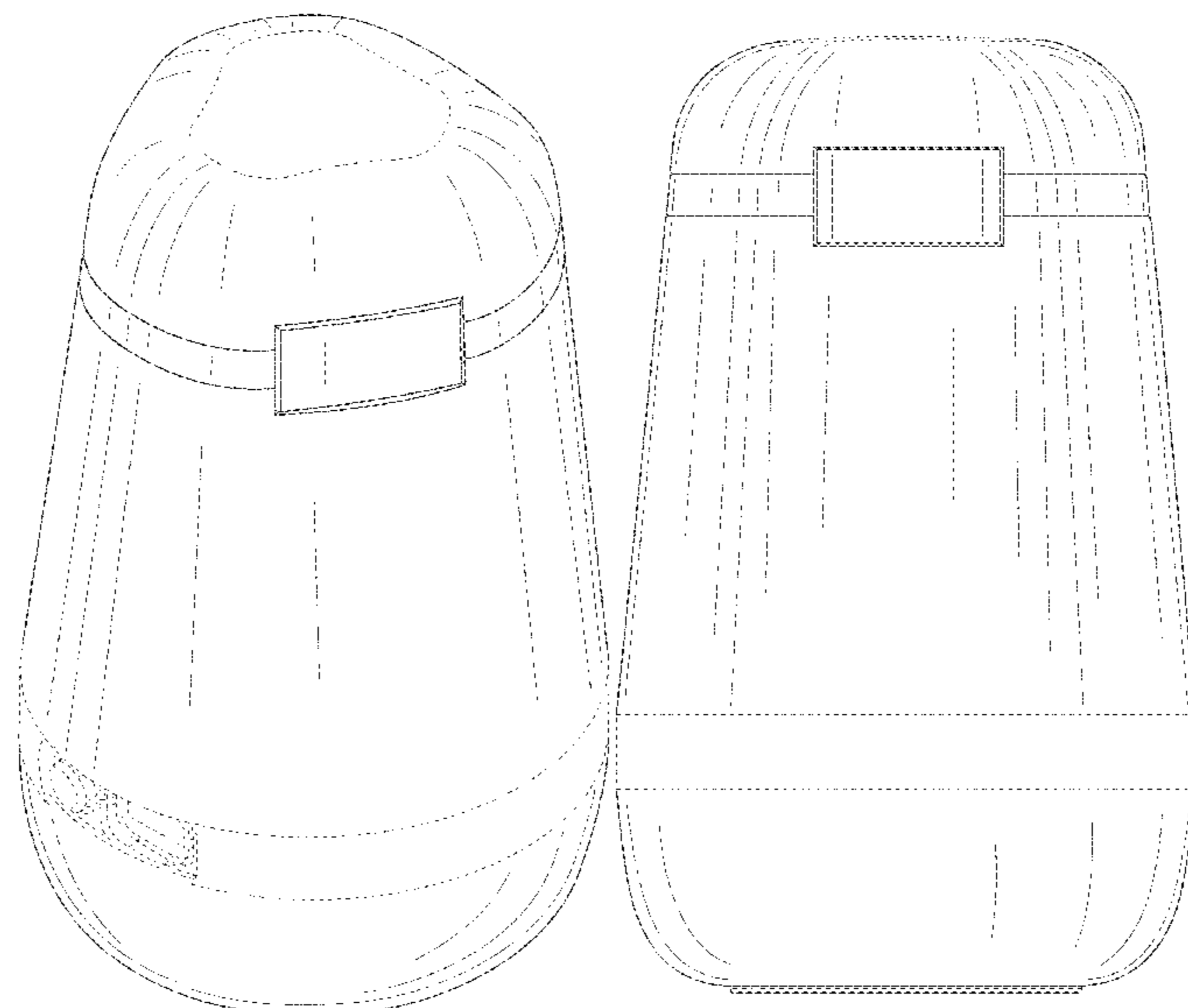
FIG. 5 is a left side elevational view of the alarm device of FIG. 1;

FIG. 6 is a top side plan view of the alarm device of FIG. 1; and,

FIG. 7 is a bottom side plan view of the alarm device of FIG. 1.

The broken lines shown in the drawings illustrate portions of the alarm device that form no part of the claimed design.

1 Claim, 6 Drawing Sheets



(58) **Field of Classification Search**

CPC H04N 5/2256; H05K 1/144; G01R 33/02;
 G01R 33/038; G01R 33/0047; G01R
 33/0023; G01R 33/0088; G01V 3/081
 See application file for complete search history.

FOREIGN PATENT DOCUMENTS

CN	305210900	* 10/2018
CN	305707166	* 4/2020
EM	005521002-0001	* 8/2018
EM	008676951-0001	* 9/2021
GB	9001832627-0003	* 3/2011

(56) **References Cited**

U.S. PATENT DOCUMENTS

D770,534 S	*	11/2016	Thissen	D14/496
D772,391 S	*	11/2016	Zimmerli	D23/366
D822,716 S	*	7/2018	Mangum	D14/496
D835,600 S	*	12/2018	Weiss	D14/204
D848,394 S	*	5/2019	Demin	D14/204
D858,497 S	*	9/2019	Laurans	D10/104.1
D890,006 S	*	7/2020	Takano	D10/104.1
D893,319 S	*	8/2020	Hernandez	D10/53
D905,049 S	*	12/2020	Lu	D14/496
D918,883 S	*	5/2021	Liao	D14/242
D937,815 S	*	12/2021	Olsson	D14/242
D960,137 S	*	8/2022	Kim	D14/240
D960,138 S	*	8/2022	Li	D14/240

OTHER PUBLICATIONS

CAMCAMP Store, Security Camera System Wireless, Date first available May 13, 2022, [online]retrieved Jul. 1, 2022, available from https://www.amazon.com/dp/B0B17VLJXB/ref=sspa_dk_detail_4?psc=1&pd_rd_i=B0B17VLJXB&pd_rd_w=ZMoEj&content-id=amzn1.sym.3be1c5b9-5b41-4830-a902-fa8556c19eb5&pf_rd_p=3be1c5b9-5b41-4 (Year: 2022).*

Alrolink Store, Wireless Solar Powered Security Camera System, Date first available Aug. 5, 2019, [online]retrieved Jul. 1, 2022, available from https://www.amazon.com/dp/B07W65X88Q/ref=sspa_dk_detail_6?psc=1&pf_rd_p=3be1c5b9-5b41-4830-a902-fa8556c19eb5&pf_rd_r=BTPJA6QBBQ0VND64VFN3&pd_rd_wg=NOP38&pd_rd_w (Year: 2019).*

* cited by examiner




FIG. 1

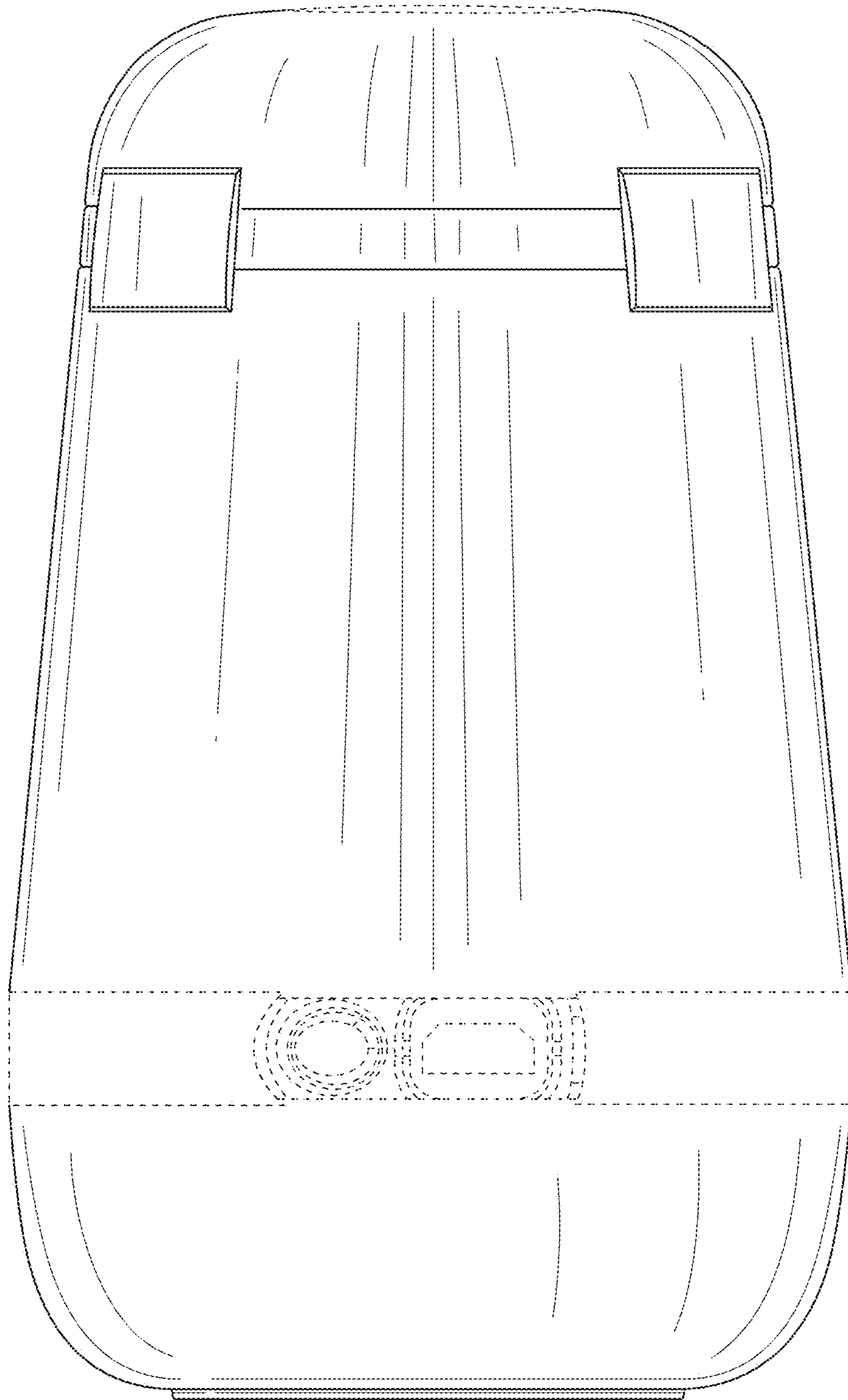


FIG. 2

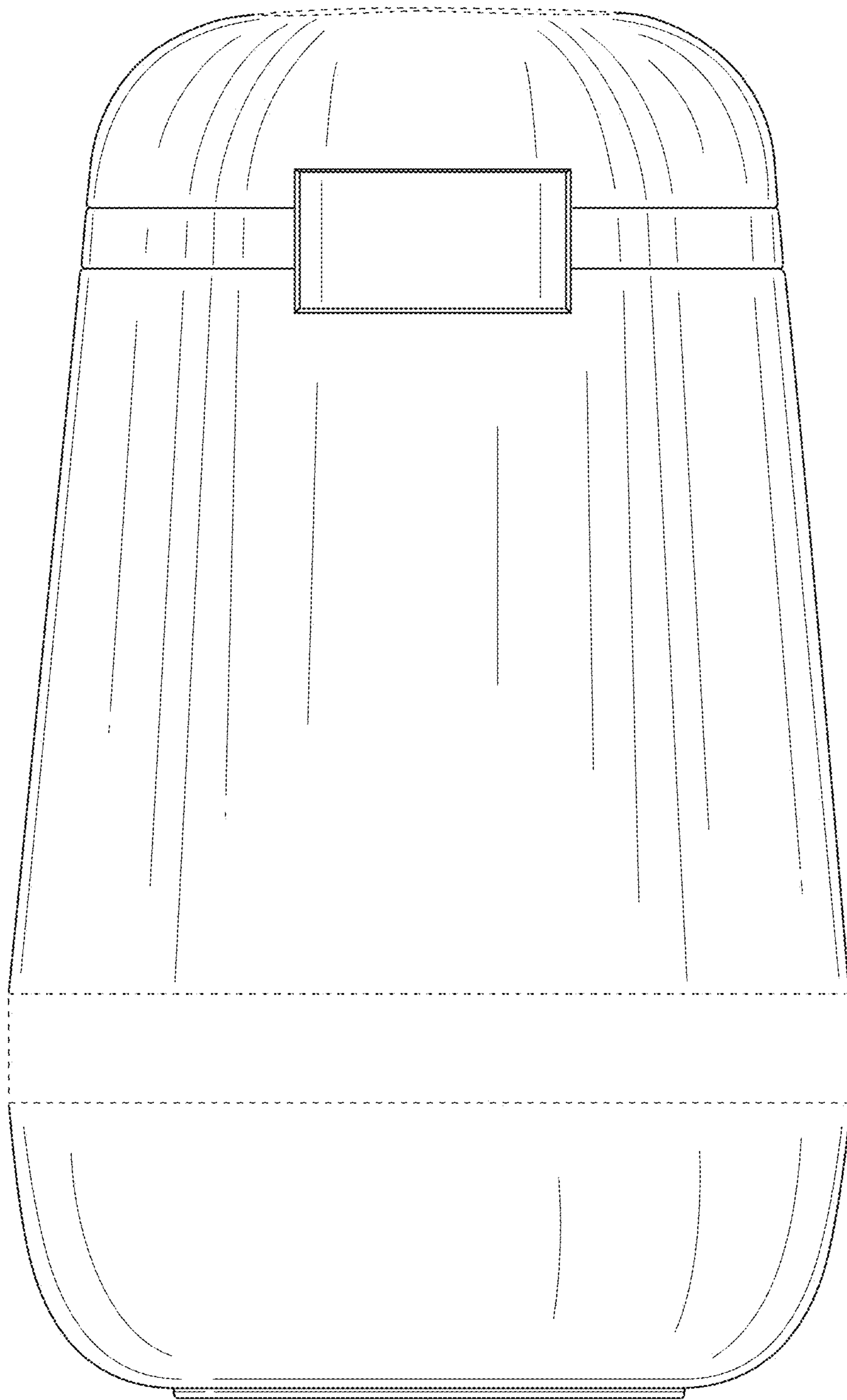


FIG. 3

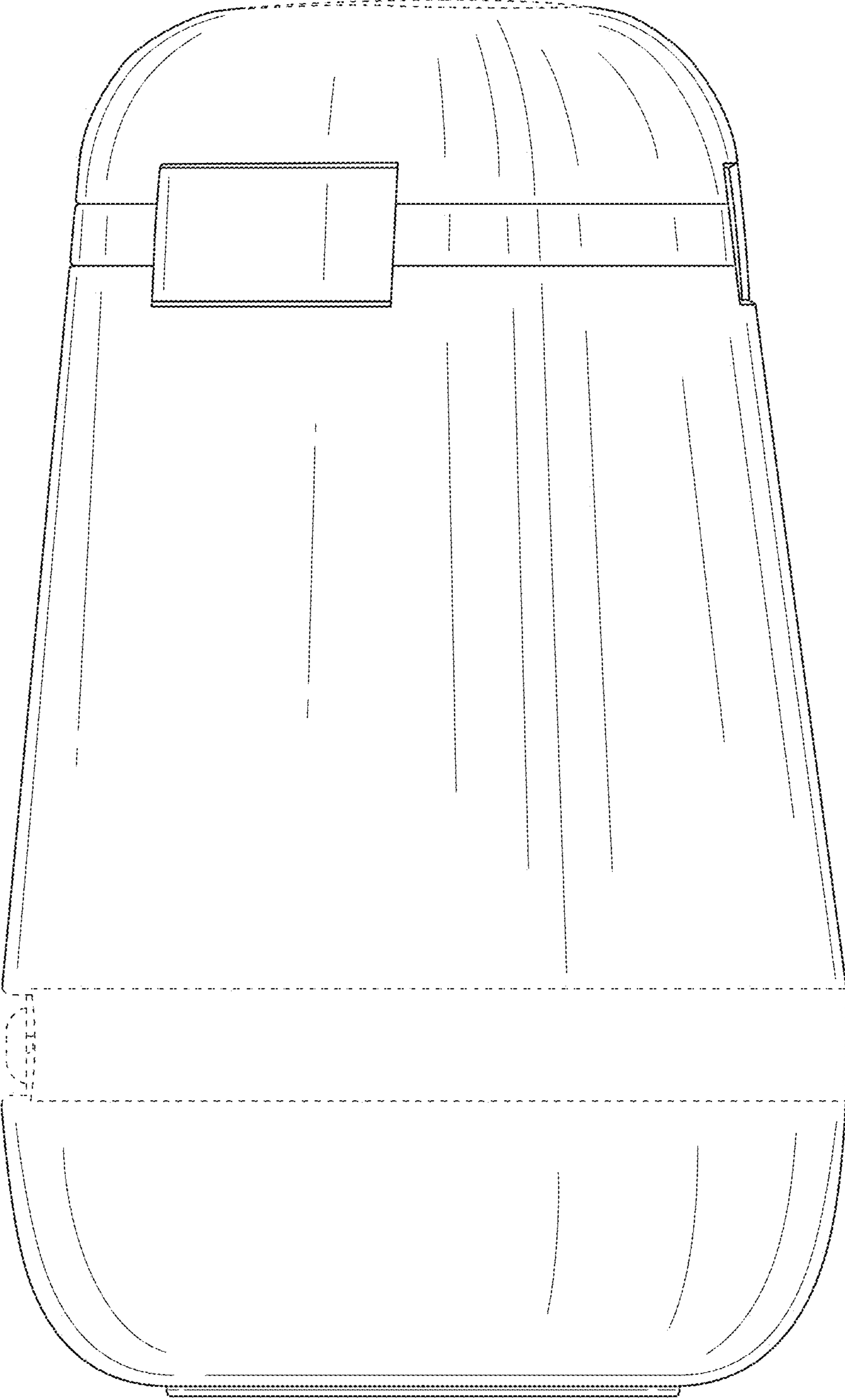


FIG. 4

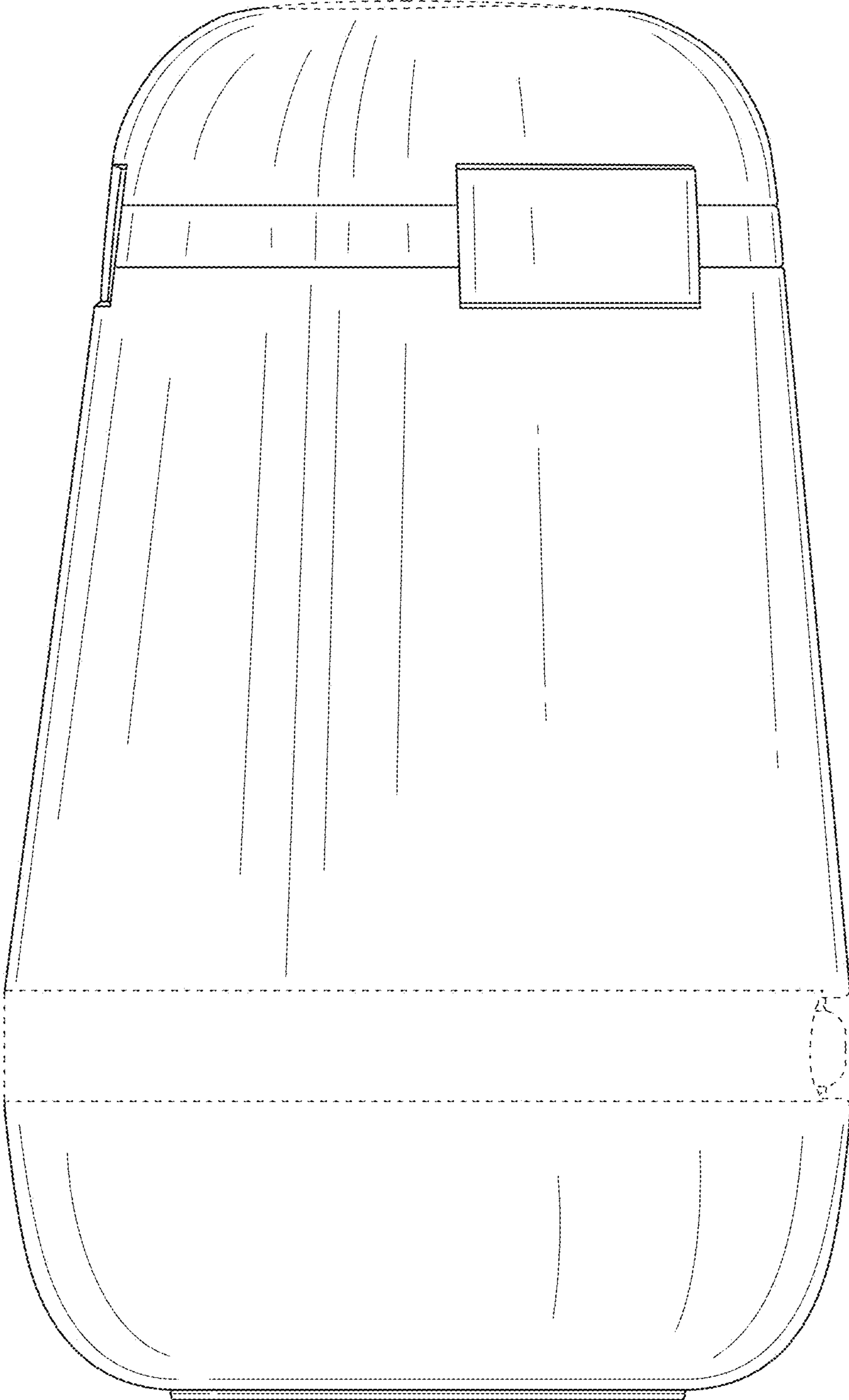


FIG. 5

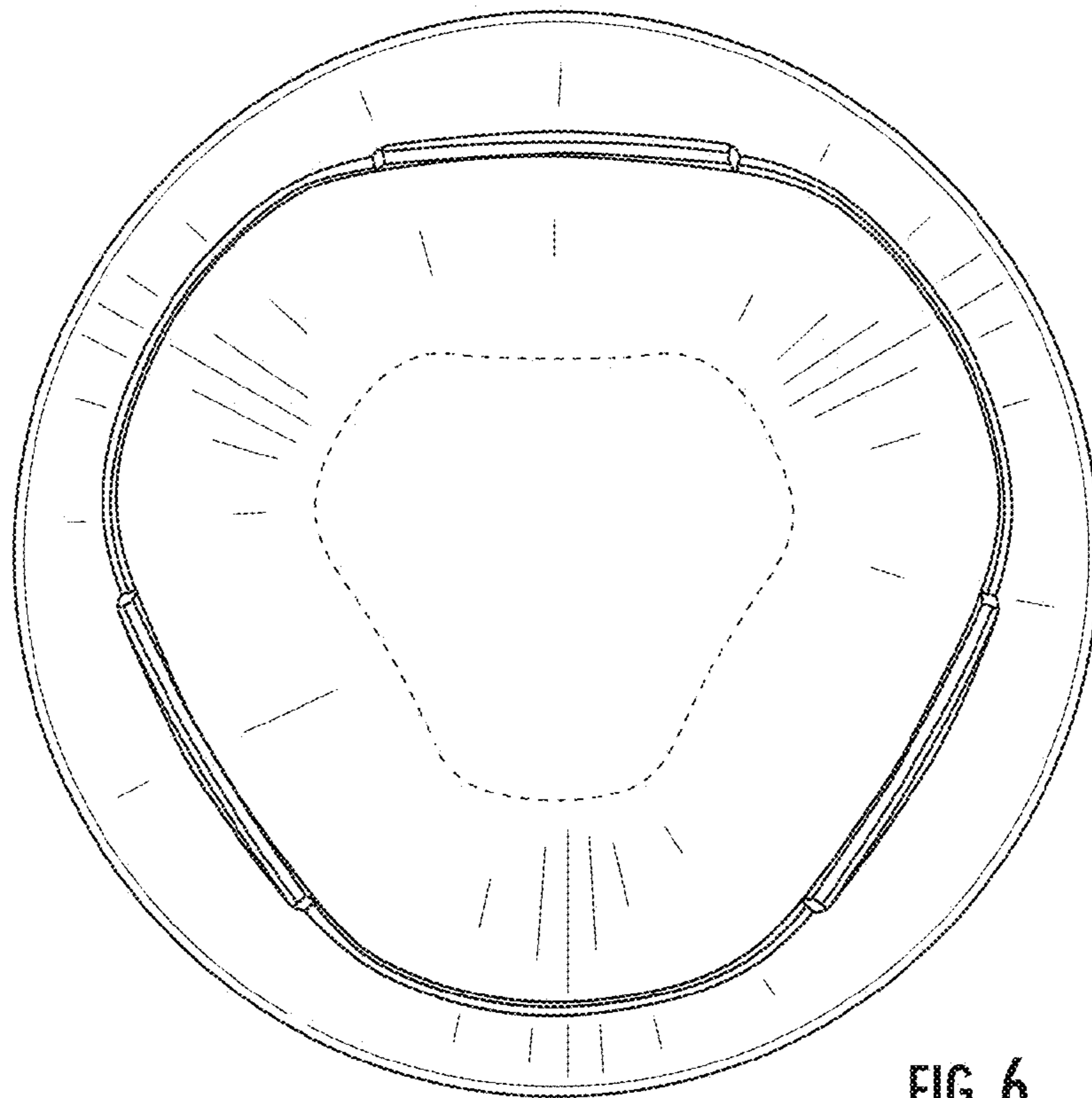


FIG. 6

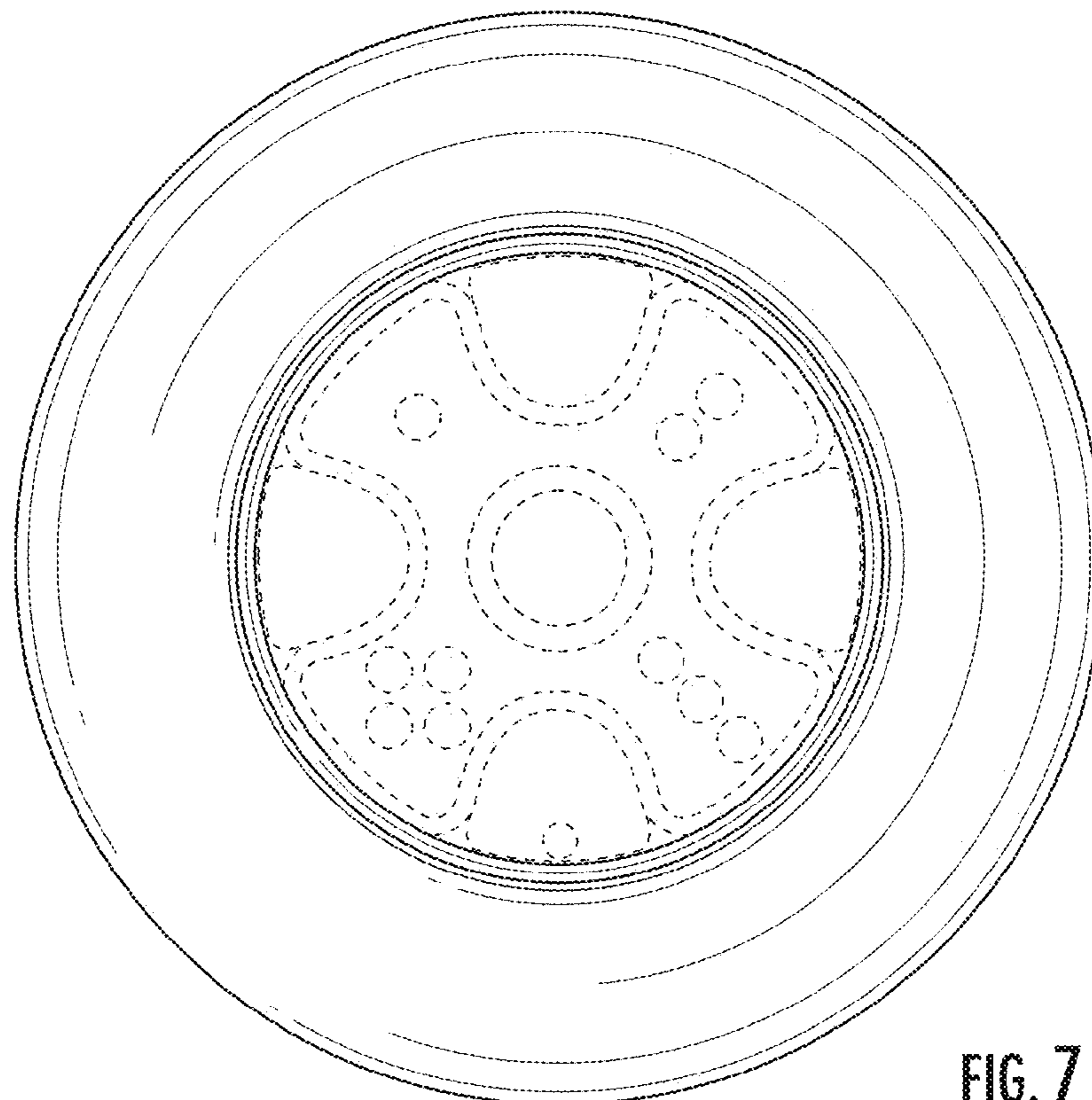


FIG. 7