



US00D980694S

(12) **United States Design Patent**  
**Divitcoff**

(10) **Patent No.:** **US D980,694 S**

(45) **Date of Patent:** **\*\* Mar. 14, 2023**

(54) **TRELLIS CLIP**

(71) Applicant: **William Divitcoff**, Toronto (CA)

(72) Inventor: **William Divitcoff**, Toronto (CA)

(\*\*) Term: **15 Years**

(21) Appl. No.: **29/762,928**

(22) Filed: **Dec. 18, 2020**

(30) **Foreign Application Priority Data**

Jun. 25, 2020 (CA) ..... CA 196474

(51) **LOC (14) Cl.** ..... **08-05**

(52) **U.S. Cl.**  
USPC ..... **D8/354; D8/370**

(58) **Field of Classification Search**  
USPC ..... D8/382, 383, 394, 395, 330, 331, 370,  
D8/368, 369, 354  
CPC ..... F16B 2/02; F16B 2/04; F16B 2/06; F16B  
2/20; F16B 2/22; F16B 2/246; F16B  
2/248; A01G 9/12; A01G 17/08  
See application file for complete search history.

(56) **References Cited**

**U.S. PATENT DOCUMENTS**

D27,860 S \* 11/1897 Gross ..... D8/382  
D28,052 S \* 12/1897 Bonshire ..... D8/394  
D175,531 S \* 9/1955 Brinton ..... D8/395  
2,914,288 A \* 11/1959 Beller ..... F16K 31/08  
248/500  
D235,125 S \* 5/1975 Schlachter ..... 220/744  
6,254,049 B1 7/2001 Goehly

6,378,175 B1 4/2002 Vanderpan  
D457,931 S \* 5/2002 Kalat ..... D8/394  
D609,083 S \* 2/2010 Zemanek ..... D8/395  
D651,071 S \* 12/2011 Johnson, III ..... D8/382  
D796,307 S \* 9/2017 Smith ..... D8/394  
10,477,782 B1 11/2019 Rodney  
2009/0183428 A1 7/2009 Agullo  
2018/0119875 A1\* 5/2018 Fowler ..... F16M 13/022

**FOREIGN PATENT DOCUMENTS**

CA 2258727 A1 2/2000  
FR 2232988 B1 2/1977

\* cited by examiner

*Primary Examiner* — Calvin E Vansant  
*Assistant Examiner* — Benjamin Lucas Gray  
(74) *Attorney, Agent, or Firm* — Hartman Global IP Law;  
Gary M. Hartman; Domenica N. S. Hartman

(57) **CLAIM**

The ornamental design for a trellis clip, as shown and described.

**DESCRIPTION**

FIG. 1 is a perspective top view of a trellis clip in accordance with this invention.

FIG. 2 is a perspective bottom view of the trellis clip of FIG. 1.

FIG. 3 is a right side view of the trellis clip of FIG. 1.

FIG. 4 is a front view of the trellis clip of FIG. 1.

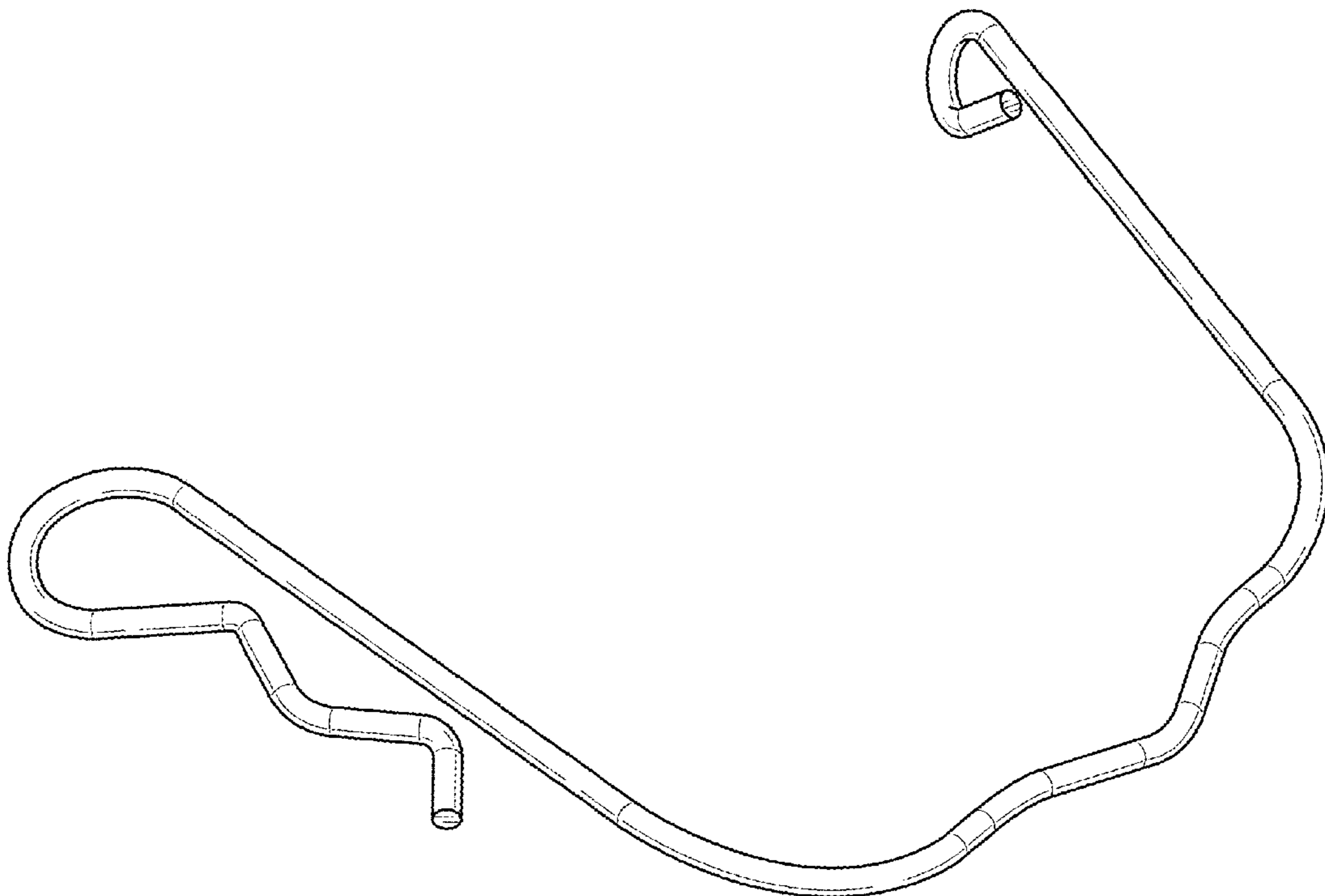
FIG. 5 is a left side view of the trellis clip of FIG. 1.

FIG. 6 is a rear view of the trellis clip of FIG. 1.

FIG. 7 is a top view of the trellis clip of FIG. 1; and,

FIG. 8 is a bottom view of the trellis clip of FIG. 1.

**1 Claim, 6 Drawing Sheets**



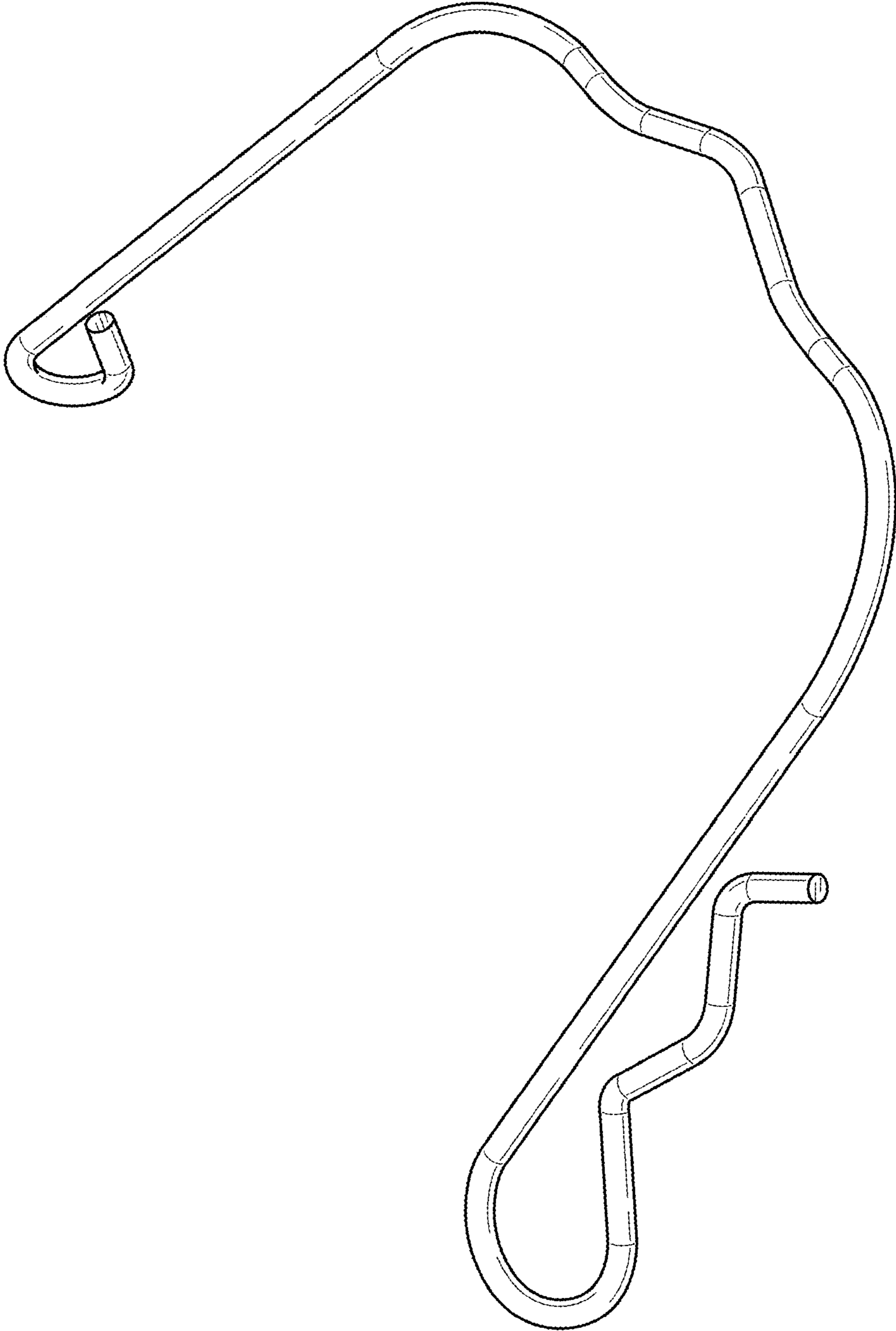


FIG. 1

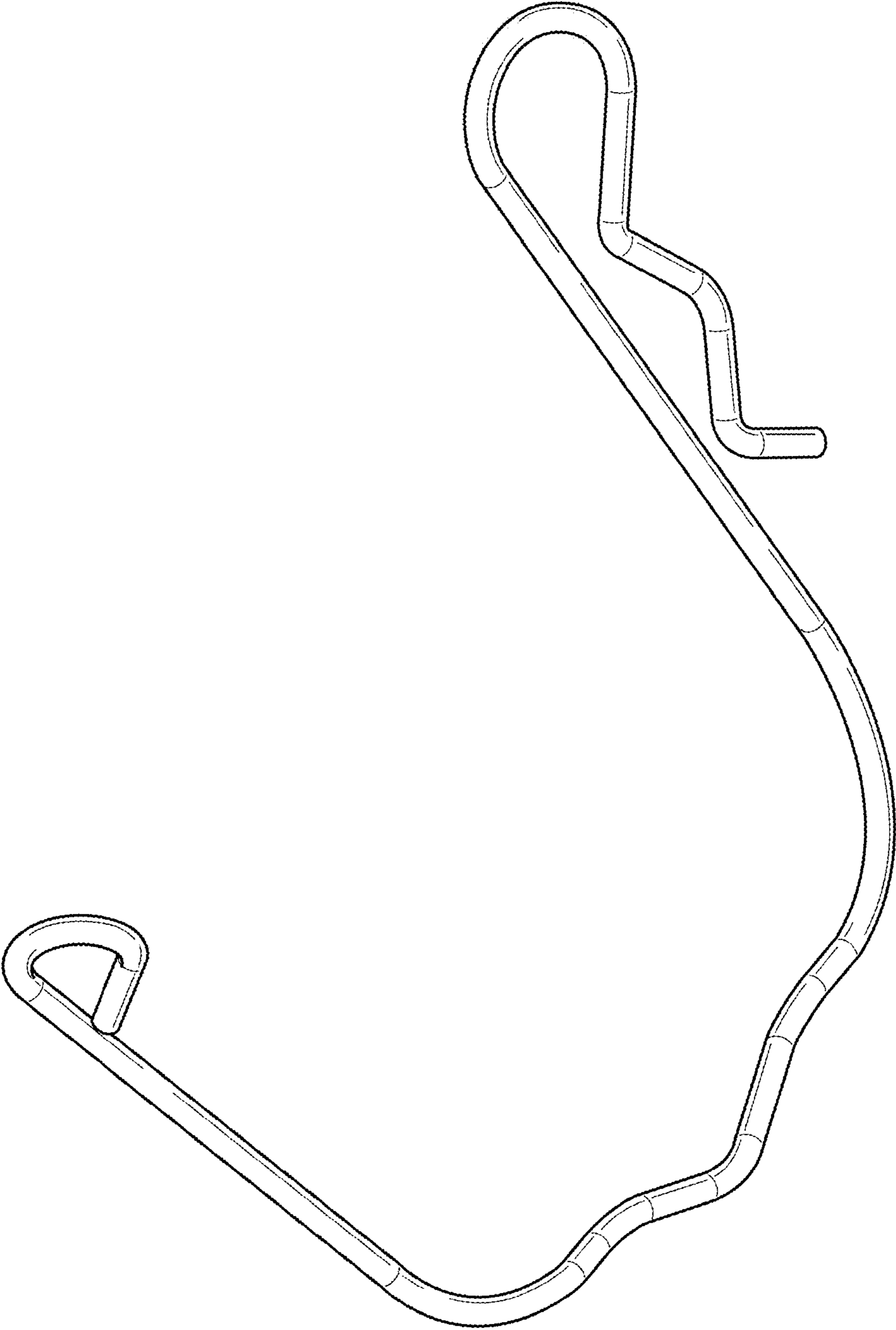


FIG. 2

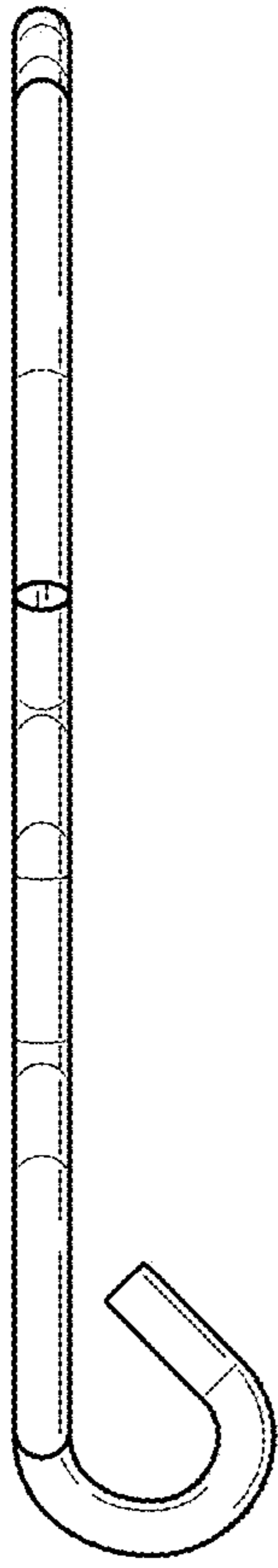


FIG. 3

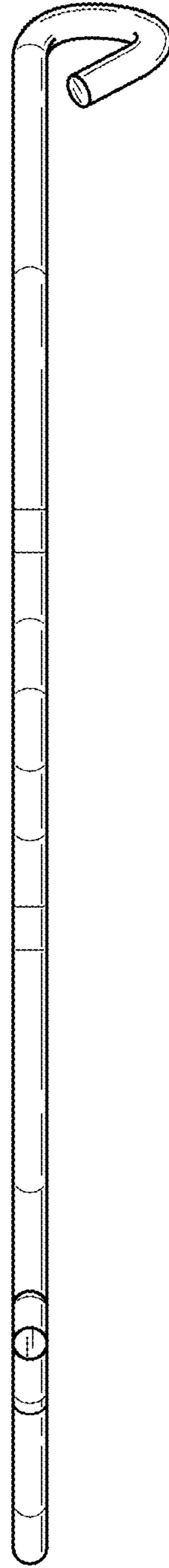


FIG. 4

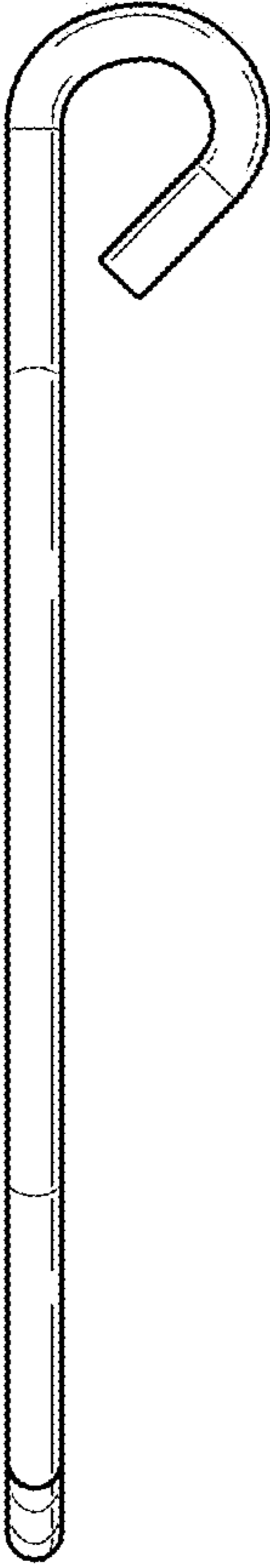


FIG. 5

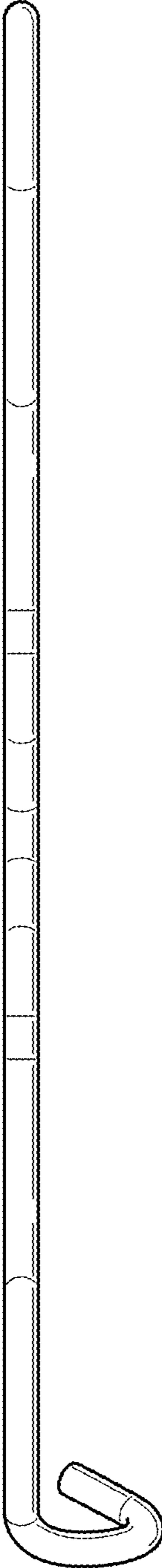


FIG. 6

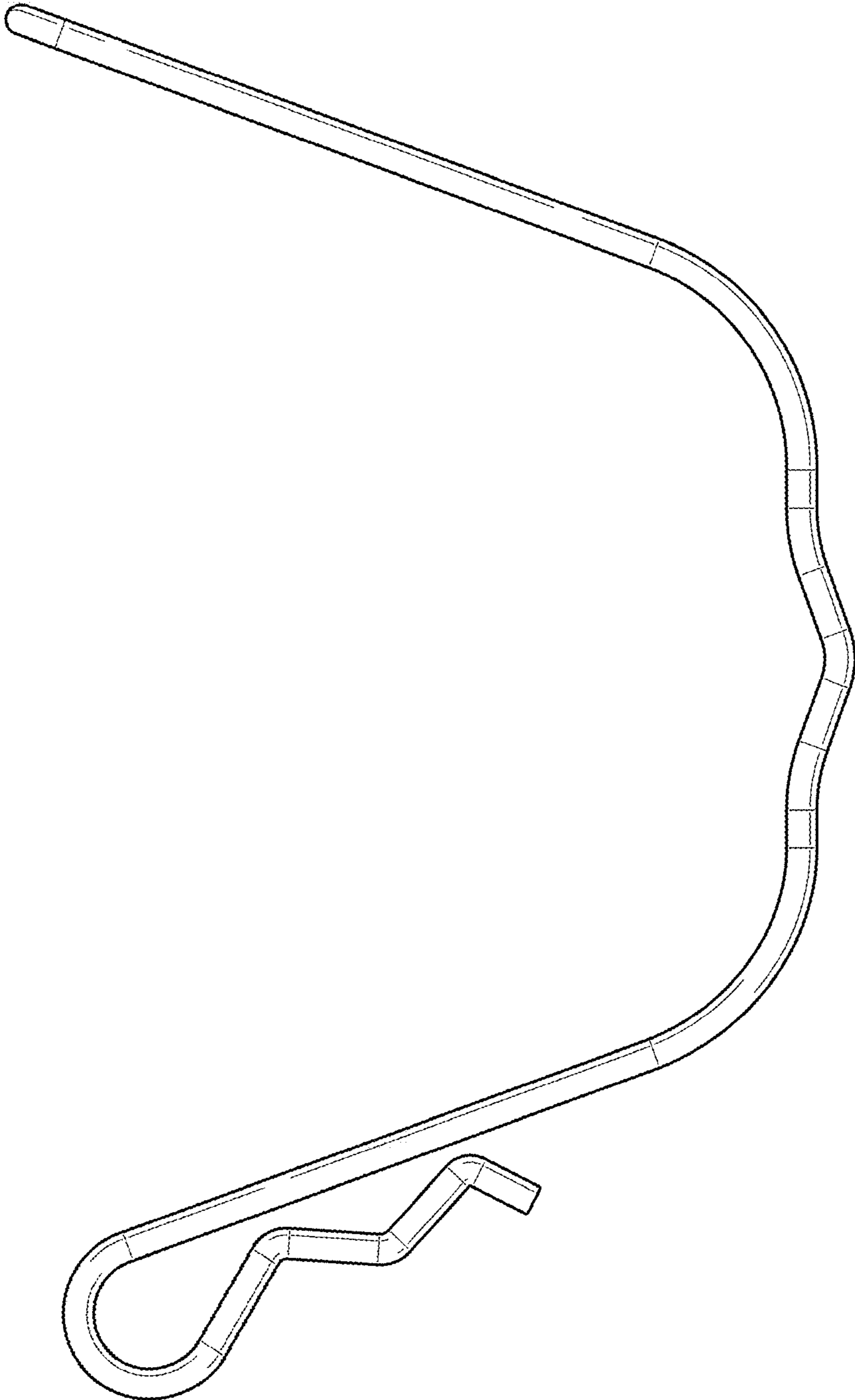


FIG. 7

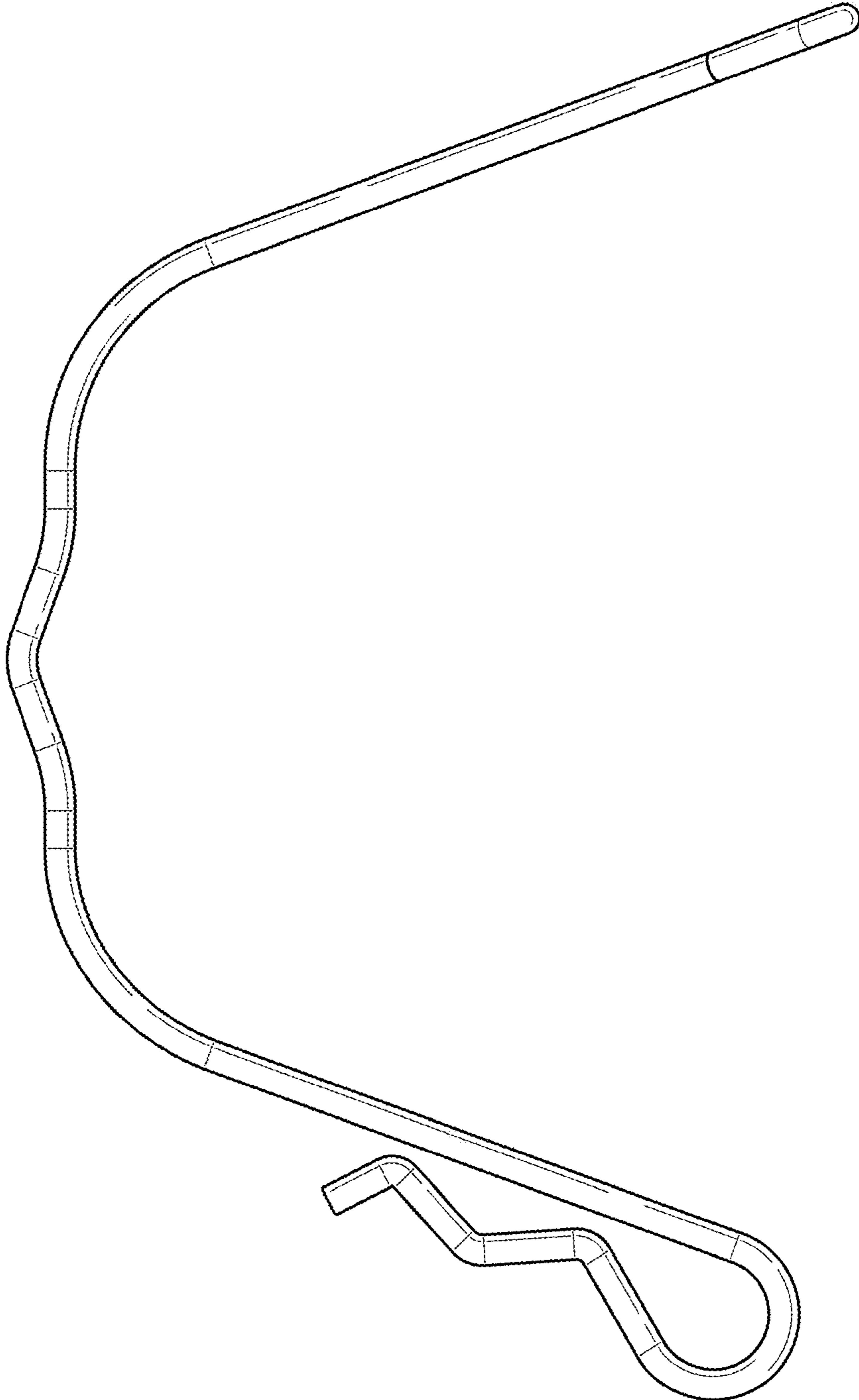


FIG. 8