



US00D980682S

(12) **United States Design Patent** (10) **Patent No.:** **US D980,682 S**  
**Weng** (45) **Date of Patent:** **\*\* Mar. 14, 2023**

(54) **CORRUGATED INSULATED CUP**  
(71) Applicant: **WUYI PENGSHENG INDUSTRIAL & TRADE CO., LTD.,** Jinhua (CN)  
(72) Inventor: **Huaze Weng,** Jinhua (CN)  
(73) Assignee: **WUYI PENGSHENG INDUSTRIAL & TRADE CO., LTD.,** Jinhua (CN)

D642,434 S 8/2011 Schofield et al.  
D642,437 S 8/2011 Schofield et al.  
D642,865 S 8/2011 Schofield et al.  
D644,489 S \* 9/2011 Trombly ..... D7/510  
D689,332 S \* 9/2013 Krasner ..... D9/503  
D699,516 S \* 2/2014 Kim ..... D9/503  
D718,980 S \* 12/2014 Lapsker ..... D7/532  
D781,106 S \* 3/2017 Boroski ..... D7/532  
D798,110 S 9/2017 Valenti et al.  
D800,562 S \* 10/2017 Carpenter ..... D9/503

(Continued)

(\*\*) Term: **15 Years**

**OTHER PUBLICATIONS**

(21) Appl. No.: **29/803,747**  
(22) Filed: **Aug. 16, 2021**  
(51) **LOC (14) Cl.** ..... **07-01**  
(52) **U.S. Cl.**  
USPC ..... **D7/608; D7/511**  
(58) **Field of Classification Search**  
USPC ..... D7/500, 509-511, 513, 523, 532, 533,  
D7/536, 601, 602, 608, 619.1, 622, 624.1,  
D7/624.2, 629; D9/503, 516, 526, 529,  
D9/530, 537, 538, 549, 554, 556, 558  
CPC ..... A45F 3/16; A45F 3/18; A45F 2003/163;  
A47G 19/2205; A47G 19/2266; A47G  
19/2272; A47G 19/2288; A47J 41/00;  
A47J 41/0005; A47J 41/0011; A47J  
41/0016; A47J 41/0022; A47J 41/0027;  
A47J 41/02; A47J 41/022; A47J 41/024;  
A47J 41/028

Thermos FBB500SS4 Vacuum Insulated 16 Ounce Compact Stainless Steel Beverage Bottle, first available Jan. 24, 2013, Amazon, [online], [site visited Oct. 31, 2022], Available from internet URL: <https://www.amazon.com/Thermos-Insulated-Compact-Stainless-Beverage/dp/B00JFB2RA6> (Year: 2013).\*

*Primary Examiner* — Mary Ann Calabrese  
*Assistant Examiner* — Natalya M Rapundalo  
(74) *Attorney, Agent, or Firm* — Clement Cheng

(57) **CLAIM**

The ornamental design for a corrugated insulated cup, as shown and described.

**DESCRIPTION**


FIG. 1 is a top perspective view of the corrugated insulated cup, showing my new design.  
FIG. 2 is a front view thereof.  
FIG. 3 is a rear view thereof.  
FIG. 4 is a left side view thereof.  
FIG. 5 is a right side view thereof.  
FIG. 6 is a top view thereof.  
FIG. 7 is a bottom view thereof; and,  
FIG. 8 is a bottom perspective view thereof.  
The broken lines and the portions within the broken lines in FIGS. 7 and 8 represent portions of the corrugated insulated cup and form no part of the claimed design.

(56) **References Cited**

**U.S. PATENT DOCUMENTS**

D410,174 S 5/1999 Sheu  
D444,349 S 7/2001 Lin  
D584,947 S \* 1/2009 Bourne ..... D9/539  
D589,750 S 4/2009 Liu et al.  
D617,465 S 6/2010 Hakim  
D620,755 S 8/2010 Haskell  
D624,361 S 9/2010 Roth et al.  
D641,244 S \* 7/2011 Bysick ..... D9/557

**1 Claim, 8 Drawing Sheets**



(56)

**References Cited**

U.S. PATENT DOCUMENTS

D828,094 S *	9/2018	Jackson .....	D7/532
D860,732 S *	9/2019	Fleischhut .....	D7/608
D885,141 S *	5/2020	Hu .....	D7/510
D909,134 S *	2/2021	McConnell .....	D7/378
D948,287 S *	4/2022	Swarts .....	D7/511

\* cited by examiner



Fig. 1




Fig. 2




Fig. 3



Fig. 4




Fig. 5




Fig.6






Fig. 7



Fig. 8