



US00D980648S

(12) **United States Design Patent**  
**Shen**

(10) **Patent No.:** **US D980,648 S**

(45) **Date of Patent:** **\*\* Mar. 14, 2023**

(54) **CAR CUSHION**

(71) Applicant: **Wei Shen**, Hefei (CN)

(72) Inventor: **Wei Shen**, Hefei (CN)

(\*\*) Term: **15 Years**

(21) Appl. No.: **29/749,341**

(22) Filed: **Sep. 4, 2020**

(51) **LOC (14) Cl.** ..... **06-13**

(52) **U.S. Cl.**  
USPC ..... **D6/601**

(58) **Field of Classification Search**  
USPC ..... D6/380, 333-335, 349, 353, 355, 356,  
D6/374, 601, 611; D24/190  
CPC ..... A61F 5/01; A61G 5/1091; A61G 5/1045;  
A61G 5/1043  
See application file for complete search history.

(56) **References Cited**

**U.S. PATENT DOCUMENTS**

2,750,996	A *	6/1956	Cramer	.....	A47C 7/185 267/145
D192,421	S *	3/1962	Bostrom	.....	D6/375
D516,855	S *	3/2006	Akamatsu	.....	D6/601
D711,675	S *	8/2014	Sato	.....	D6/349
D805,323	S *	12/2017	Chan	.....	D6/601
D885,793	S *	6/2020	Wang	.....	D6/601
D907,400	S *	1/2021	Federl	.....	D6/601
D908,394	S *	1/2021	Yin	.....	D6/601
D911,071	S *	2/2021	Yu	.....	D6/601
D924,601	S *	7/2021	Lian	.....	D6/601
D939,865	S *	1/2022	Wang	.....	D6/601
D944,562	S *	3/2022	Cai	.....	D6/601
2010/0117433	A1 *	5/2010	Cassaday	.....	A47C 7/746 297/452.46

2013/0257132	A1 *	10/2013	Chen	.....	A47C 7/021 297/452.21
2015/0108799	A1 *	4/2015	Jones	.....	B60N 2/5825 297/452.41
2017/0065085	A1 *	3/2017	Chan	.....	A47C 4/00

**FOREIGN PATENT DOCUMENTS**

CN	306271375	*	1/2021
JP	D1698317	*	11/2021

**OTHER PUBLICATIONS**

Tbfit Memory Foam Gel Seat Cushion, Amazon Product Page. Date First Available: Aug. 3, 2021, Date Accessed: Jul. 21, 2022, Available on the Internet URL: <https://www.amazon.com/dp/B09BQXPSRN/> (Year: 2021).\*

\* cited by examiner

*Primary Examiner* — S. Bryan Reinholdt, Jr.

*Assistant Examiner* — Julia S Folkart

(74) *Attorney, Agent, or Firm* — Rमित Ranjit Kanakia

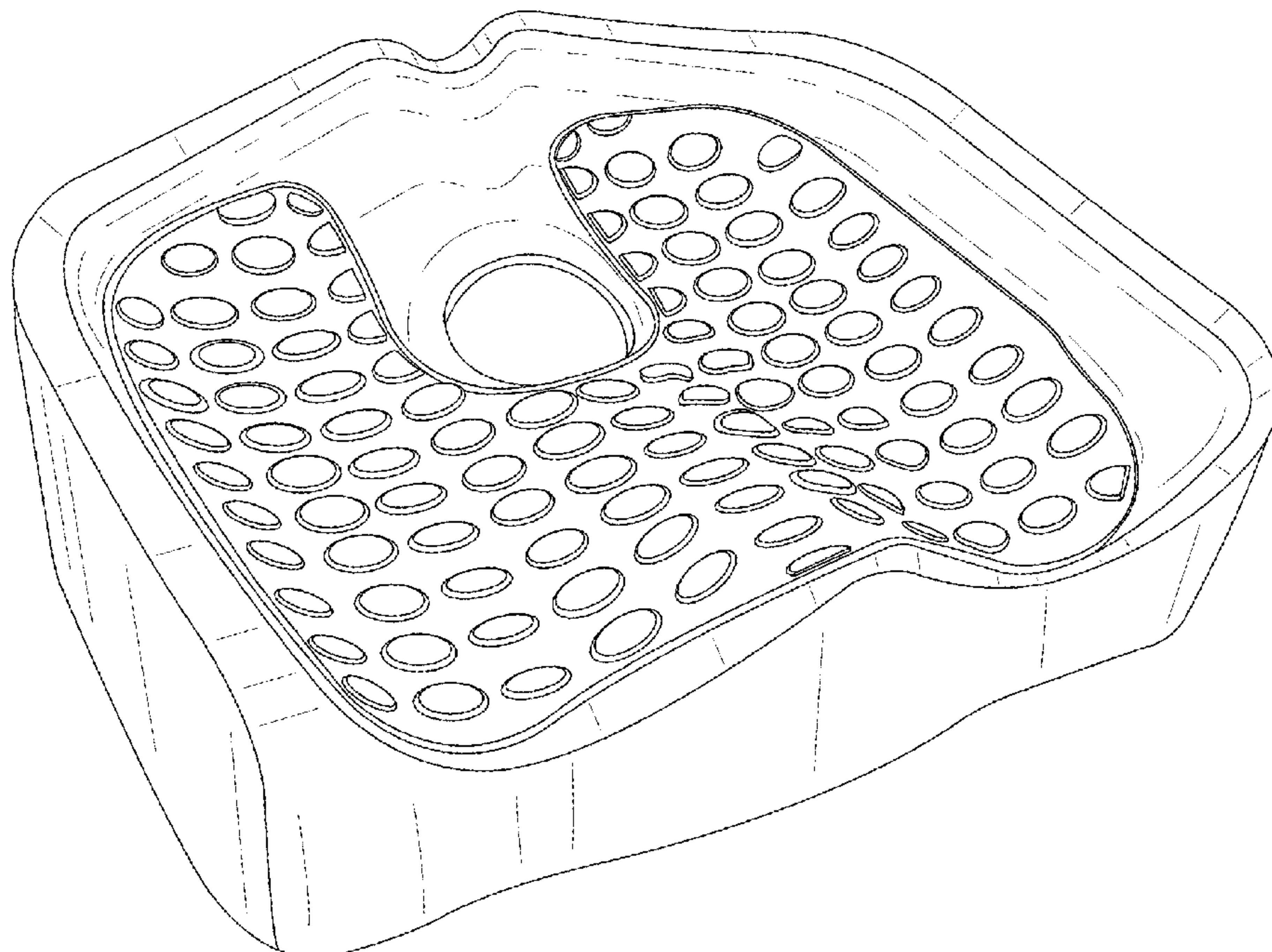
(57) **CLAIM**

The ornamental design for a car cushion, as shown and described.

**DESCRIPTION**

FIG. 1 is a perspective view of a car cushion showing my new design;  
FIG. 2 is a front elevational view thereof;  
FIG. 3 is a rear elevational view thereof;  
FIG. 4 is a left side view thereof;  
FIG. 5 is a right side view thereof;  
FIG. 6 is a top plan view thereof; and,  
FIG. 7 is a bottom plan view thereof.

**1 Claim, 7 Drawing Sheets**



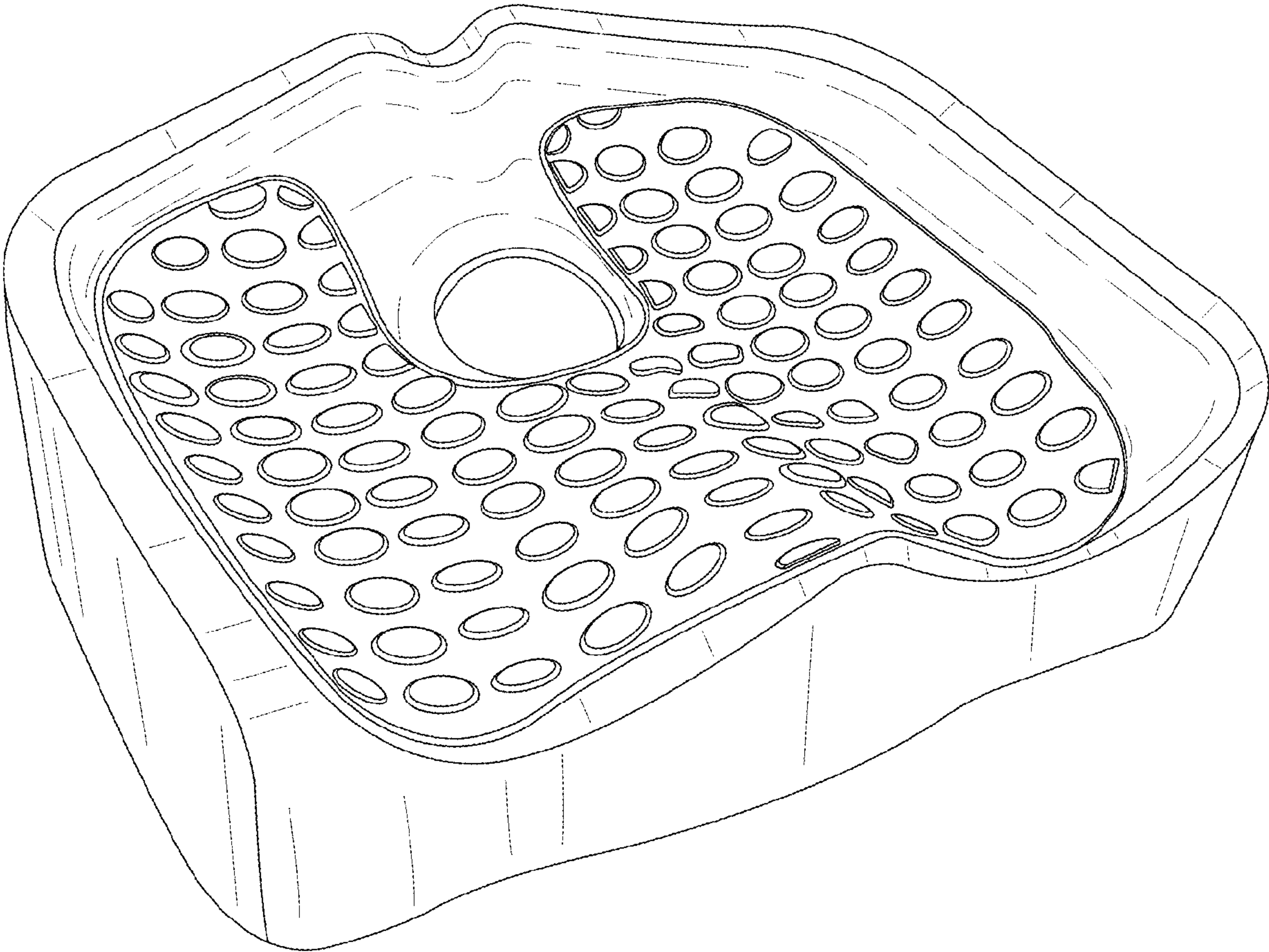


FIG. 1



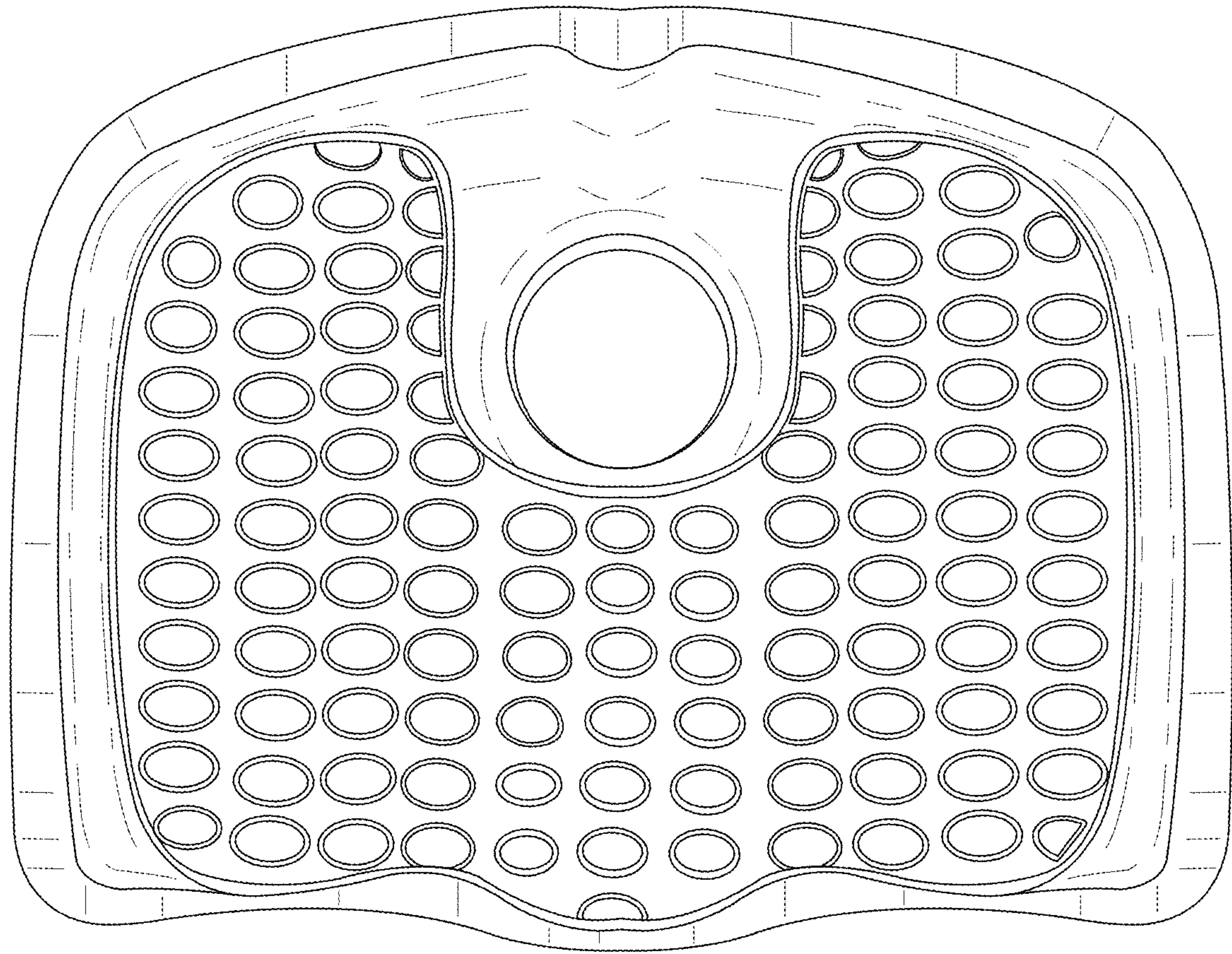


FIG. 2

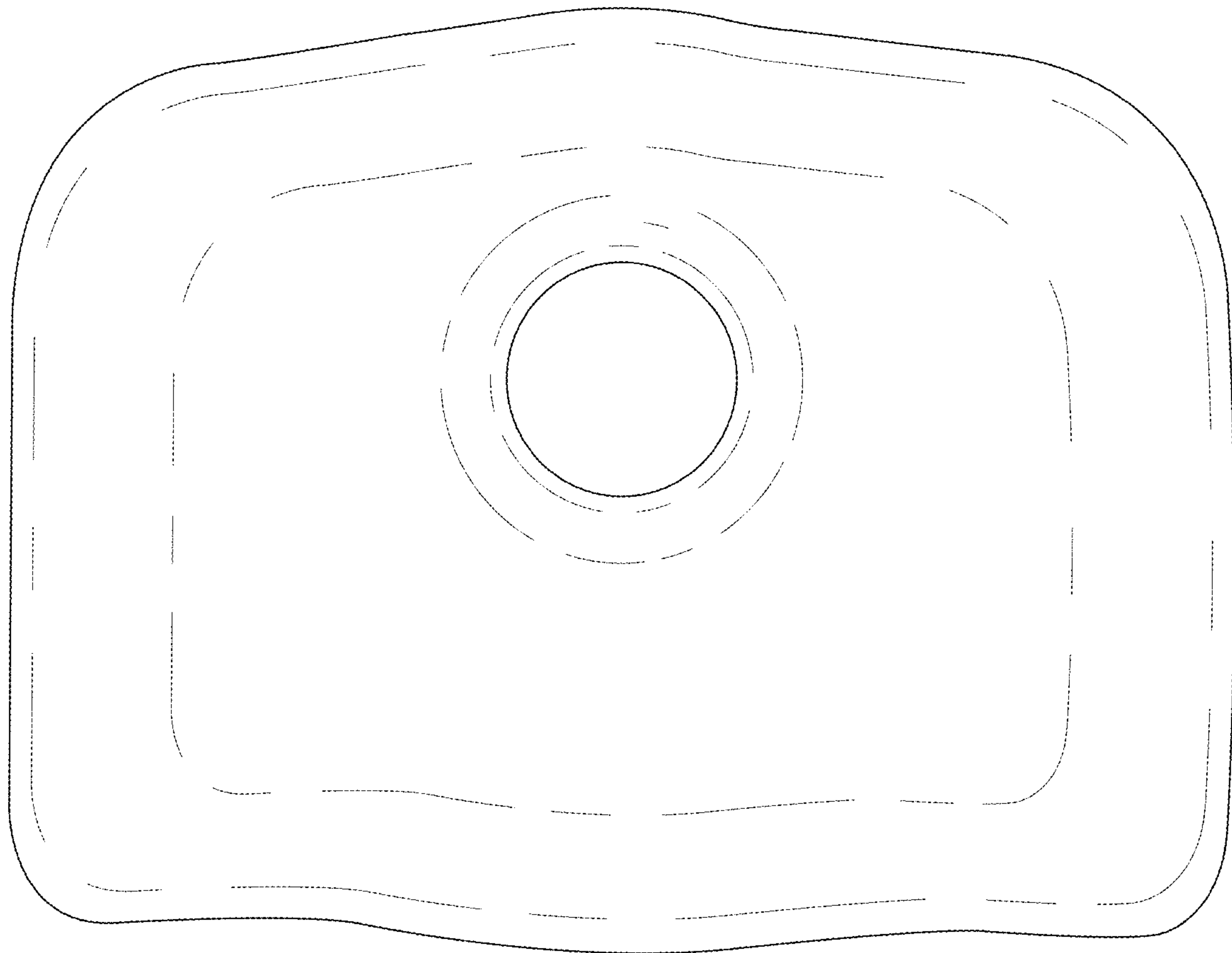


FIG. 3




FIG. 4




FIG. 5

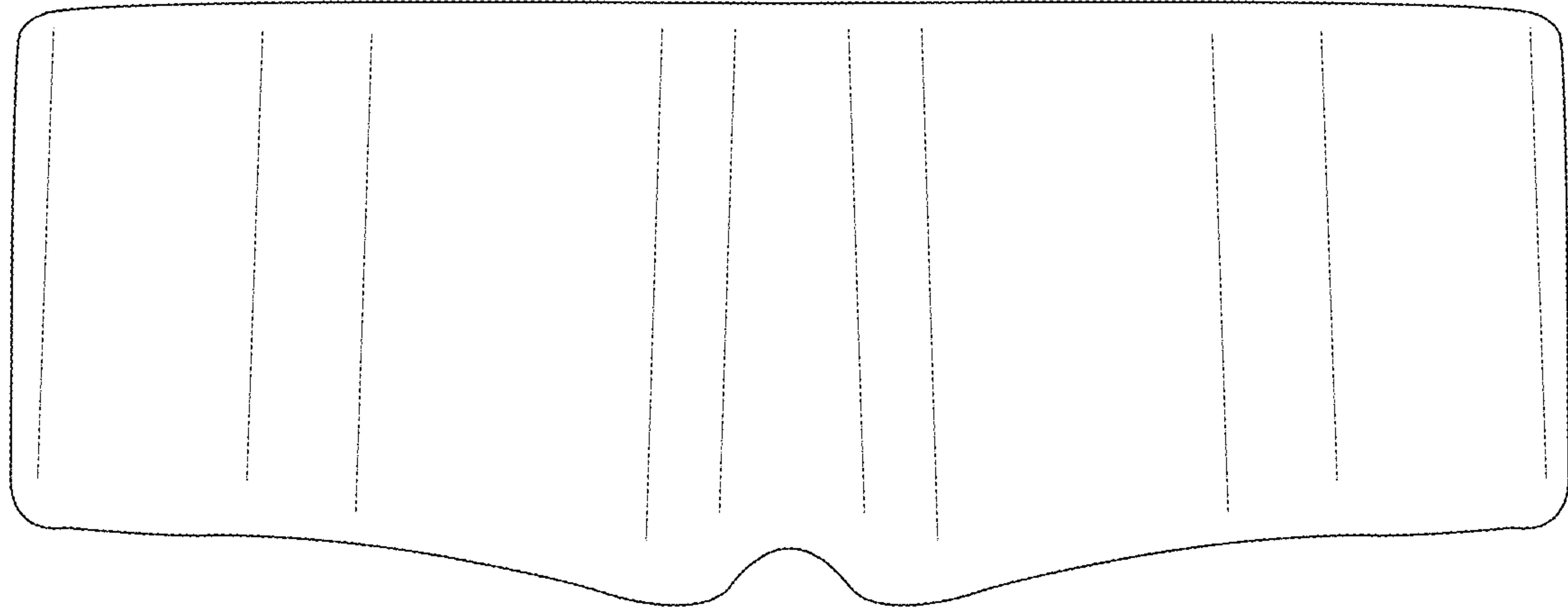


FIG. 6

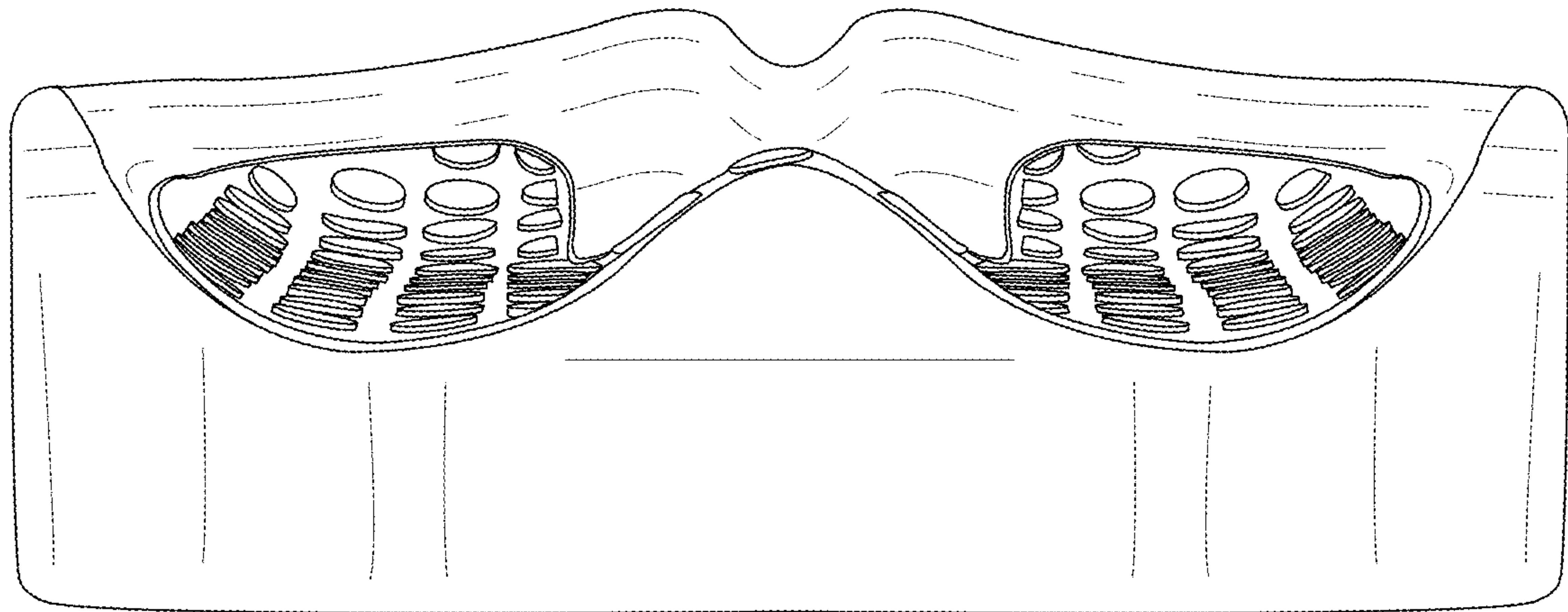


FIG. 7