



US00D980598S

(12) **United States Design Patent** (10) **Patent No.:** **US D980,598 S**
Hu (45) **Date of Patent:** **** Mar. 14, 2023**

(54) **PAIR OF SHOES**
(71) Applicant: **Binguo Hu**, Chengdu (CN)
(72) Inventor: **Binguo Hu**, Chengdu (CN)
(**) Term: **15 Years**
(21) Appl. No.: **29/838,172**
(22) Filed: **May 11, 2022**
(51) **LOC (14) Cl.** **02-04**
(52) **U.S. Cl.**
USPC **D2/950; D2/925; D2/959; D2/960;**
D2/965; D2/951
(58) **Field of Classification Search**
USPC D2/902, 906, 908, 916, 918, 925,
D2/946-962, 977, 965-967; 36/3 B,
36/22 R, 24.5, 25 R, 28, 32 R, 34 R,
36/59 C, 67 A, 103
CPC A43B 13/00; A43B 13/02; A43B 13/023;
A43B 13/026; A43B 13/04; A43B 13/08;
A43B 13/10; A43B 13/12; A43B 13/14;
A43B 13/141; A43B 13/143; A43B
13/16; A43B 13/18; A43B 13/181; A43B
13/187; A43B 13/189; A43B 13/20; A43B
13/22; A43B 13/223; A43B 13/24; A43B
13/28; A43B 13/30; A43B 13/32; A43B
13/34; A43B 13/36
See application file for complete search history.

(56) **References Cited**
U.S. PATENT DOCUMENTS
1,106,989 A * 8/1914 Szekfu A43B 13/34
D2/965
D112,256 S * 11/1938 Keyes 36/34 R
D129,576 S * 9/1941 Ausubel D2/966
D144,460 S * 4/1946 Kowal 36/25 R
2,755,567 A * 7/1956 Rudine A43B 1/14
36/11.5

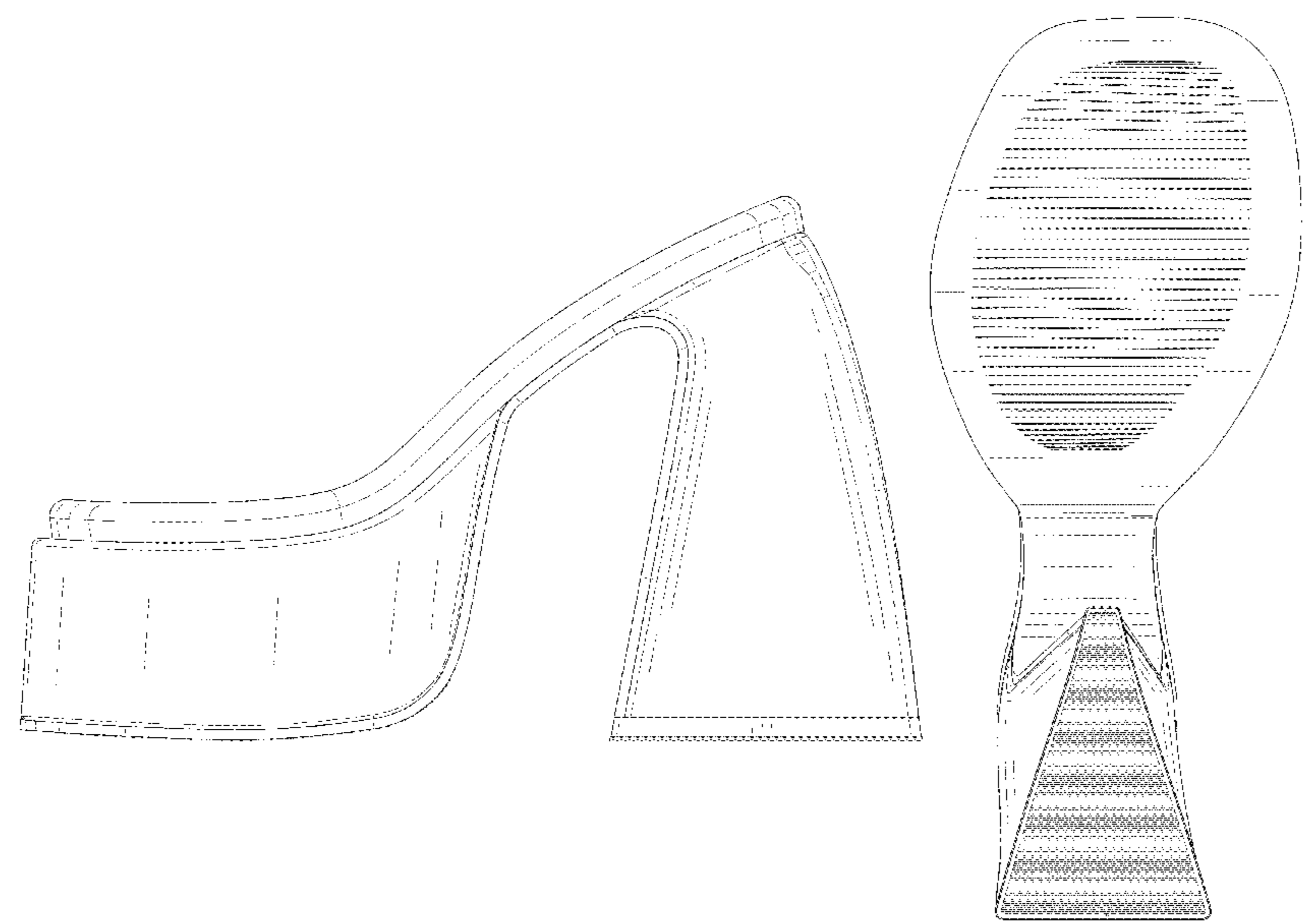
D216,663 S * 3/1970 Barberesi D2/965
D216,665 S * 3/1970 Barberesi D2/965
D252,421 S * 7/1979 Meeter D2/950
D252,837 S * 9/1979 Cole D2/950
D255,843 S * 7/1980 Goldman D2/950
D262,329 S * 12/1981 Mazabras D2/965
D265,691 S * 8/1982 Famolare, Jr. D2/950
D387,192 S * 12/1997 Srourian D2/947
D452,771 S 1/2002 Jacobs
D452,772 S 1/2002 Jacobs
D498,573 S * 11/2004 Hardy D2/932
D563,638 S * 3/2008 Guers-Neyrud D2/966
D582,637 S * 12/2008 Guers-Neyraud D2/939
D605,840 S * 12/2009 Schwartz D2/966
D647,370 S * 10/2011 van Dijk A43B 13/34
D11/150
D654,673 S * 2/2012 McClaskie D2/951
(Continued)

Primary Examiner — T Chase Nelson
(74) *Attorney, Agent, or Firm* — Justin Lampel

(57) **CLAIM**
The ornamental design for the pair of shoes, as shown and described.

DESCRIPTION
FIG. 1 is a front, right and top perspective view of a pair of shoes, showing my design for a right foot.
FIG. 2 is a rear, right and bottom perspective view thereof.
FIG. 3 is a front elevation view thereof.
FIG. 4 is a rear elevation view thereof.
FIG. 5 is a left side elevation view thereof.
FIG. 6 is a right side elevation view thereof.
FIG. 7 is a top plan view thereof; and,
FIG. 8 is a bottom plan view thereof.
The shoe for the left foot is a mirror image of the shoe for the right foot as shown in FIGS. 1 to 8.
The broken lines shown in the drawings are included for the purpose of illustrating portions of the pair of shoes that form no part of the claimed design.

1 Claim, 8 Drawing Sheets



(56)

References Cited

U.S. PATENT DOCUMENTS

D654,676	S	*	2/2012	McClaskie	D2/951
D655,492	S	*	3/2012	Choi	D2/971
D655,900	S	*	3/2012	McClaskie	D2/951
D659,962	S	*	5/2012	Vazquez	D2/949
D661,070	S	*	6/2012	Della Valle	D2/935
D671,303	S	*	11/2012	McClaskie	D2/951
D681,320	S	*	5/2013	Della Valle	D2/954
D686,810	S	*	7/2013	Weitzman	D2/947
D686,811	S	*	7/2013	Weitzman	D2/947
D691,361	S	*	10/2013	Della Valle	D2/951
D691,786	S	*	10/2013	Weitzman	D2/947
D692,221	S	*	10/2013	Weitzman	D2/947
D724,303	S	*	3/2015	Manasra	D2/966
D728,917	S	*	5/2015	Spring	D2/971
D756,086	S	*	5/2016	Bartel	D2/947
D840,655	S	*	2/2019	Castillo	D2/965
D846,247	S	*	4/2019	Kirkwood	D2/954
D914,344	S	*	3/2021	Andrew	D2/965
D943,251	S	*	2/2022	Sterling	D2/898
D948,179	S	*	4/2022	Vaccarello	D2/929
D950,207	S	*	5/2022	Gavrieli	D2/939
D953,708	S	*	6/2022	Gorden	D2/966
D970,858	S	*	11/2022	Pu	D2/965
D972,827	S	*	12/2022	Neroni	D2/965
D973,320	S	*	12/2022	Gorden	D2/966

* cited by examiner

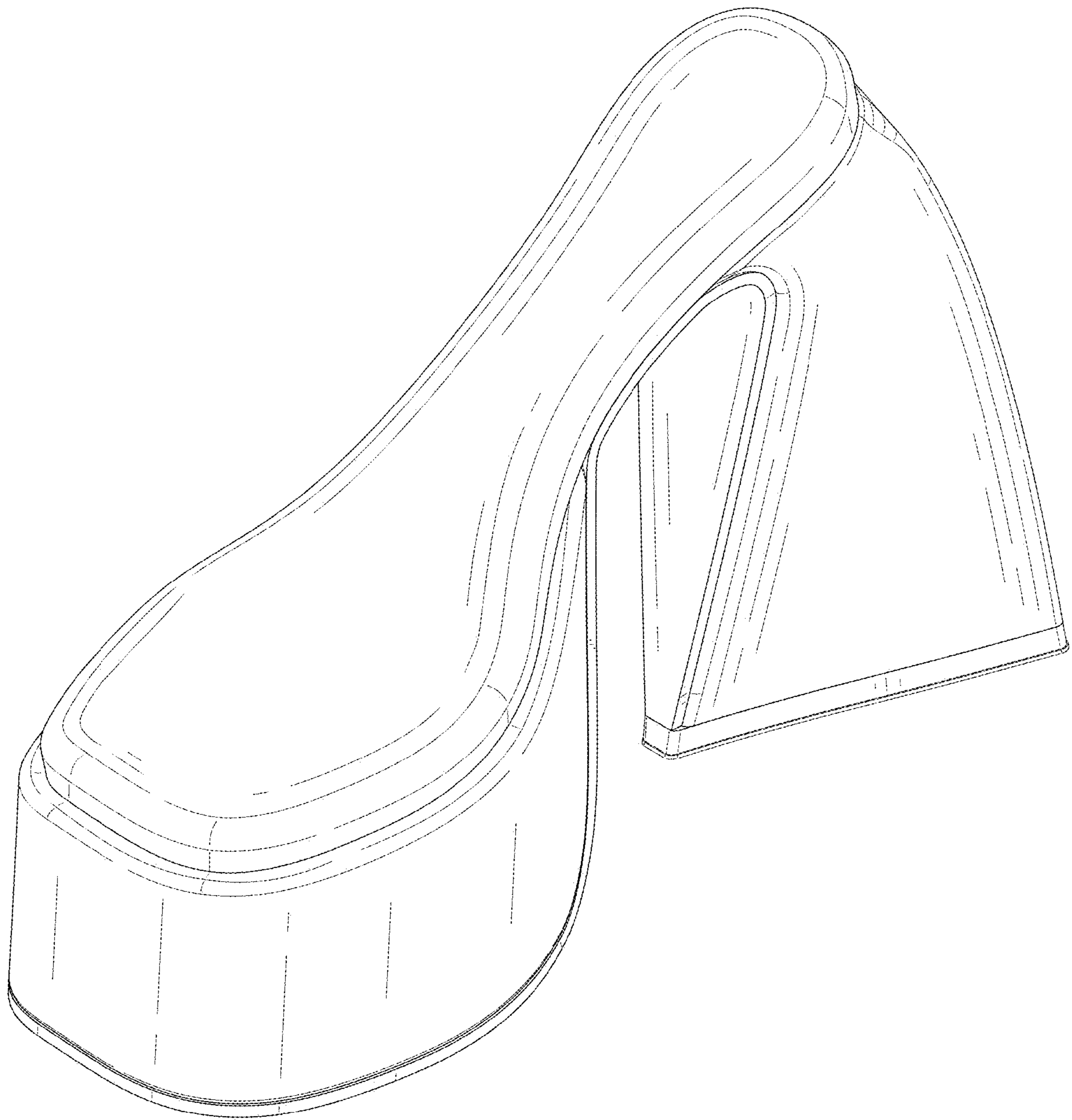


FIG. 1

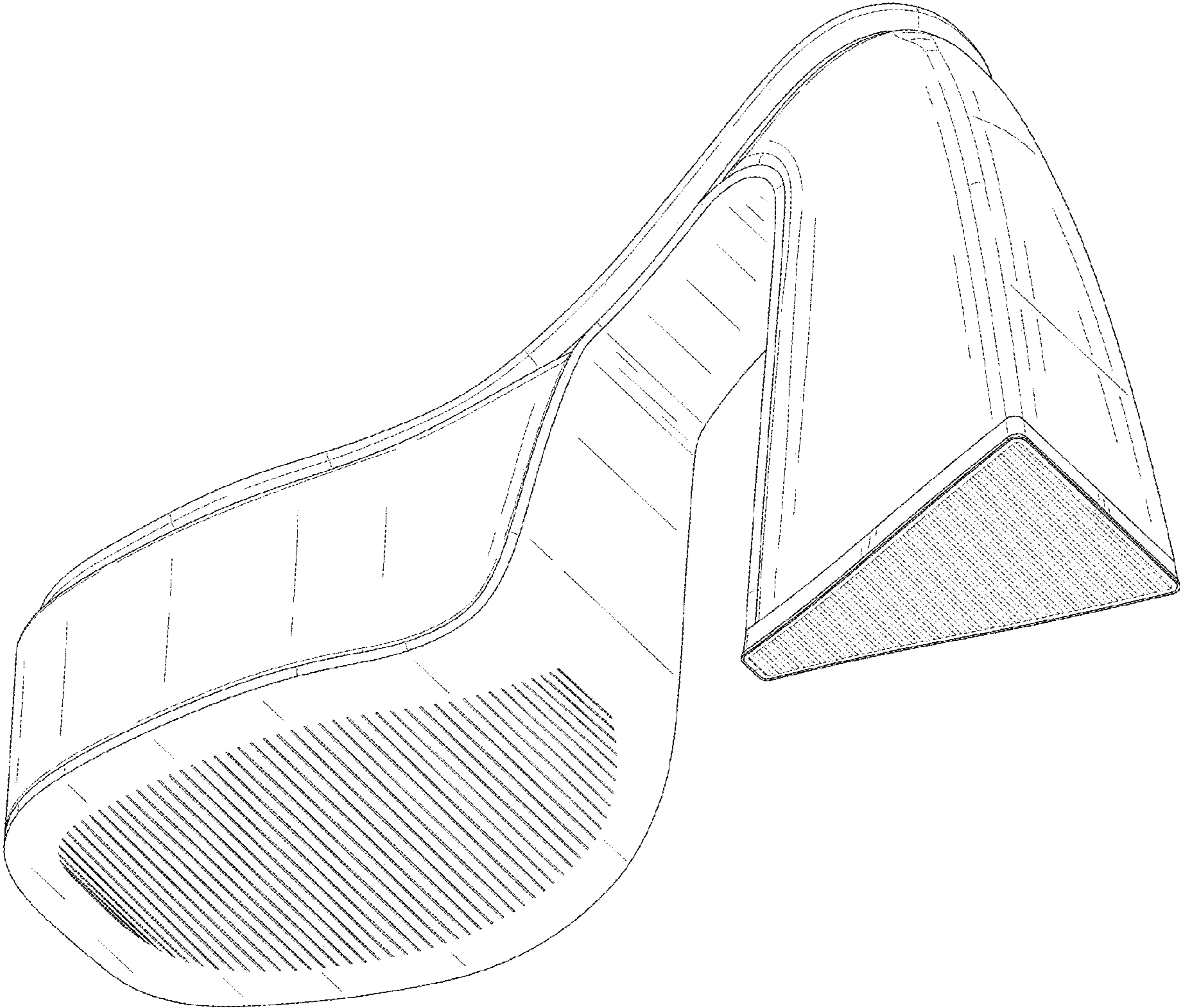


FIG. 2

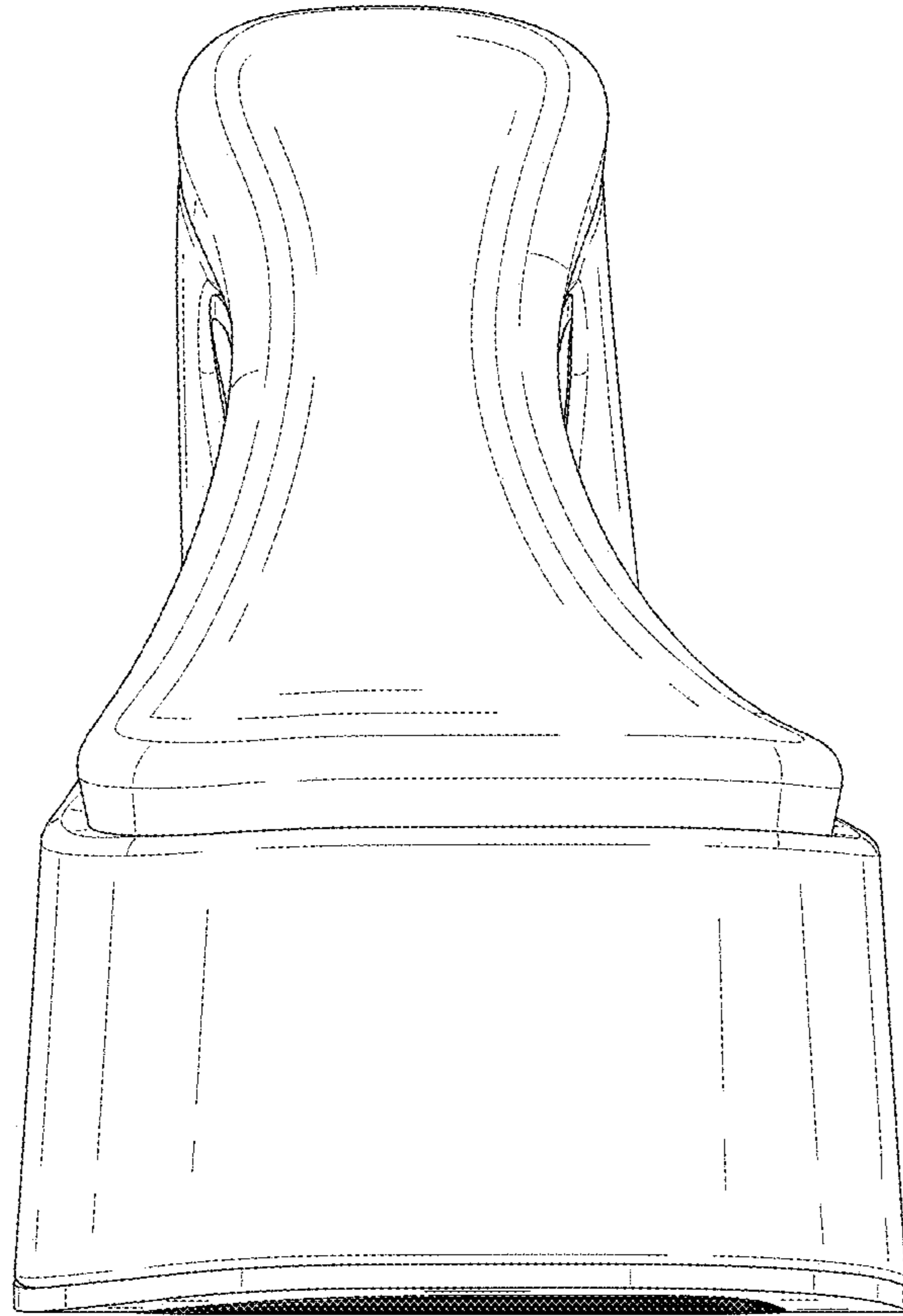


FIG. 3

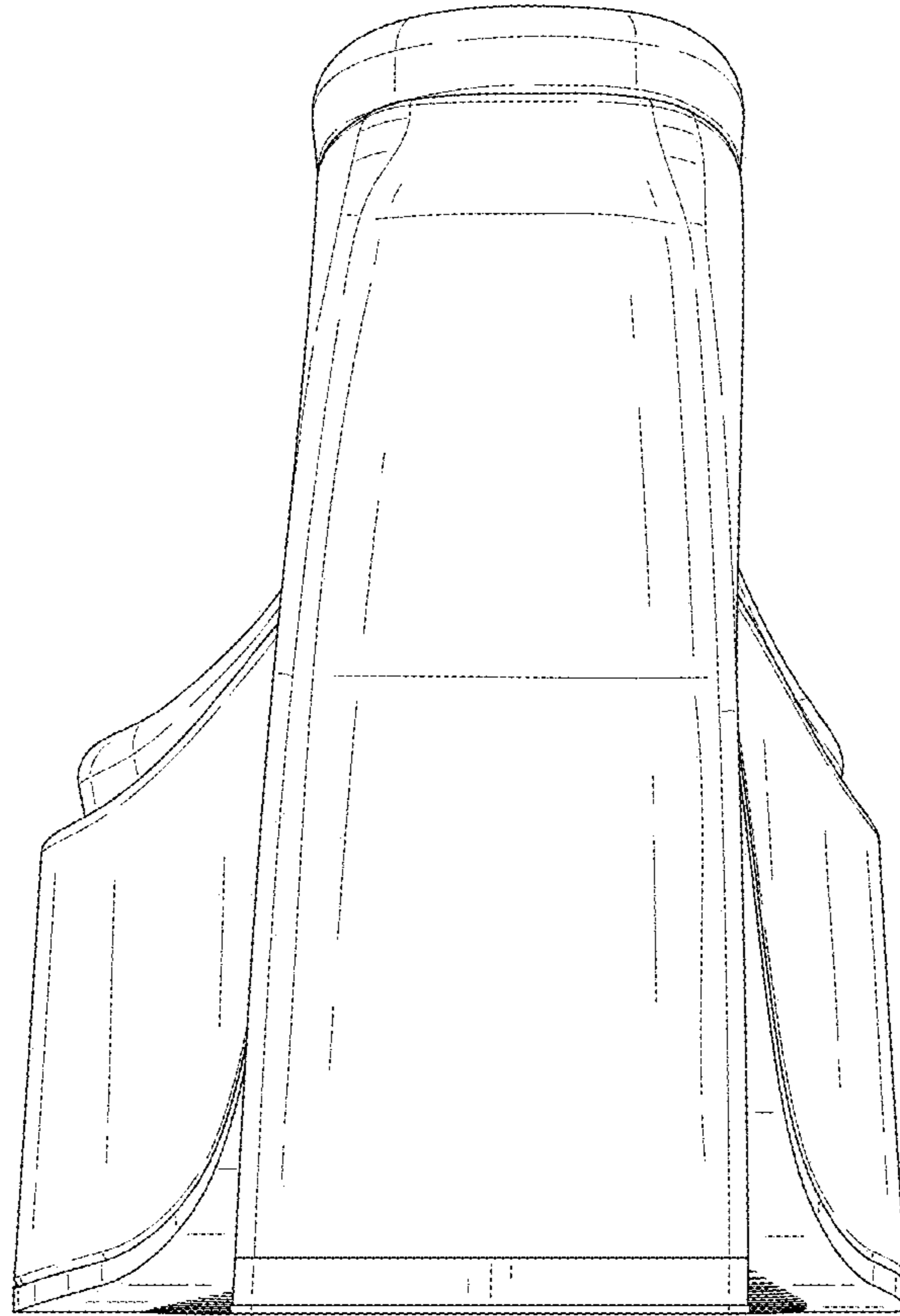


FIG.4

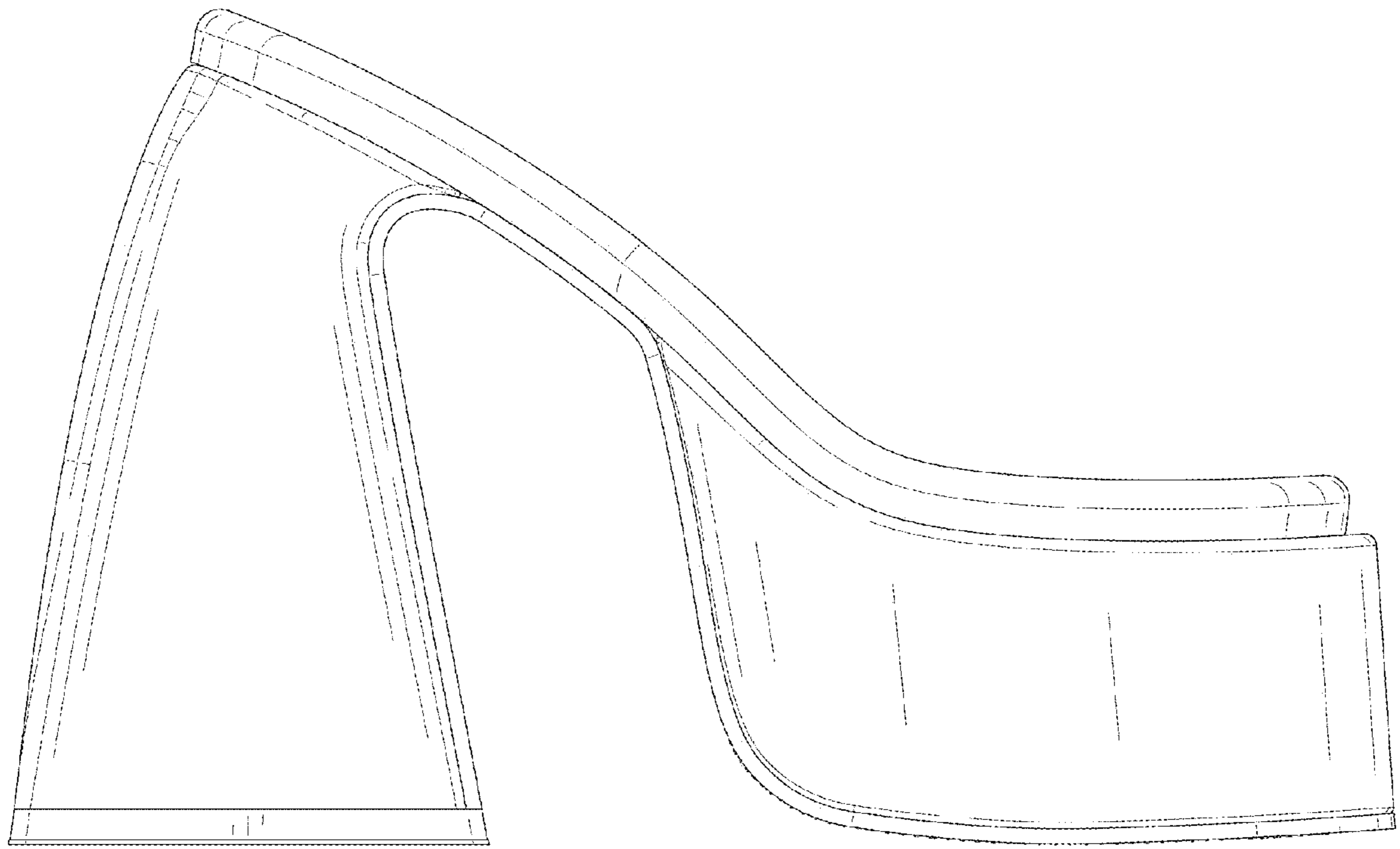


FIG. 5

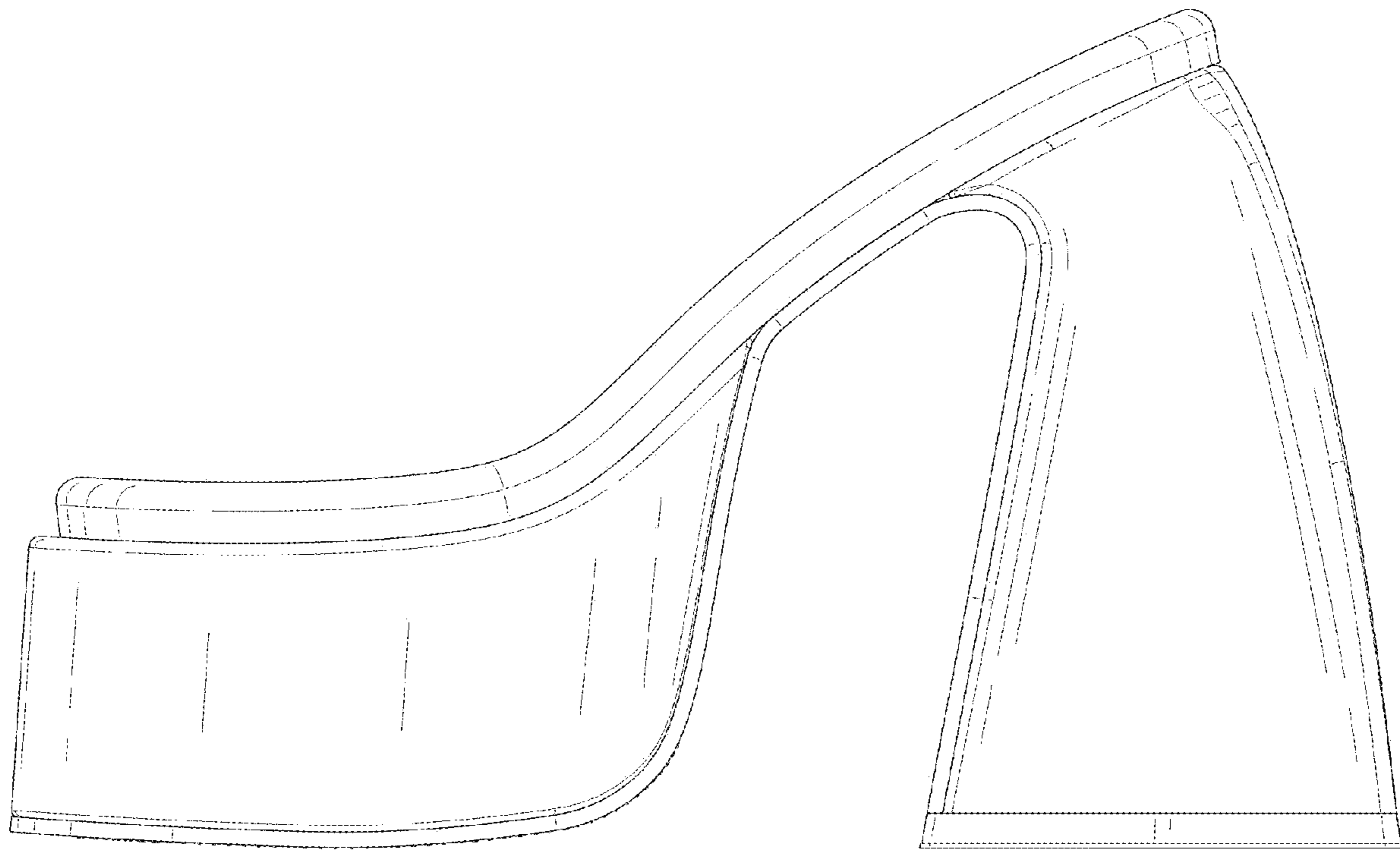


FIG.6

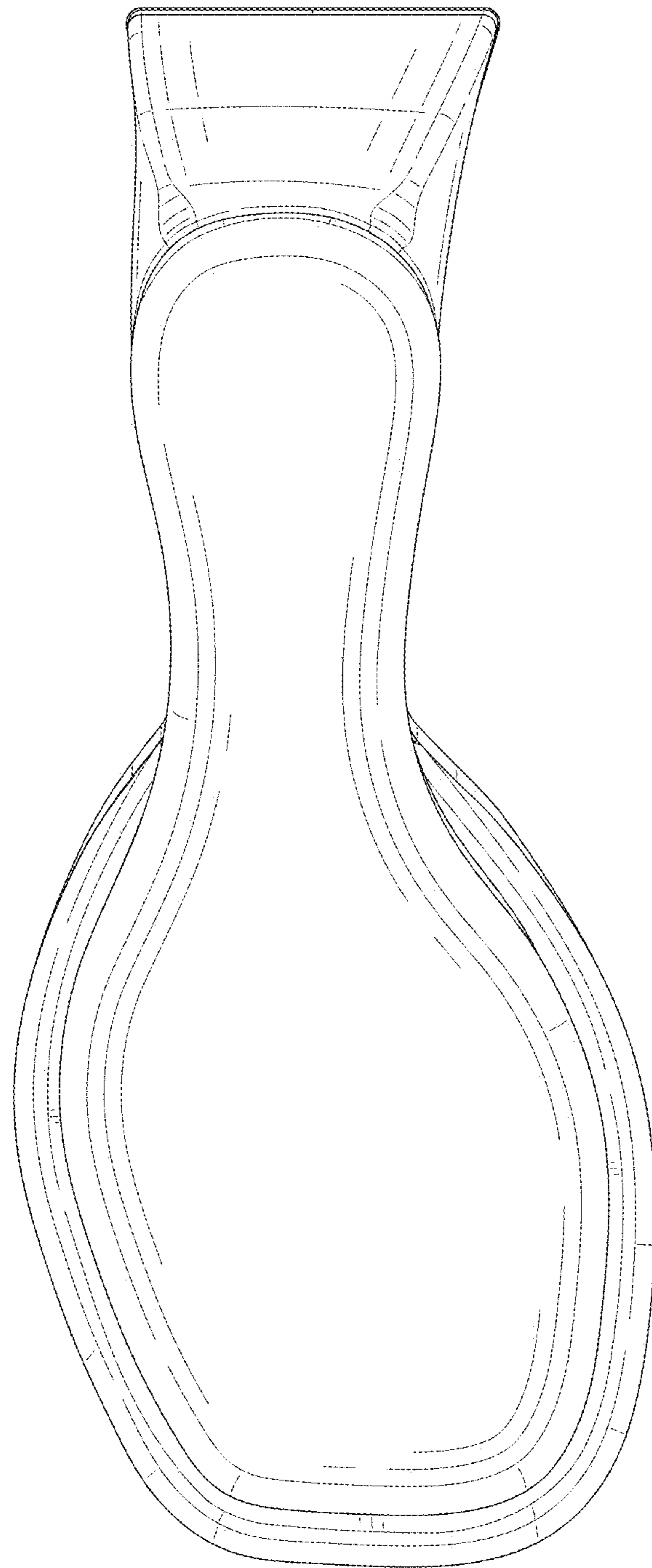


FIG. 7

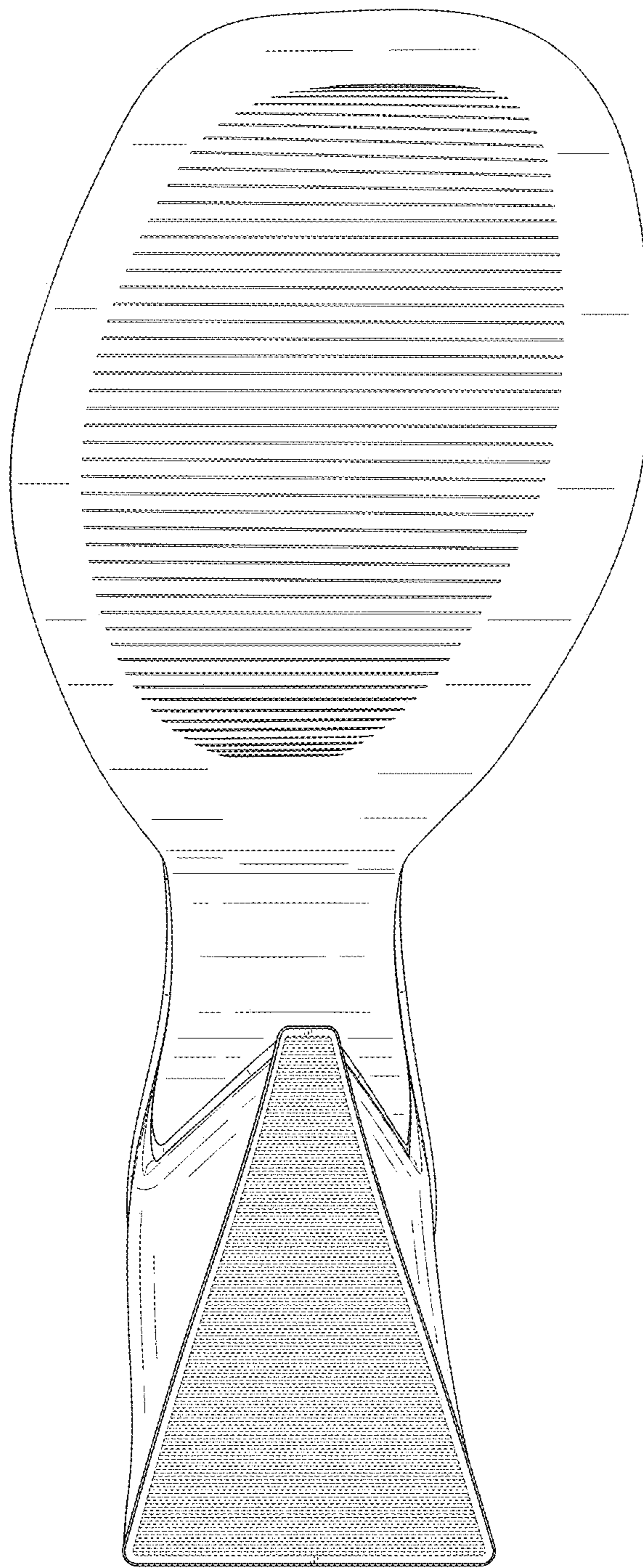


FIG. 8