



US00D980583S

(12) **United States Design Patent** (10) **Patent No.:** **US D980,583 S**
Li (45) **Date of Patent:** **** Mar. 14, 2023**

(54) **LED MASK**

(71) Applicant: **Zhongfa Li, Ji'an (CN)**

(72) Inventor: **Zhongfa Li, Ji'an (CN)**

(73) Assignee: **Zhongfa Li, Ji'an (CN)**

(**) Term: **15 Years**

(21) Appl. No.: **29/851,530**

(22) Filed: **Aug. 30, 2022**

(51) **LOC (14) Cl.** **02-02**

(52) **U.S. Cl.**
USPC **D2/741; D21/660**

(58) **Field of Classification Search**
USPC **D2/741**
CPC **A41G 7/00**
See application file for complete search history.

(56) **References Cited**

U.S. PATENT DOCUMENTS

D365,859 S *	1/1996	Choi	D21/660
D888,344 S *	6/2020	Zhou	D29/108
D894,495 S *	8/2020	Xie	D29/108
D901,029 S *	11/2020	Song	D24/209
D953,698 S *	6/2022	Zhou	D21/660
D959,058 S	7/2022	Chen		
D968,030 S *	10/2022	Li	D21/660
D970,124 S *	11/2022	Taboada	D29/108

OTHER PUBLICATIONS

LED Purge Mask,, posted NA [online], (retrieved Dec. 6, 2022).

Retrieved from the internet, https://www.u-buy.us/product/3W9D9ZVMK-led-purge-mask-halloween-mask-led-mask-purge-halloween-light-up-for-halloween-costume-cosplay-party-halloween-glowing-mask-g?utm_source=website&utm_medium=%E2%80%A6 (Year: NA).*
OPP P&o V for Vendetta Mask Guy Fawkes, posted Aug. 12, 2013 [online], (retrieved Dec. 6, 2022).Retrieved from the internet, <https://www.amazon.com/Vendetta-Fawkes-Halloween-Masquerade-Protest/dp/B00EHFI8U8> (Year: 2013).*
Stegosaurus Halloween Purge Mask, posted May 12, 2021 [online], (retrieved Dec. 6, 2022).Retrieved from the internet, <https://www.amazon.com/Halloween-Purge-Light-Festival-colors/dp/B094PYZL13> (Year: 2021).*

* cited by examiner

Primary Examiner — Kevin K Rudzinski

Assistant Examiner — J. Thorn, Sr.

(74) *Attorney, Agent, or Firm* — Nitin Kaushik

(57) **CLAIM**

The ornamental design for an LED mask, as shown and described.

DESCRIPTION

FIG. 1 is a front, bottom and right side perspective view of an LED mask, show my new design;
FIG. 2 is a front view thereof;
FIG. 3 is a rear view thereof;
FIG. 4 is a left side view thereof;
FIG. 5 is a right side view thereof;
FIG. 6 is a top view thereof; and,
FIG. 7 is a bottom view thereof.

1 Claim, 7 Drawing Sheets

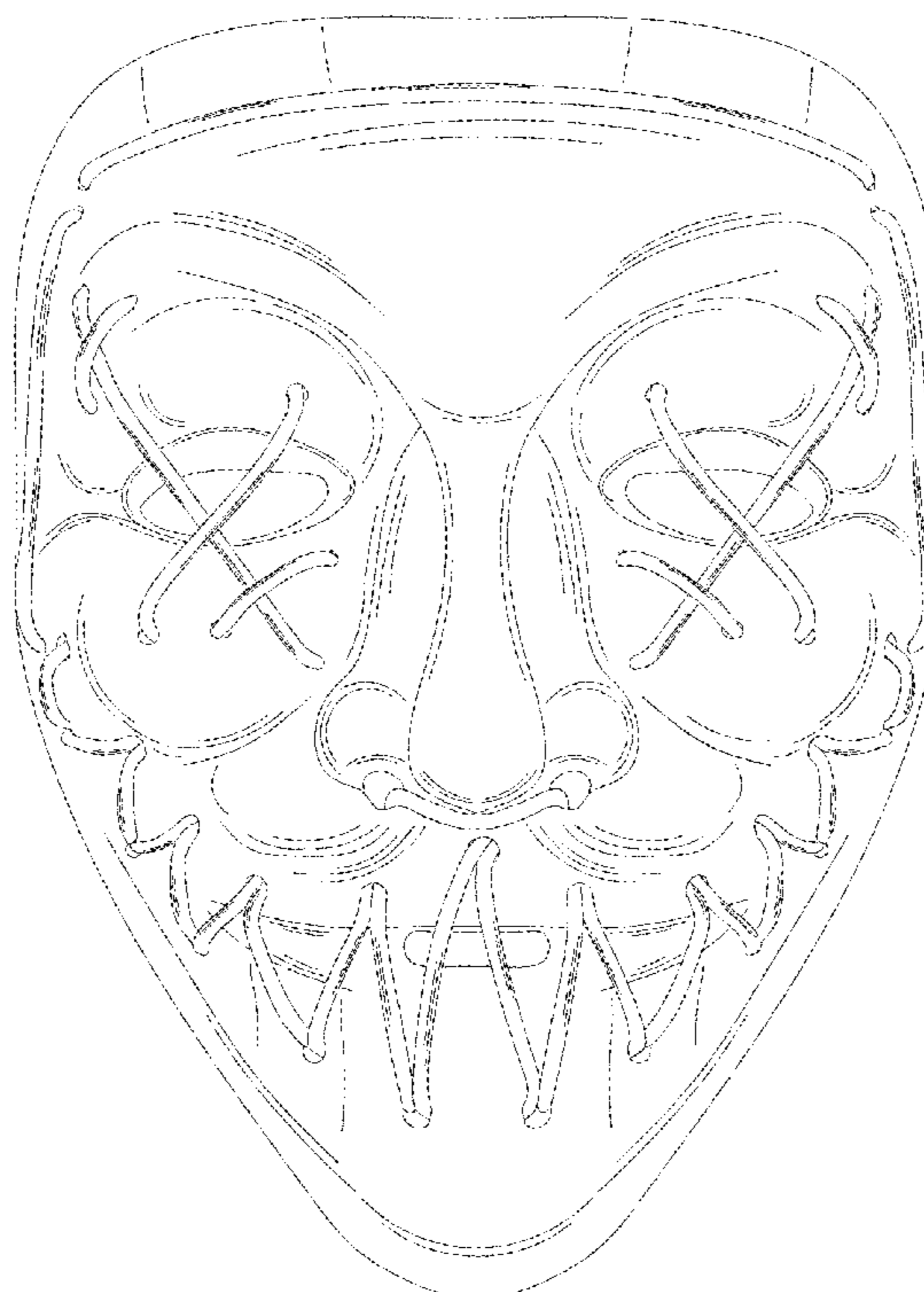




FIG. 1




FIG. 2



FIG. 3

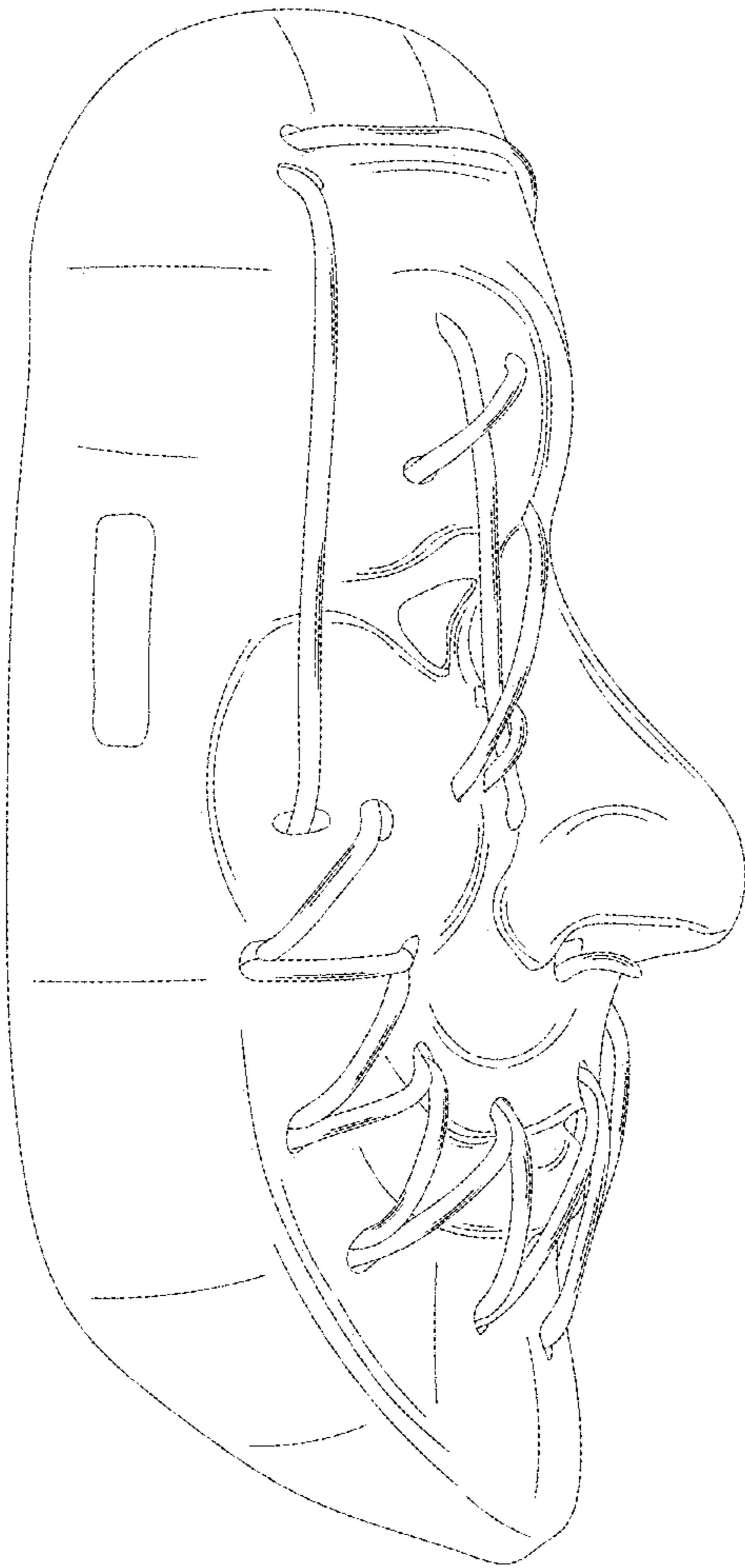


FIG. 4

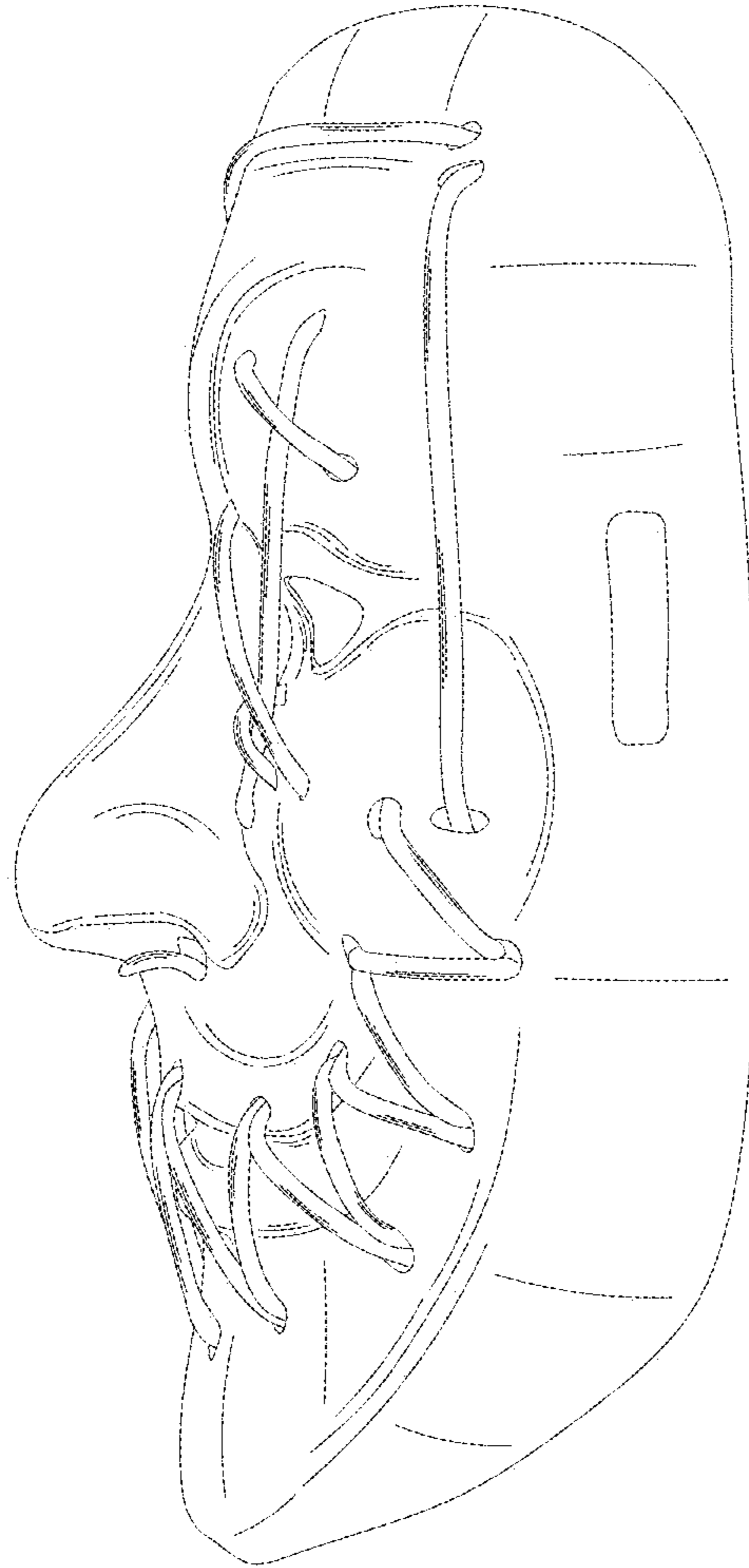


FIG. 5

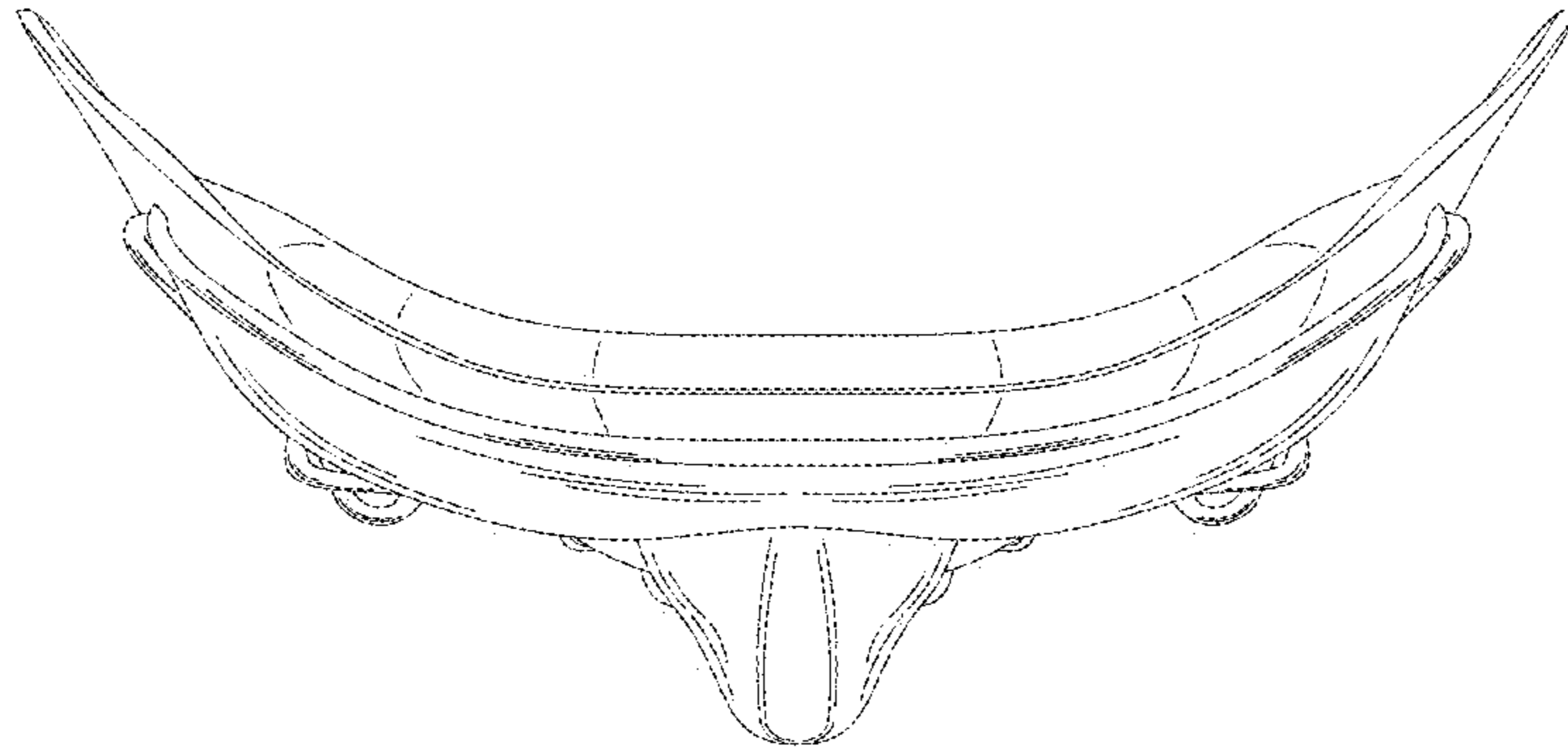


FIG. 6

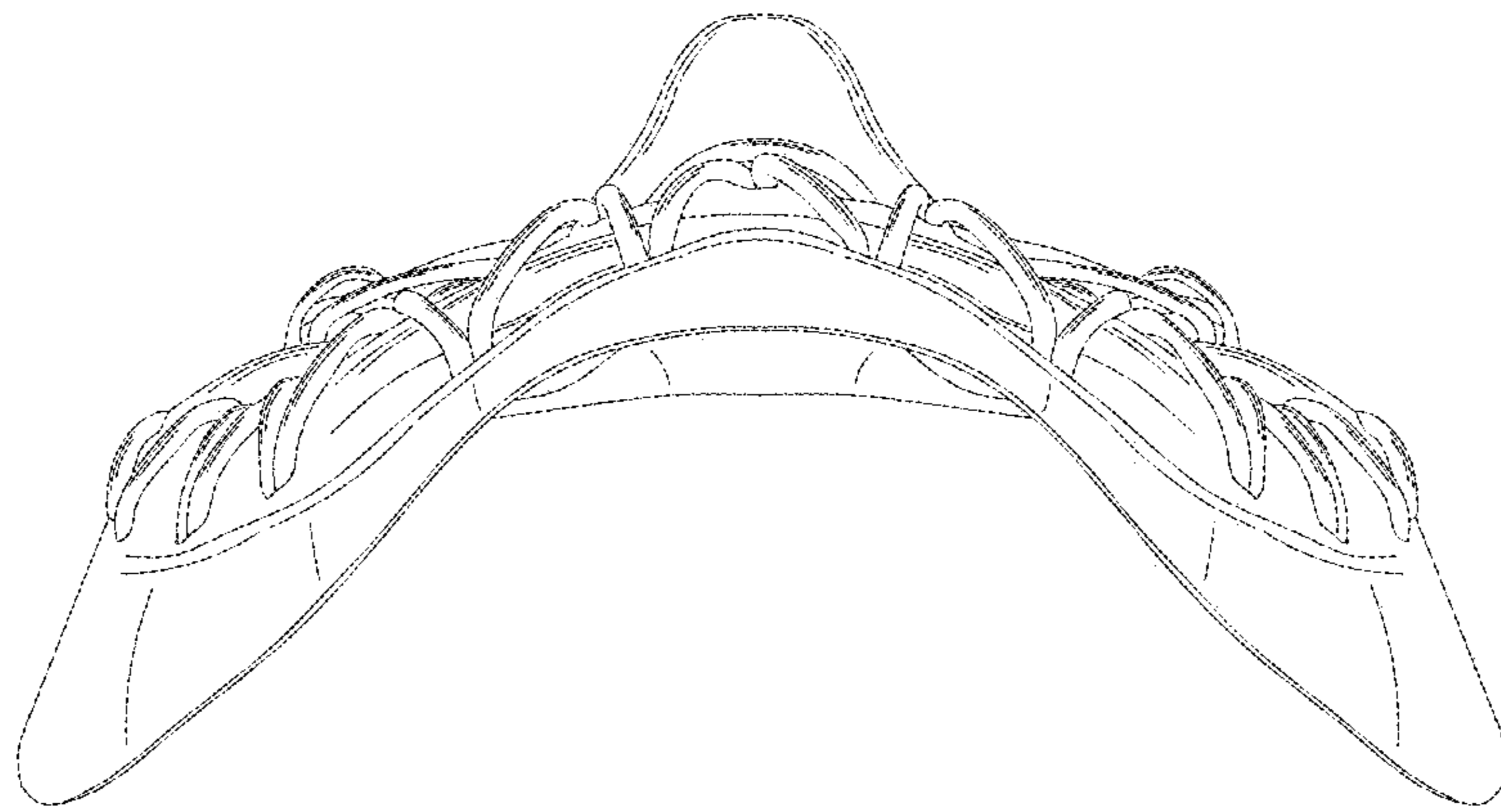


FIG. 7