



US00D980566S

(12) **United States Design Patent**
Zeng

(10) **Patent No.:** **US D980,566 S**
(45) **Date of Patent:** **** Mar. 7, 2023**

- (54) **LEAF SKIMMER NET**
- (71) Applicant: **Shenzhen Xincheng Innovation Technology Co., Ltd., Shenzhen (CN)**
- (72) Inventor: **Youmeng Zeng, Shenzhen (CN)**
- (**) Term: **15 Years**
- (21) Appl. No.: **29/858,151**
- (22) Filed: **Oct. 28, 2022**
- (51) **LOC (14) Cl.** **07-05**
- (52) **U.S. Cl.**
USPC **D32/35**
- (58) **Field of Classification Search**
USPC D32/35, 40, 42; D22/135
CPC E04H 4/14; E04H 4/1609; A01K 77/00;
A63B 49/00; A63B 49/02
See application file for complete search history.

D884,118 S 5/2020 Xu et al.
D884,826 S * 5/2020 Xu D22/135
D901,618 S 11/2020 Xu et al.
10,995,508 B2 * 5/2021 Newville E04H 4/1609
(Continued)

FOREIGN PATENT DOCUMENTS

CA 129706 * 4/2010

OTHER PUBLICATIONS

Pool Leaf Skimmer Net with Ultra Fine Mesh Basket (on-line), dated Sep. 20, 2020. Retrieved from Internet Jan. 20, 2023, URL: <https://usartsupply.com/products/usp-ls-635> (2 pages) (Year: 2020).*

Primary Examiner — Kimberly Barnes
(74) *Attorney, Agent, or Firm* — Daniel M. Cohn; Howard M. Cohn

(57) **CLAIM**

The ornamental design for a leaf skimmer net, as shown and described.

DESCRIPTION

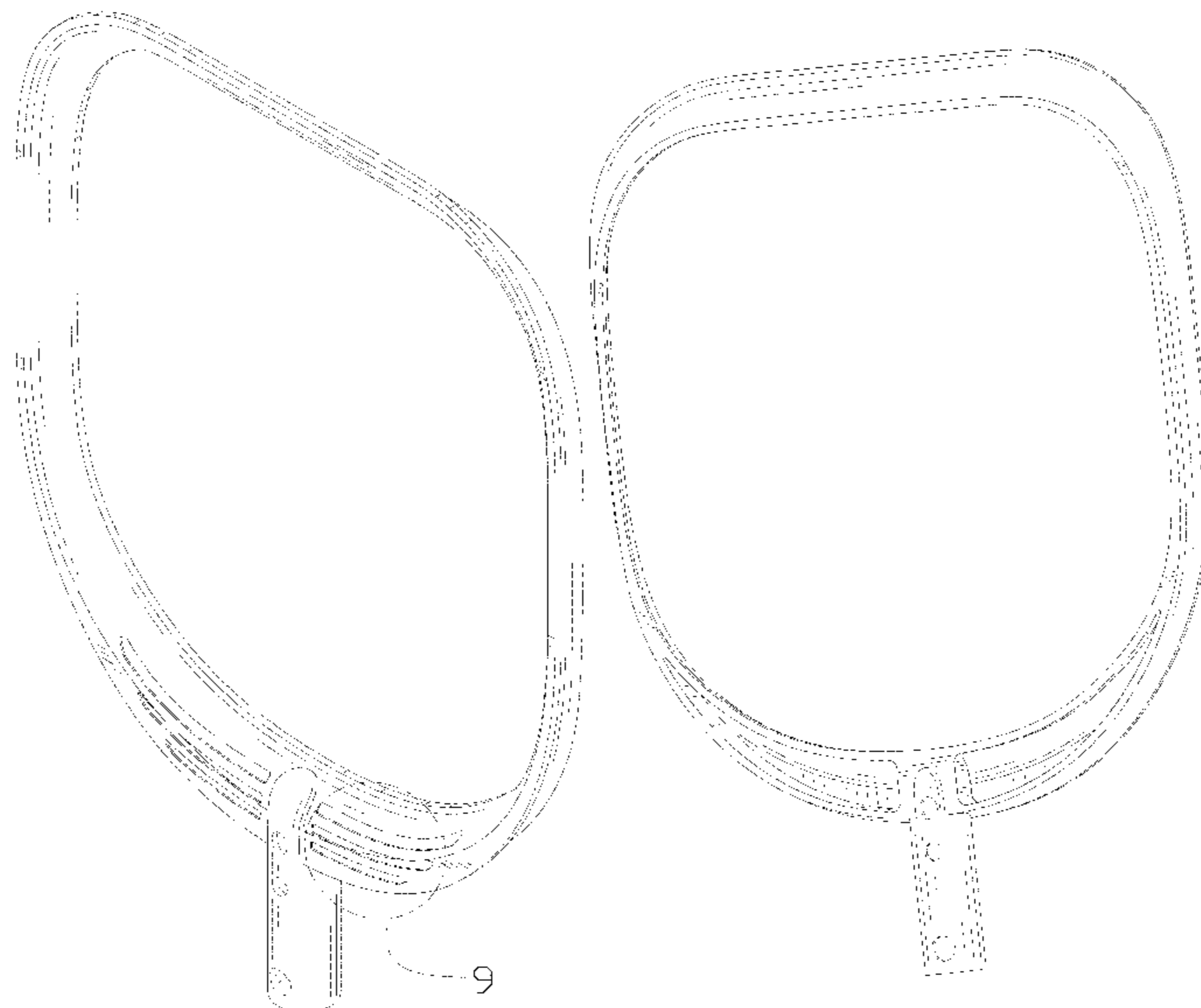
FIG. 1 is a perspective view of a leaf skimmer net showing my new design;
FIG. 2 is another perspective view thereof;
FIG. 3 is a front elevational view thereof;
FIG. 4 is a rear elevational view thereof;
FIG. 5 is a left side elevational view thereof;
FIG. 6 is a right side elevational view thereof;
FIG. 7 is a top plan view thereof;
FIG. 8 is a bottom plan view thereof; and,
FIG. 9 is an enlarged view of portion 9 shown in FIG. 1.
The dash-dash broken lines in the drawings depict portions of the leaf skimmer net that form no part of the claimed design. The dot-dash broken lines represent boundaries of the enlarged portions and form no part of the claimed design.

1 Claim, 9 Drawing Sheets

(56) **References Cited**

U.S. PATENT DOCUMENTS

- 2,706,664 A * 4/1955 Conrad F16B 7/04
403/361
- 3,220,037 A * 11/1965 Ruhling E04H 4/1609
15/236.01
- 4,225,437 A * 9/1980 Woodard E04H 4/1609
210/407
- RE31,419 E * 10/1983 Frolow A63B 49/02
473/522
- 5,913,740 A * 6/1999 Miklos A63B 49/02
473/520
- D488,602 S * 4/2004 Pecci D32/35
- D628,350 S * 11/2010 Rossano D32/35
- D638,182 S * 5/2011 Rossano D32/35
- 9,034,181 B1 * 5/2015 Robinson E04H 4/16
210/167.19
- 9,801,436 B2 * 10/2017 Blood A45B 3/00
- D827,238 S * 8/2018 Larouche D32/35
- 10,188,200 B1 * 1/2019 Hetzner A46B 9/10
- D855,148 S * 7/2019 Xu D22/135
- D868,206 S * 11/2019 Carrière D23/209



(56)

References Cited

U.S. PATENT DOCUMENTS

11,174,652 B1 * 11/2021 Gross E04H 4/1609
D938,119 S * 12/2021 Lapalme D32/35
2017/0049085 A1 * 2/2017 Williford A01K 75/02
2018/0223555 A1 * 8/2018 Rogers A46B 7/044
2021/0007337 A1 * 1/2021 He A01K 77/00

* cited by examiner

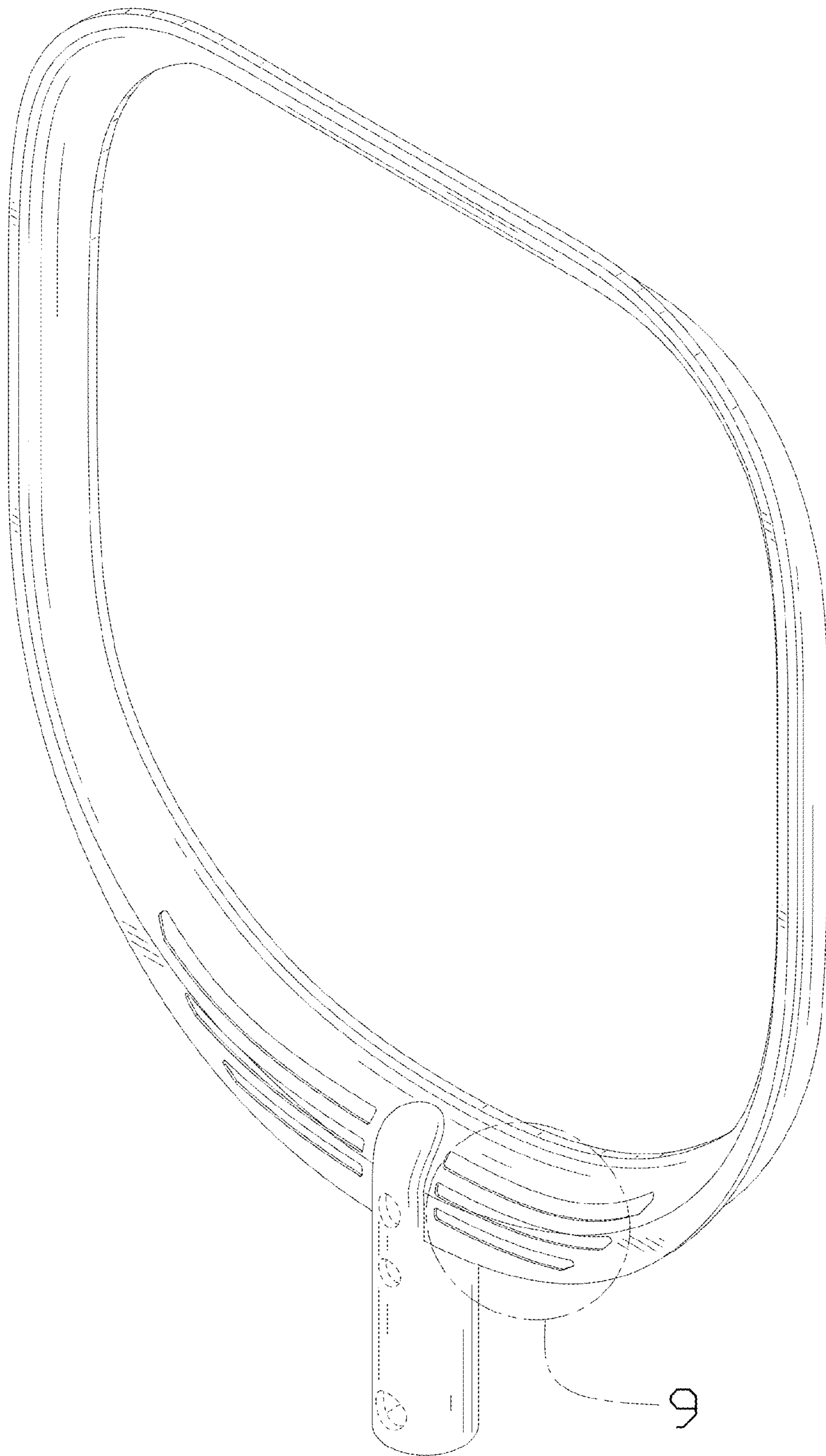


FIG. 1

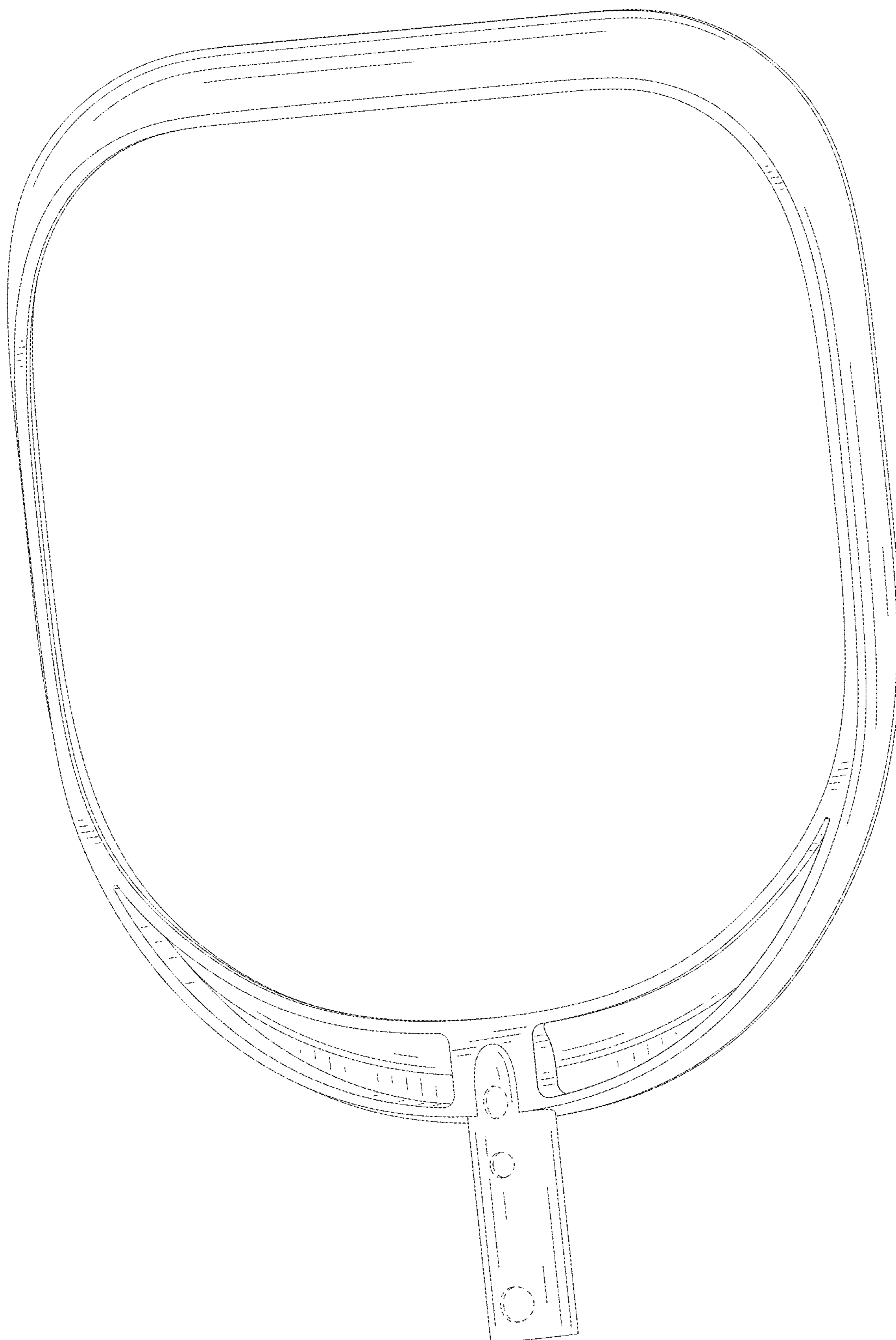


FIG. 2

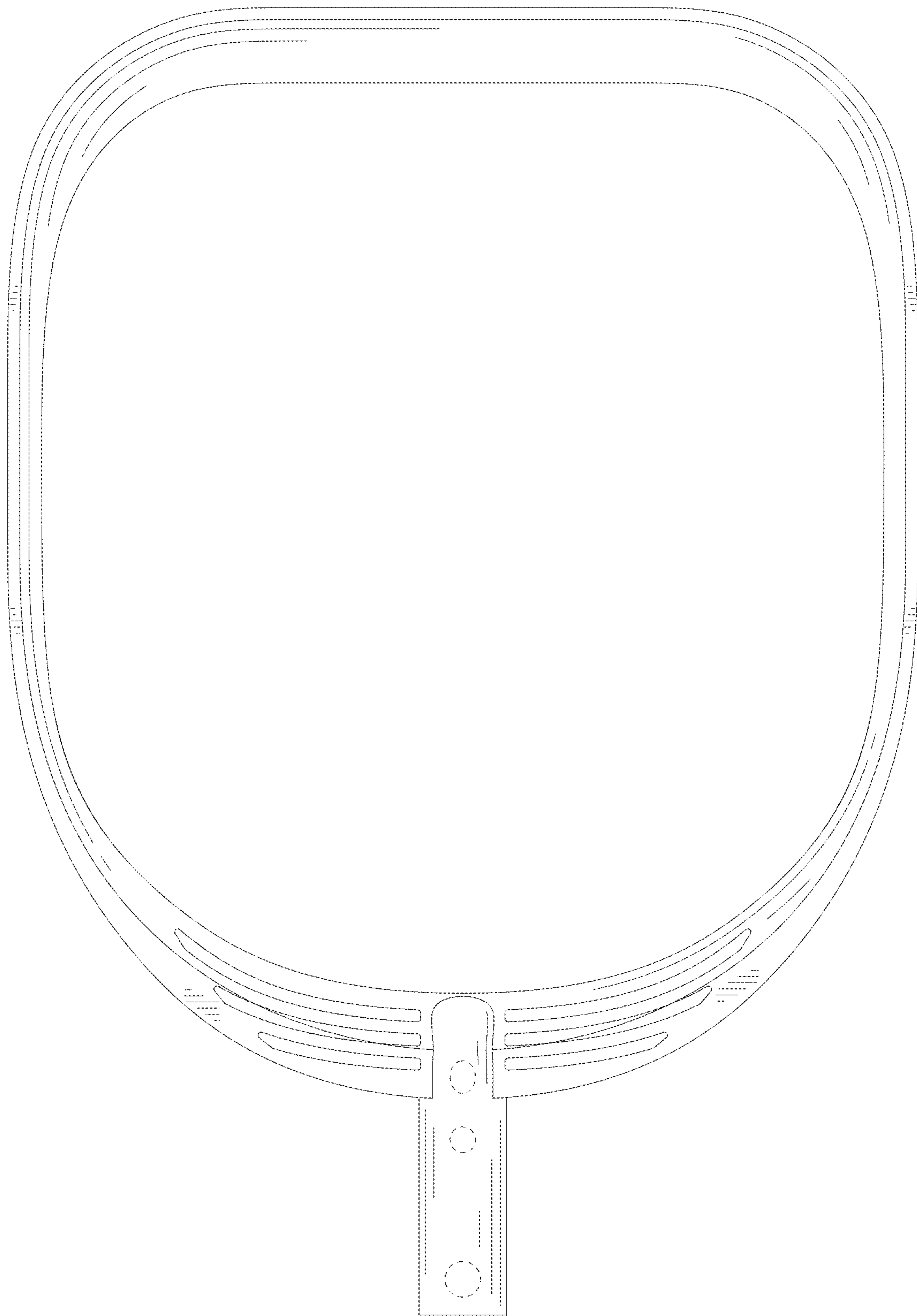


FIG. 3




FIG. 4

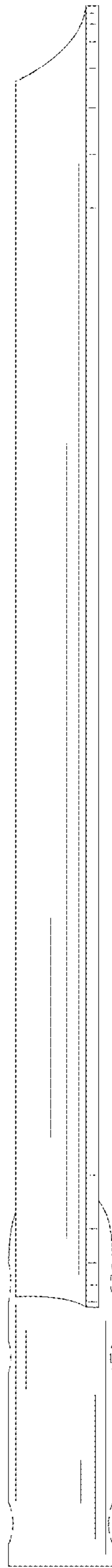


FIG. 5

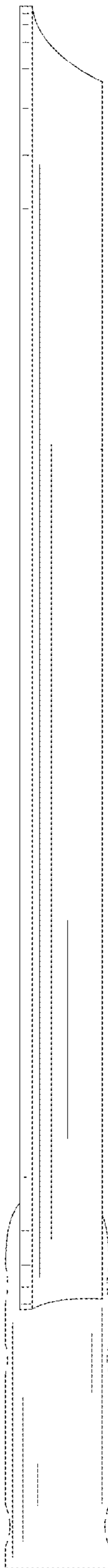


FIG. 6

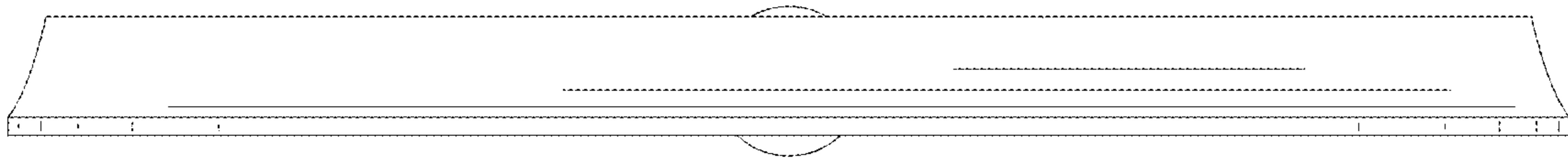


FIG. 7

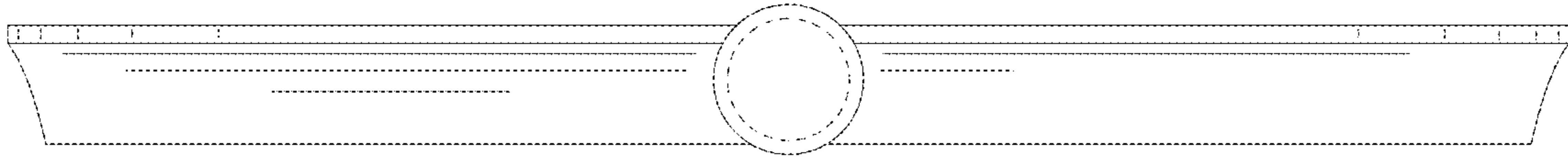


FIG. 8

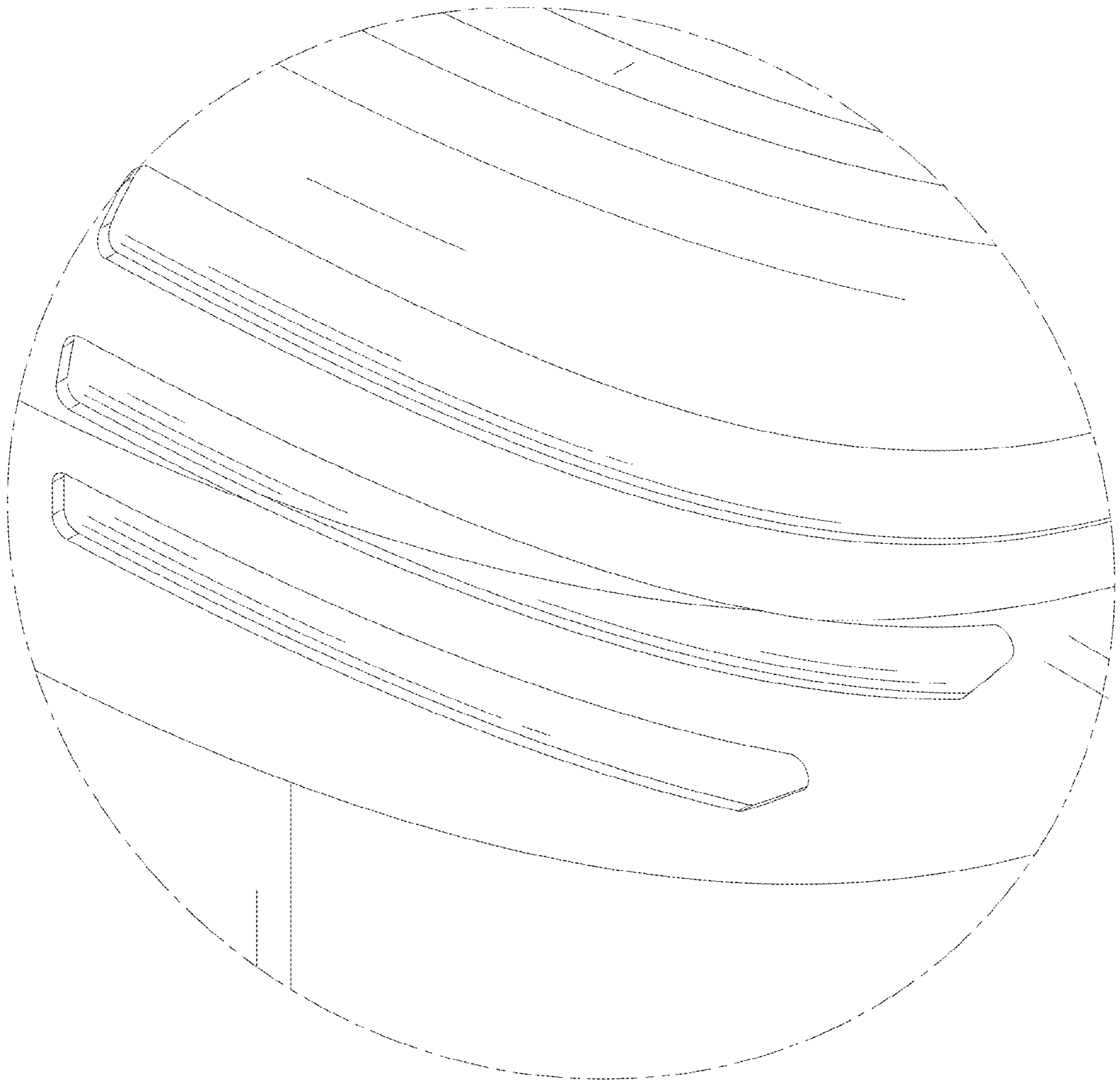


FIG. 9