



US00D980553S

(12) **United States Design Patent**  
**Cao**

(10) **Patent No.:** **US D980,553 S**  
(45) **Date of Patent:** **\*\* Mar. 7, 2023**

(54) **PET HAIR LINT REMOVER**  
(71) Applicant: **SHENZHEN JIANFENG DECORATION DESIGN ENGINEERING CO., LTD**, Shenzhen (CN)  
(72) Inventor: **Shan Cao**, Shenzhen (CN)  
(73) Assignee: **SHENZHEN JIANFENG DECORATION DESIGN ENGINEERING CO., LTD**, Shenzhen (CN)

D266,112 S \* 9/1982 Culp ..... 119/625  
6,141,821 A \* 11/2000 Chin ..... B05C 17/023  
D4/122  
D889,851 S \* 7/2020 Lei ..... D4/118  
D890,531 S 7/2020 Quan  
D898,302 S 10/2020 Zhang  
D899,713 S \* 10/2020 Lu ..... D30/158  
D968,045 S \* 10/2022 Chen ..... D4/118  
D971,615 S \* 12/2022 Wang ..... D4/118

(Continued)

(\*\*) Term: **15 Years**  
(21) Appl. No.: **29/829,116**  
(22) Filed: **Mar. 3, 2022**  
(51) **LOC (14) Cl.** ..... **30-10**  
(52) **U.S. Cl.**  
USPC ..... **D30/159; D4/118**  
(58) **Field of Classification Search**  
USPC ..... 119/174, 497, 712, 714, 725, 814, 816, 119/821, 836, 850, 855, 856, 857, 863, 119/864, 865; D29/101.1, 101.3, 101.4, D29/101.5; D30/144, 145, 151, 152, 153, D30/154, 158, 159, 199; D24/190; D8/5, 52, 53; D28/56, 57, 58, 59, 60; D4/117, 118; D32/52, 72  
CPC ..... A01K 1/0263; A01K 15/00; A01K 13/00; A01K 13/001; A01K 13/006; A01K 15/04; A01K 15/02; A01K 27/002; A01K 27/001; A45D 29/02; A46B 5/02; A46B 5/021; A46B 5/023; A46B 5/025; A46B 5/026; B08B 1/00; B08B 1/002  
See application file for complete search history.

**OTHER PUBLICATIONS**

Lint Portable Remover, bfuee. Bfuee, amazon.com (online) 11 pages. Posted May 19, 2021. [Retrieved Nov. 10, 2022] <https://a.co/d/8lnoAsW> (Year: 2021).\*

(Continued)

*Primary Examiner* — Kathleen L Jones  
*Assistant Examiner* — Cole Sanders Holman

(57) **CLAIM**

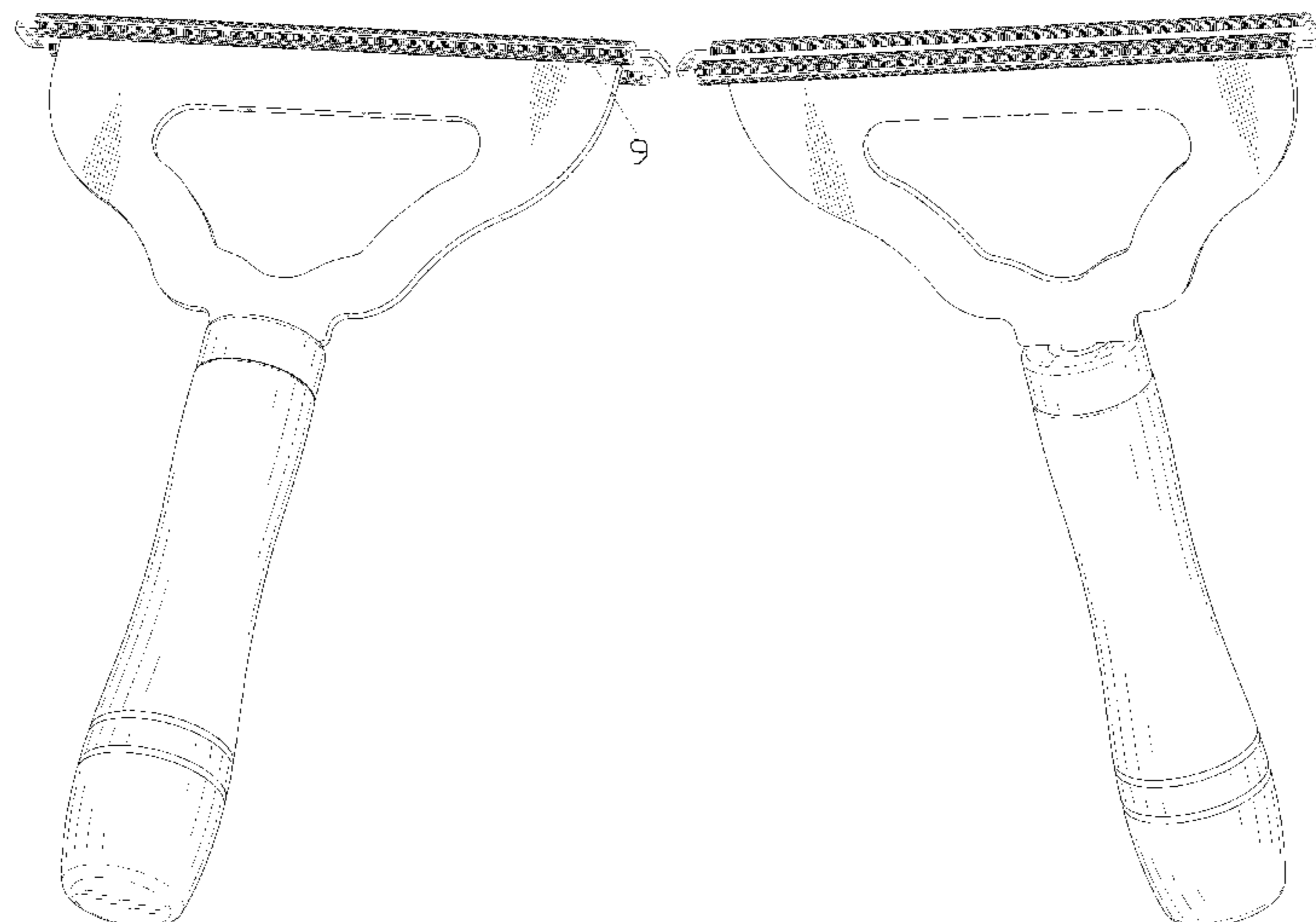
The ornamental design for a pet hair lint remover, as shown and described.

**DESCRIPTION**

FIG. 1 is a perspective view of a pet hair lint remover showing my new design;  
FIG. 2 is another perspective view thereof;  
FIG. 3 is a front elevational view thereof;  
FIG. 4 is a rear elevational view thereof;  
FIG. 5 is a left side elevational view thereof;  
FIG. 6 is a right side elevational view thereof;  
FIG. 7 is a top plan view thereof;  
FIG. 8 is a bottom plan view thereof; and,  
FIG. 9 is an enlarged view of portion 9 shown in FIG. 1. The dot-dash broken lines represent the boundary of the enlarged portion and form no part of the claimed design.

**1 Claim, 9 Drawing Sheets**

(56) **References Cited**  
U.S. PATENT DOCUMENTS  
2,151,056 A \* 3/1939 Stone ..... A01K 13/002  
119/632  
D218,445 S \* 8/1970 Lovvorn ..... D30/159



(56)

**References Cited**

U.S. PATENT DOCUMENTS

2012/0304938 A1\* 12/2012 Wang ..... A01K 13/002  
29/428

OTHER PUBLICATIONS

Manual Portable Fabric Shaver. Hold a Star, amazon.com (online)  
14 pages. Posted Dec. 31, 2021. [Retrieved Nov. 10, 2022] <https://a.co/d/ayGLFau> (Year: 2021).\*

Fun Land Pet Hair Remover. Fun Land, amazon.com (online) 8  
pages. Posted Nov. 16, 2021. [Retrieved Nov. 10, 2022] <https://a.co/d/doyg6MW> (Year: 2021).\*

Rirether Portable Lint Remover. Rirether, amazon.com (online) 9  
pages. Posted Dec. 1, 2021. [Retrieved Nov. 10, 2022] <https://a.co/d/172bYDo> (Year: 2021).\*

\* cited by examiner

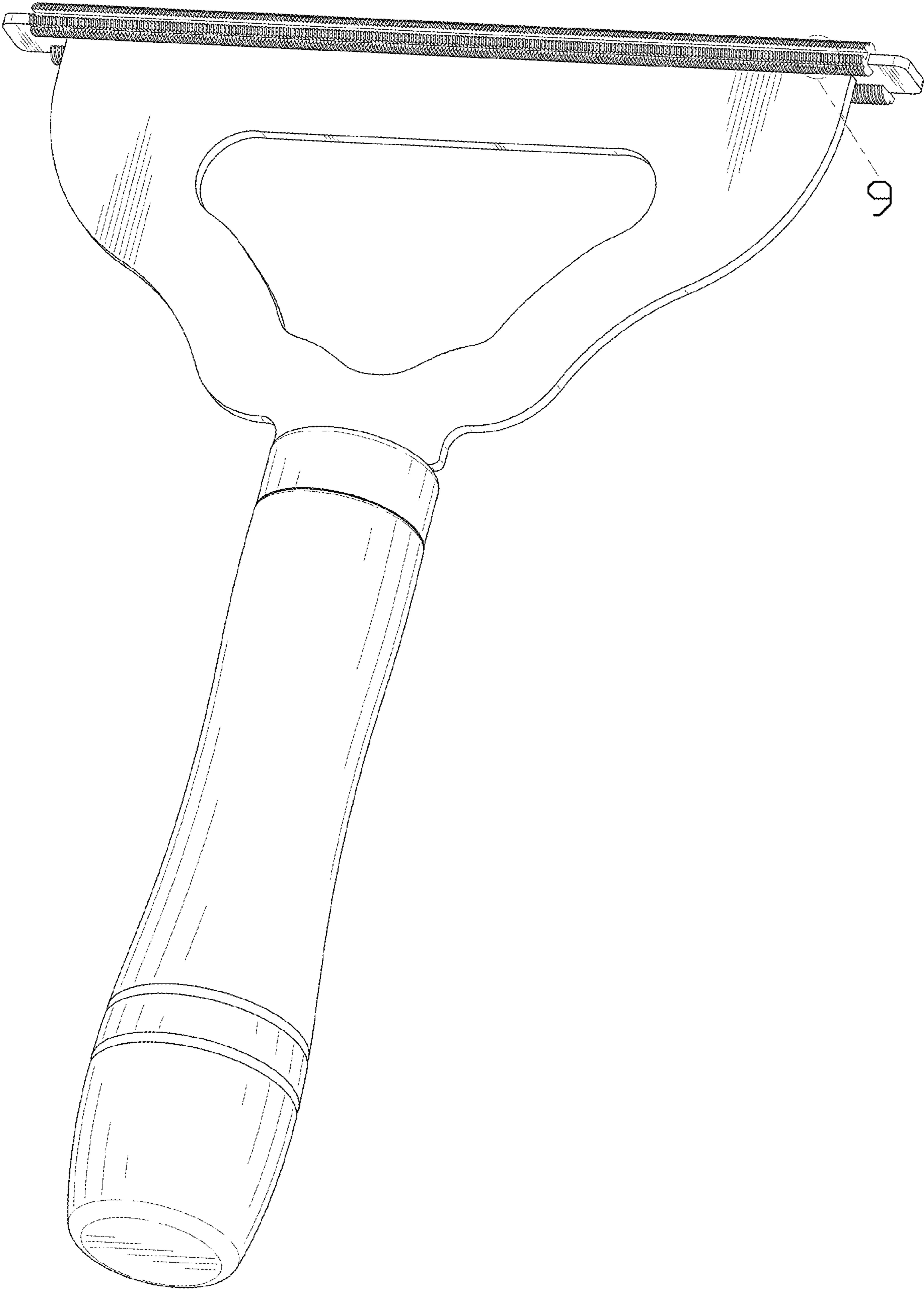


FIG. 1

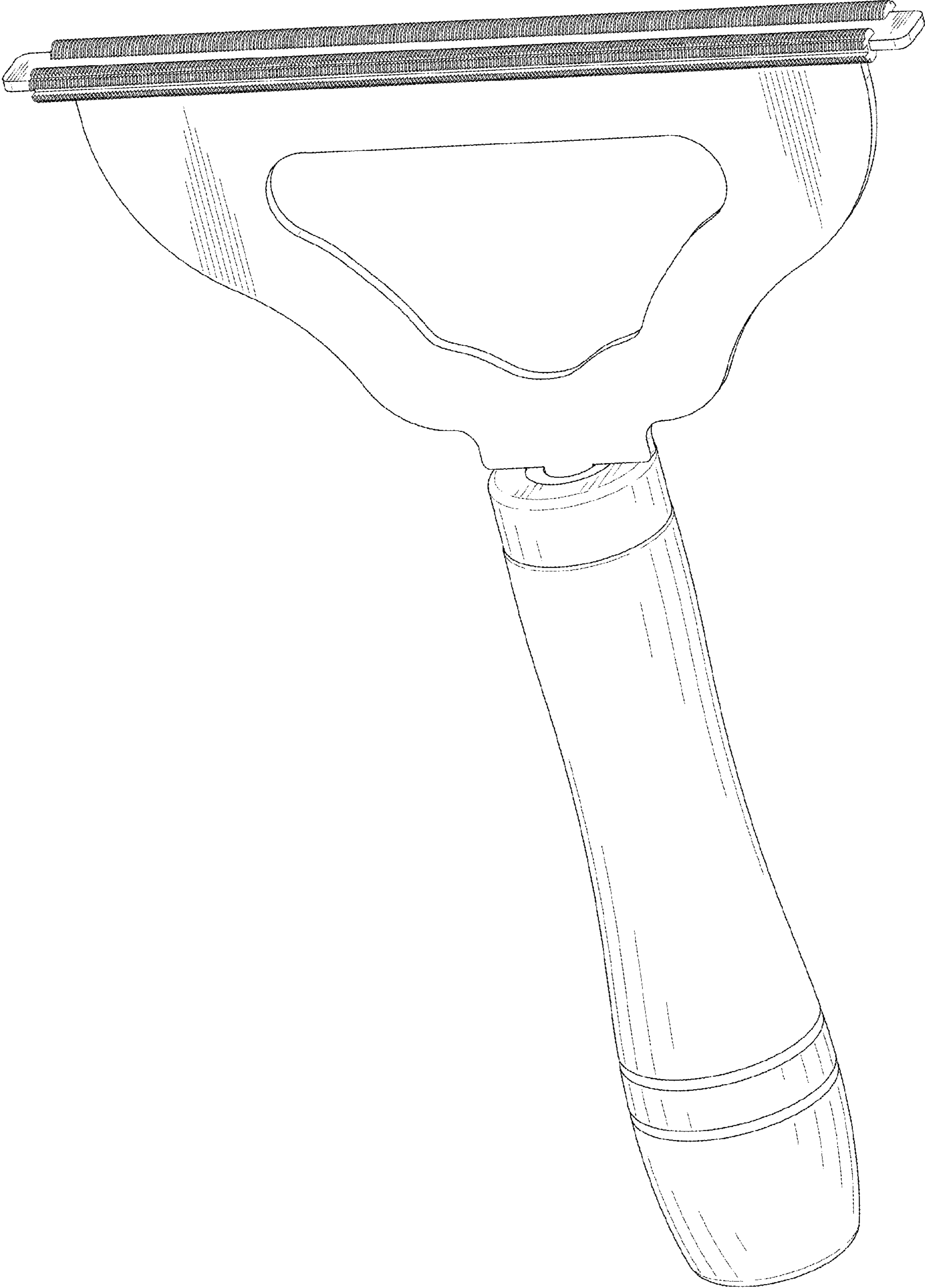


FIG. 2

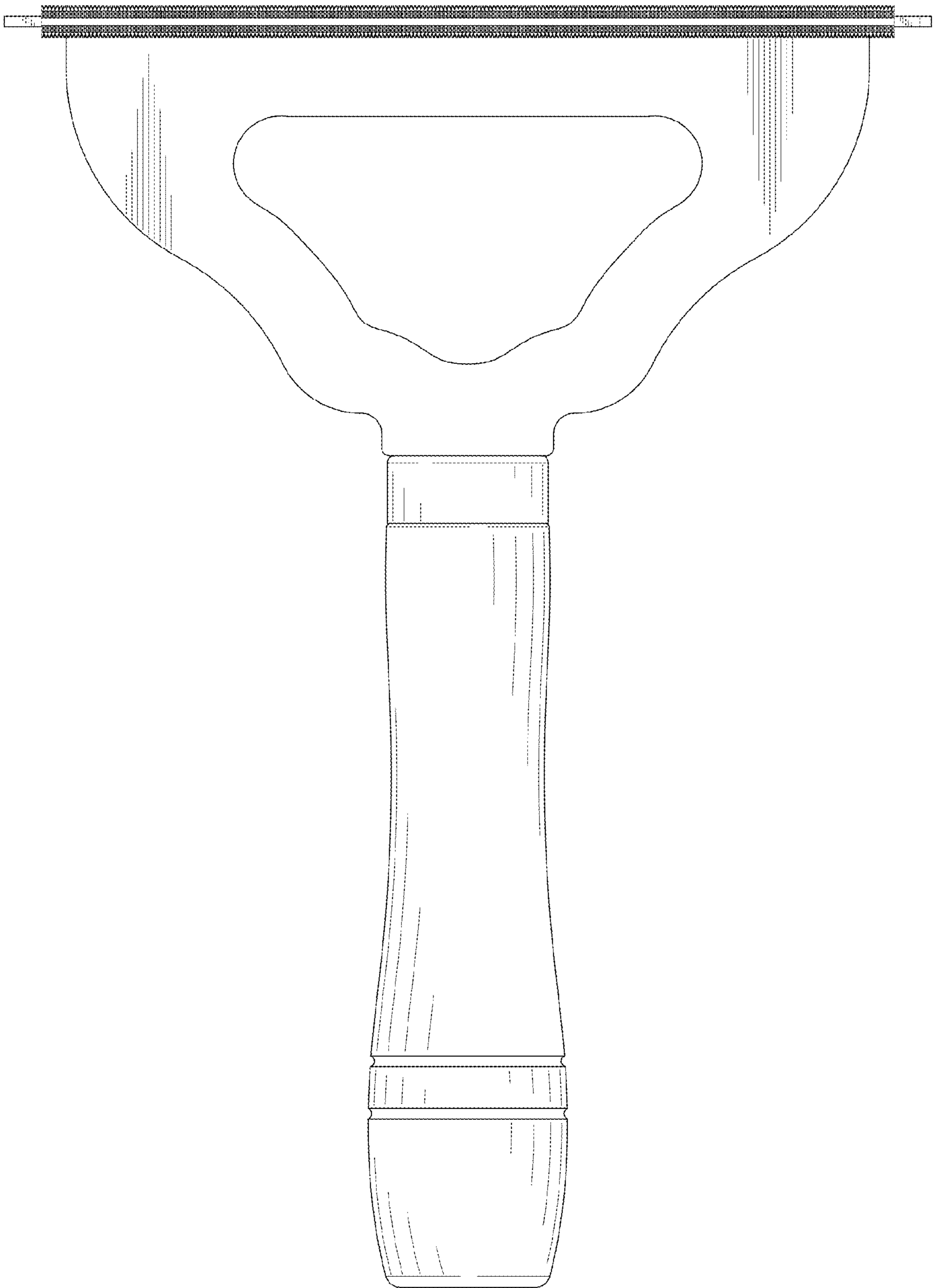


FIG. 3

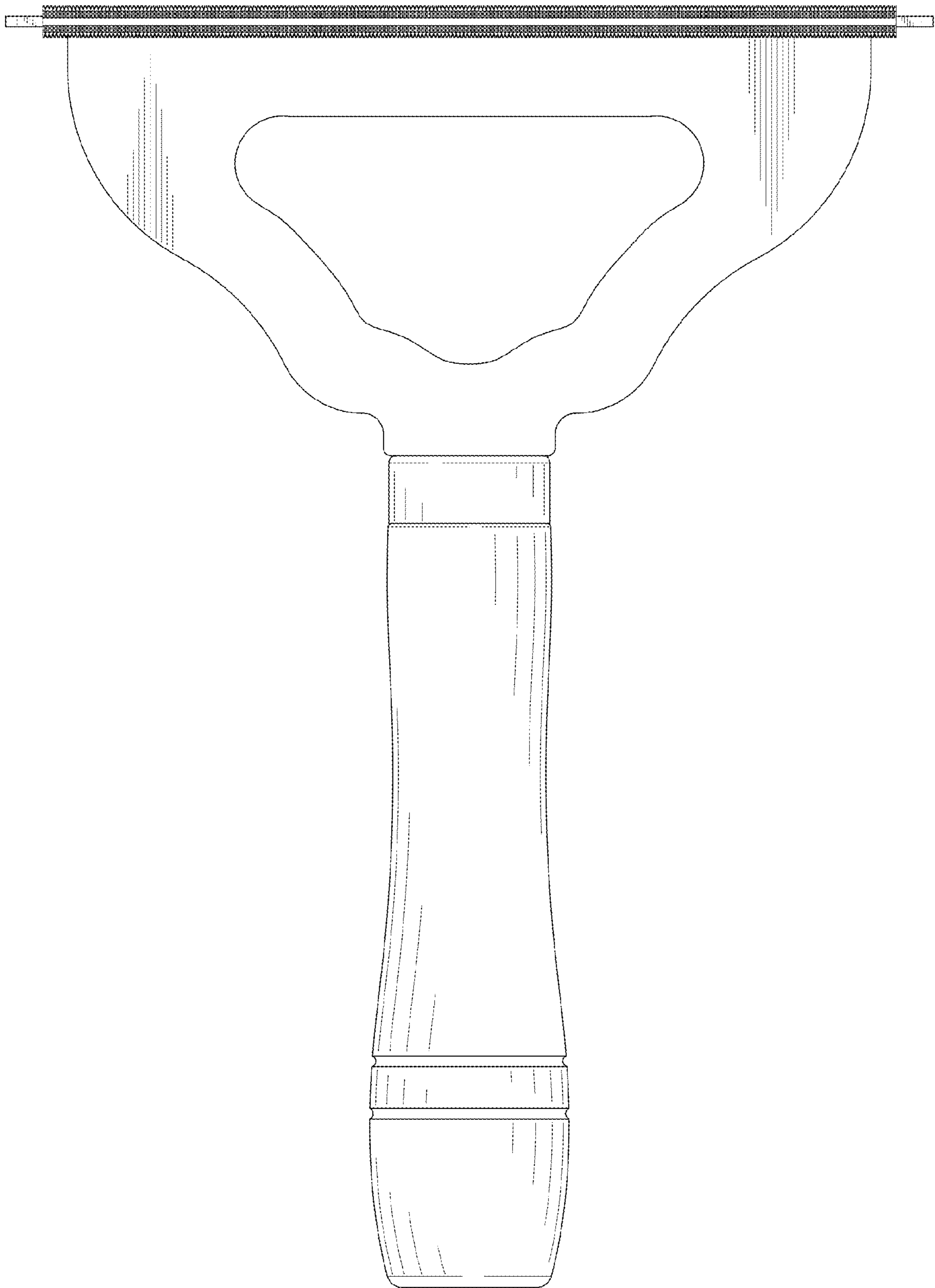


FIG. 4




FIG. 5

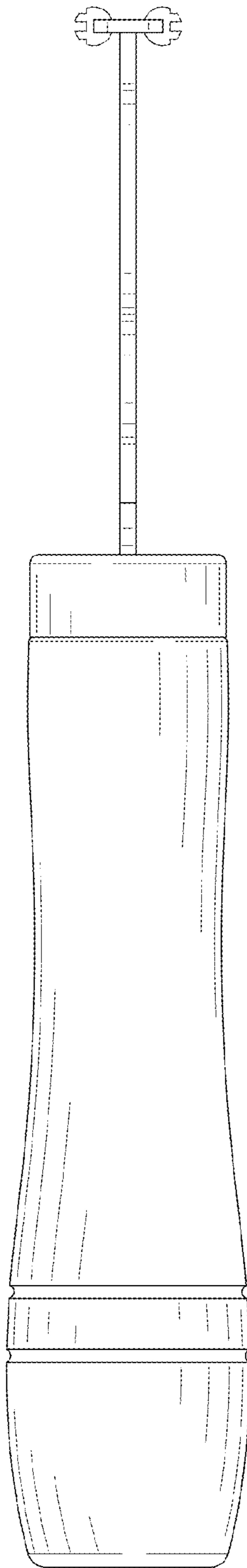


FIG. 6



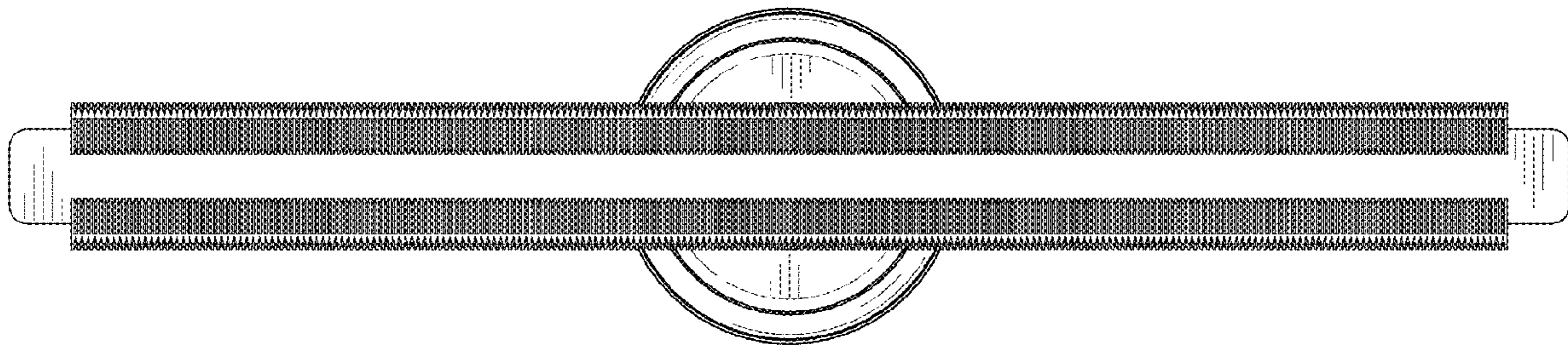


FIG. 7

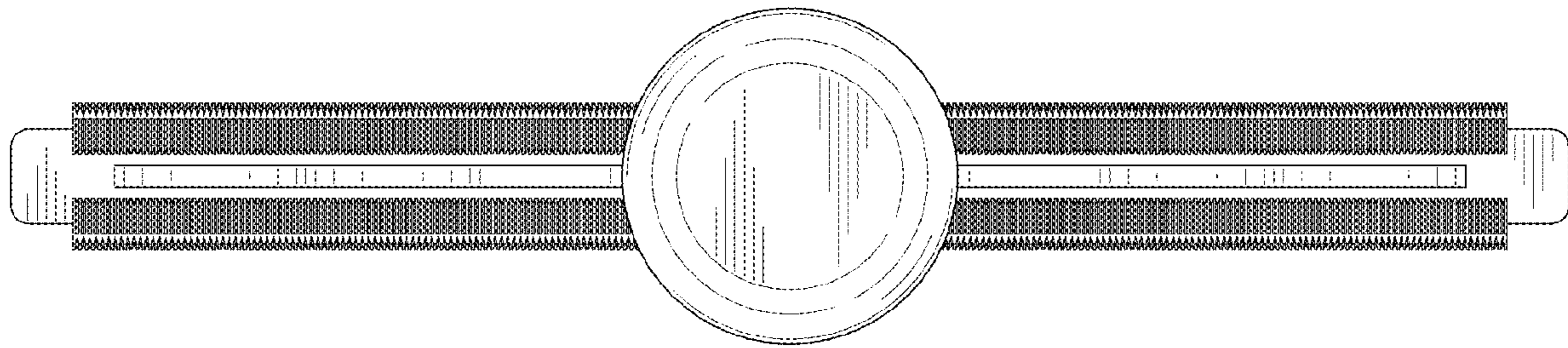


FIG. 8

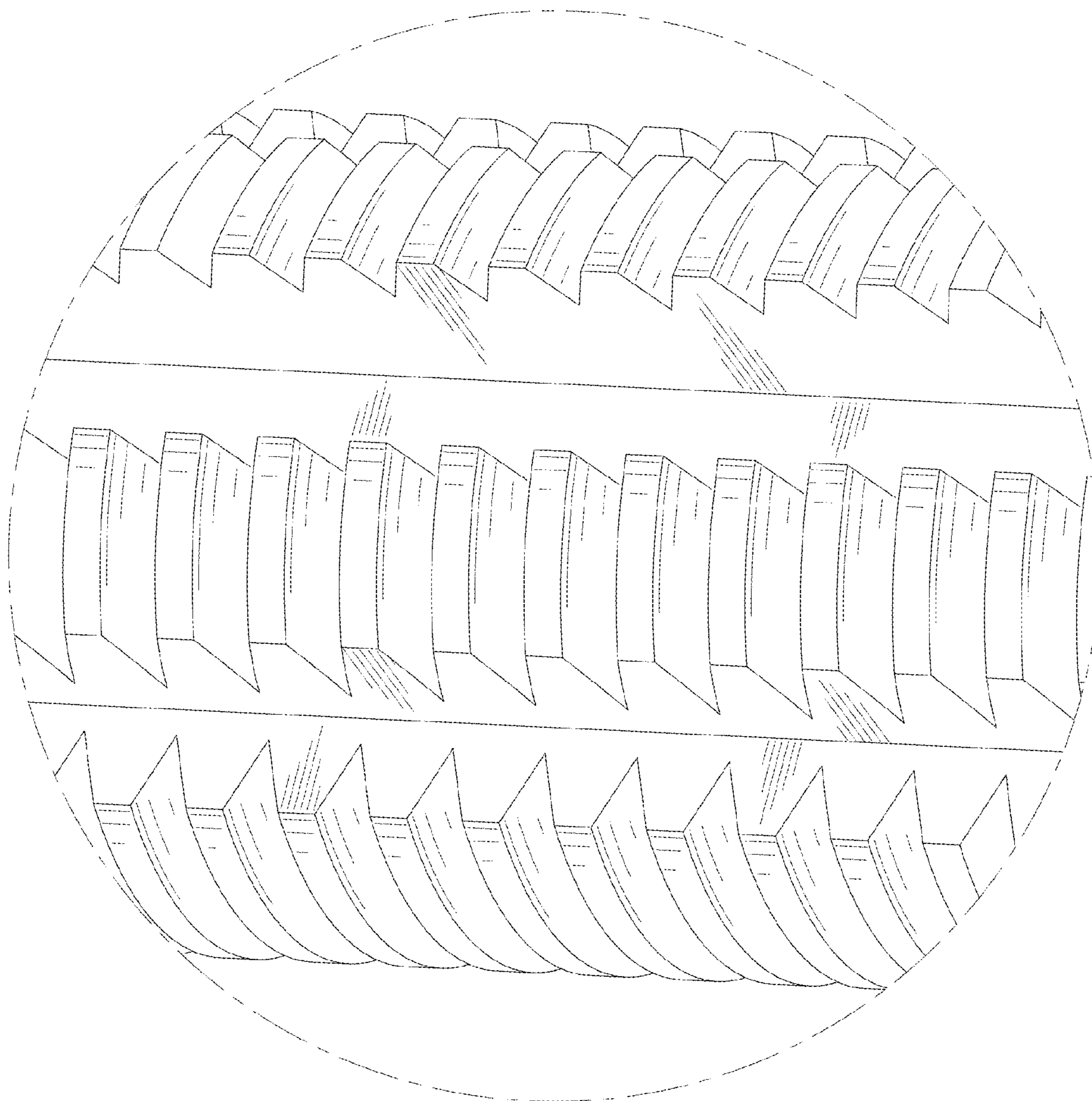


FIG. 9