



US00D980539S

(12) **United States Design Patent** (10) **Patent No.:** **US D980,539 S**
Hernandez et al. (45) **Date of Patent:** **** *Mar. 7, 2023**

(54) **HEARING PROTECTOR**

FOREIGN PATENT DOCUMENTS

(71) Applicant: **3M INNOVATIVE PROPERTIES COMPANY**, St. Paul, MN (US)

EM 008147946-0001 * 12/2020
KR 3008011120000 6/2015

(Continued)

(72) Inventors: **Alonso M. Hernandez**, Minneapolis, MN (US); **Mario A. Davenport**, St. Paul, MN (US); **Eric O. Hemberg**, Shatin (HK)

OTHER PUBLICATIONS

Amazon, "Dr.meter EM100 Kids Protective Earmuffs", first available Sep. 23, 2016. (<https://www.amazon.com/Dr-Meter-EM100-Protective-Earmuffs-Adjustable/dp/B01LWYWH43/?th=1>) (Year: 2016).*

(Continued)

(73) Assignee: **3M Innovative Properties Company**, St. Paul, MN (US)

(*) Notice: This patent is subject to a terminal disclaimer.

Primary Examiner — Lauren D McVey

Assistant Examiner — Justin A Johnson

(**) Term: **15 Years**

(74) *Attorney, Agent, or Firm* — Ann K. Gallagher

(21) Appl. No.: **29/726,021**

(57) **CLAIM**

(22) Filed: **Feb. 28, 2020**

The ornamental design for a hearing protector, as shown and described.

(51) **LOC (14) Cl.** **29-02**

(52) **U.S. Cl.**
USPC **D29/112**

DESCRIPTION

(58) **Field of Classification Search**
USPC D29/100, 108, 112
CPC . A42B 3/16; A42B 3/163; A61F 11/06; A61F 11/14; A61F 11/145
See application file for complete search history.

The patent or application file contains at least one drawing executed in color. Copies of this patent or patent application publication with color drawing(s) will be provided by the Office upon request and payment of the necessary fee.
FIG. 1 is a perspective view of a hearing protector of the present disclosure;
FIG. 2 is a right side elevation view thereof, with the left side being a mirror image thereof;
FIG. 3 is a front elevation view thereof, with the rear view being a mirror image thereof;
FIG. 4 is a top plan view thereof; and,
FIG. 5 is a bottom plan view thereof.
The portions of the hearing protector in FIGS. 1-5 shown in broken lines are included to show features that form no part of the claimed design.

(56) **References Cited**

U.S. PATENT DOCUMENTS

D651,764 S *	1/2012	Gresko	A61F 11/14
				D29/112
D686,190 S *	7/2013	Karacal	A61F 11/14
				D14/205
D752,816 S *	3/2016	Fletcher	D29/112
D778,258 S *	2/2017	Hsu	D14/205
D834,260 S *	11/2018	Garcia Mansilla	D29/112
D848,679 S *	5/2019	Wilson	H04R 1/1066
				D29/112

(Continued)

1 Claim, 4 Drawing Sheets
(4 of 4 Drawing Sheet(s) Filed in Color)





FIG. 1



FIG. 2

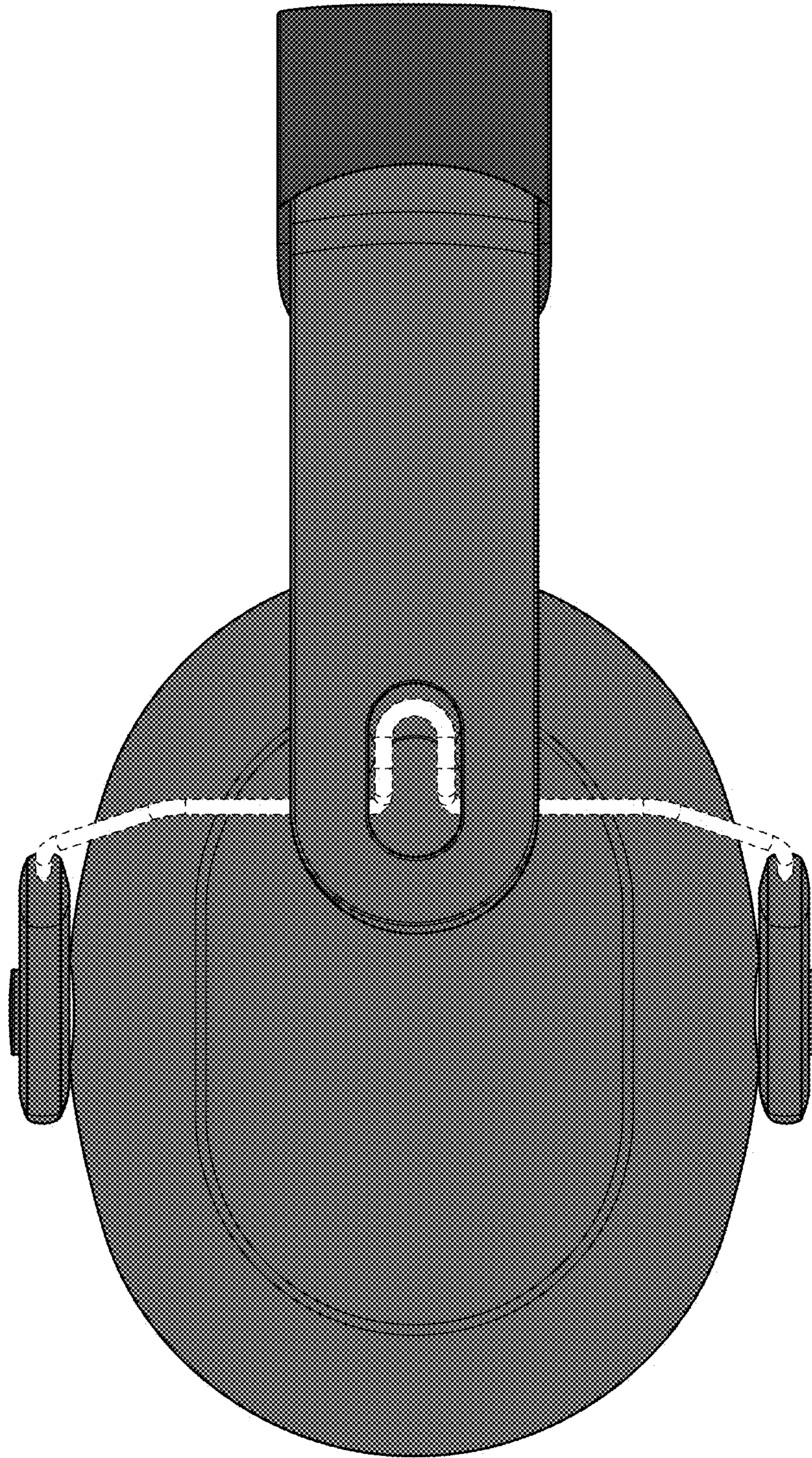


FIG. 3

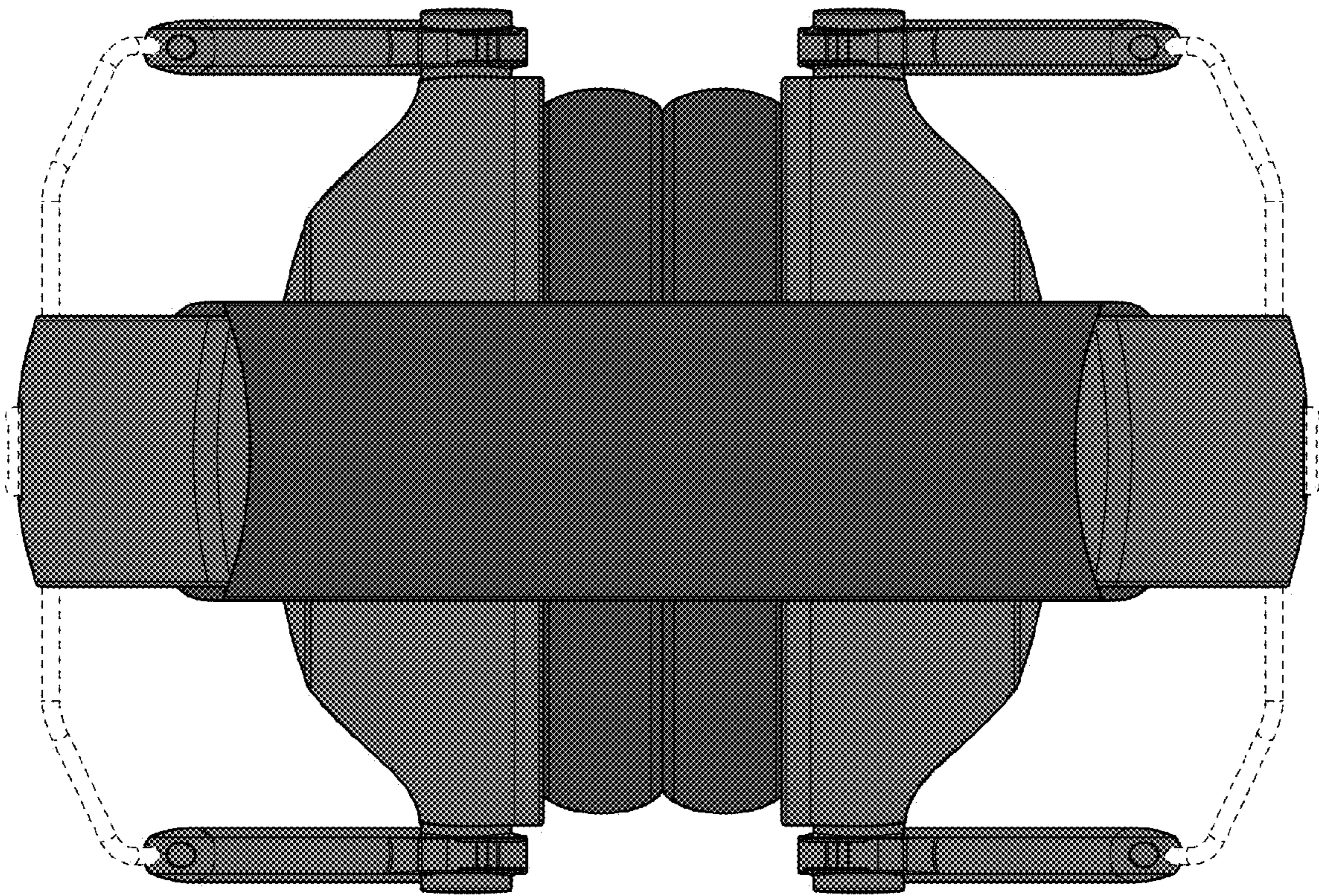


FIG. 4

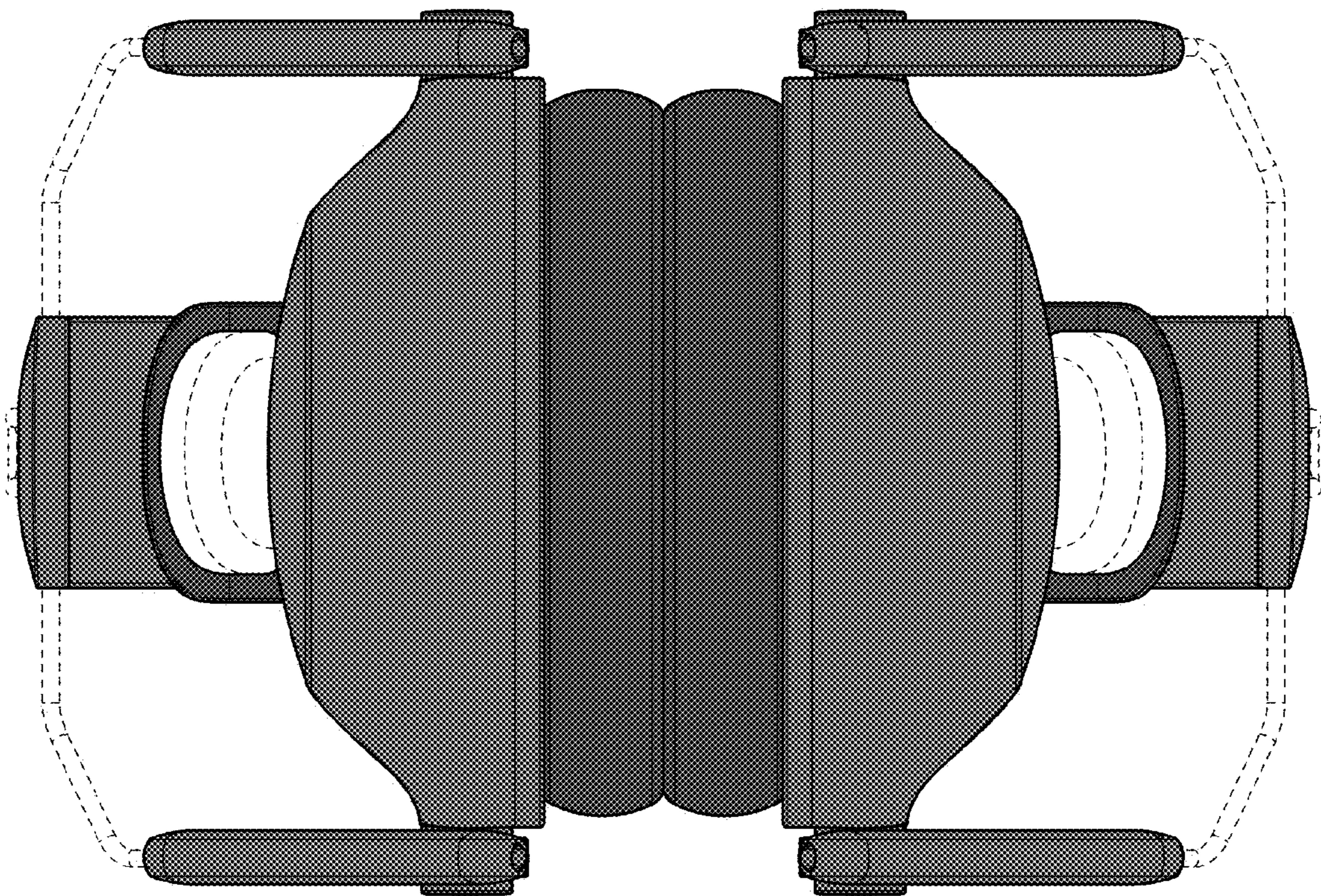


FIG. 5