



US00D980533S

(12) **United States Design Patent** (10) **Patent No.:** **US D980,533 S**  
**Van Roosmalen et al.** (45) **Date of Patent:** **\*\* Mar. 7, 2023**

(54) **LIGHT RING FOR SHAVER**

(56) **References Cited**

(71) Applicant: **KONINKLIJKE PHILIPS N.V.**,  
Eindhoven (NL)  
  
(72) Inventors: **Jos Van Roosmalen**, Amsterdam (NL);  
**Frank Verbrugge**, Rosmalen (NL);  
**Jens Andersson**, Amsterdam (NL);  
**Roel Krooshof**, Bilthoven (NL); **Simon**  
**Van Anken**, Amsterdam (NL); **Peter**  
**Gal**, Amsterdam (NL); **Lieven**  
**Adriaenssen**, Vilvoorde (BE); **Roshan**  
**Hakim**, Amsterdam (NL); **Mingshuo**  
**Zhang**, Amstelveen (NL)

U.S. PATENT DOCUMENTS

D758,017	S	*	5/2016	Smith	.....	D28/50
D889,042	S	*	6/2020	Andersson	.....	D28/50
D897,602	S	*	9/2020	Zhang	.....	D28/53
D912,902	S	*	3/2021	Andersson	.....	D28/50
D930,243	S	*	9/2021	Prat-Pfister	.....	D28/50
D930,902	S	*	9/2021	Liu	.....	D28/50
D932,697	S	*	10/2021	Van Roosmalen	.....	D28/50
D932,698	S	*	10/2021	Van Roosmalen	.....	D28/50
D932,699	S	*	10/2021	Van Roosmalen	.....	D28/50
D932,700	S	*	10/2021	Van Roosmalen	.....	D28/50

(Continued)

*Primary Examiner* — Jennifer Rivard

(73) Assignee: **KONINKLIJKE PHILIPS N.V.**,  
Eindhoven (NL)

(57) **CLAIM**

The ornamental design for a light ring for shaver, as shown and described.

(\*\*) Term: **15 Years**

**DESCRIPTION**

(21) Appl. No.: **29/810,241**

FIG. 1 is a perspective view showing the first embodiment of a light ring for shaver;  
FIG. 2 is a front elevational view thereof;  
FIG. 3 is a rear elevational view thereof;  
FIG. 4 is a right side elevational view thereof;  
FIG. 5 is a left side elevational view thereof;  
FIG. 6 is a top plan view thereof;  
FIG. 7 is a bottom plan view thereof;  
FIG. 8 is a perspective view showing the second embodiment of a light ring for shaver;  
FIG. 9 is a front elevational view thereof;  
FIG. 10 is a rear elevational view thereof;  
FIG. 11 is a right side elevational view thereof;  
FIG. 12 is a left side elevational view thereof;  
FIG. 13 is a top plan view thereof; and,  
FIG. 14 is a bottom plan view thereof.

(22) Filed: **Oct. 4, 2021**

**Related U.S. Application Data**

(62) Division of application No. 29/723,228, filed on Feb. 5, 2020, now Pat. No. Des. 932,699.

(30) **Foreign Application Priority Data**

Sep. 5, 2019 (EM) ..... 006815742

(51) **LOC (14) Cl.** ..... **28-03**

(52) **U.S. Cl.**  
USPC ..... **D28/54**


(58) **Field of Classification Search**

USPC ..... D28/49–54  
CPC ..... B26B 19/14–18; B26B 19/38; B26B  
19/3853–3893; B26B 19/3806–384

See application file for complete search history.

The broken lines illustrate the environment for the light ring for shaver and form no part of the claimed design.  
The shading on the claimed design illustrates color contrast.

**1 Claim, 12 Drawing Sheets**



(56)

**References Cited**

U.S. PATENT DOCUMENTS

D933,298	S	*	10/2021	Parambathkandi	
				Abdulhakkim .....	D28/50
D933,894	S	*	10/2021	Van Roosmalen .....	D28/50
D934,502	S	*	10/2021	Van Roosmalen .....	D28/50
D938,652	S	*	12/2021	Long .....	D28/50
D940,395	S	*	1/2022	Prat-Pfister .....	D28/50
D942,079	S	*	1/2022	Prat-Pfister .....	D28/50
D942,080	S	*	1/2022	Prat-Pfister .....	D28/50
D943,830	S	*	2/2022	Parambathkandi	
				Abdulhakkim .....	D28/50
D949,479	S	*	4/2022	Van Roosmalen .....	D28/50
D953,641	S	*	5/2022	Van Roosmalen .....	D28/50
D955,048	S	*	6/2022	Van Roosmalen .....	D28/50
D955,643	S	*	6/2022	Van Roosmalen .....	D28/50
D961,853	S	*	8/2022	Van Roosmalen .....	D28/50

\* cited by examiner

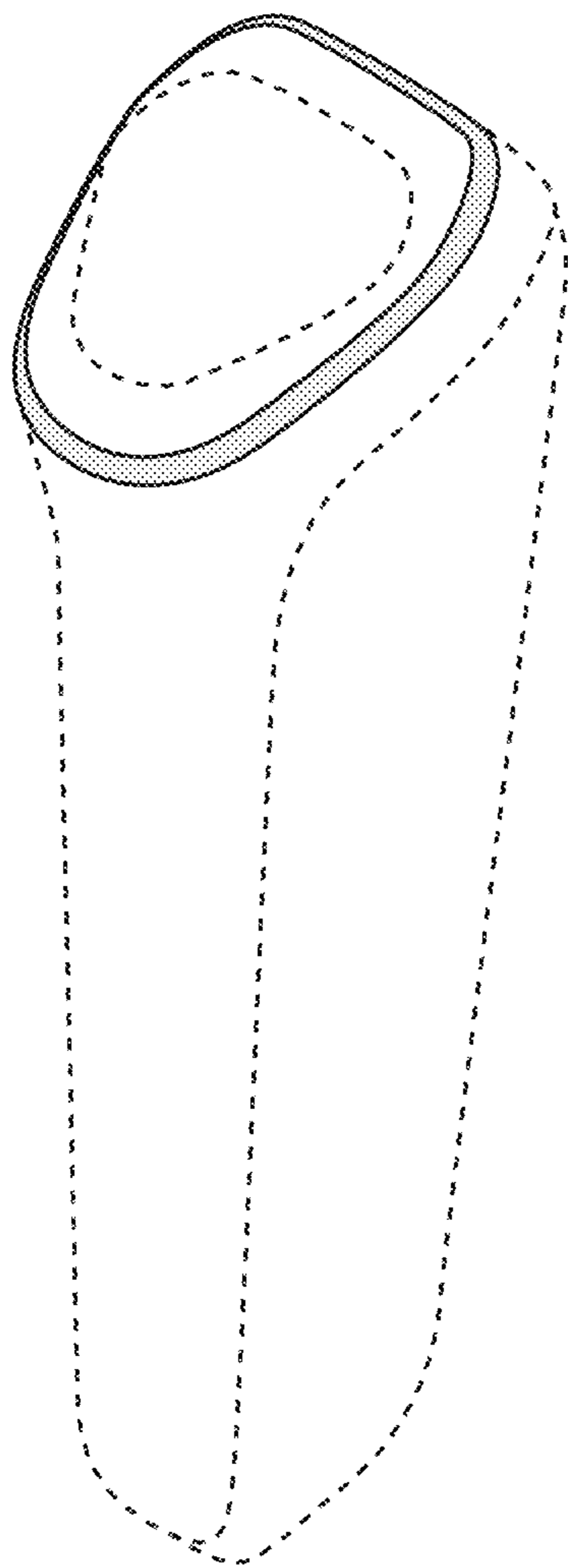


FIG. 1




FIG. 2




FIG. 3




FIG. 4




FIG. 5

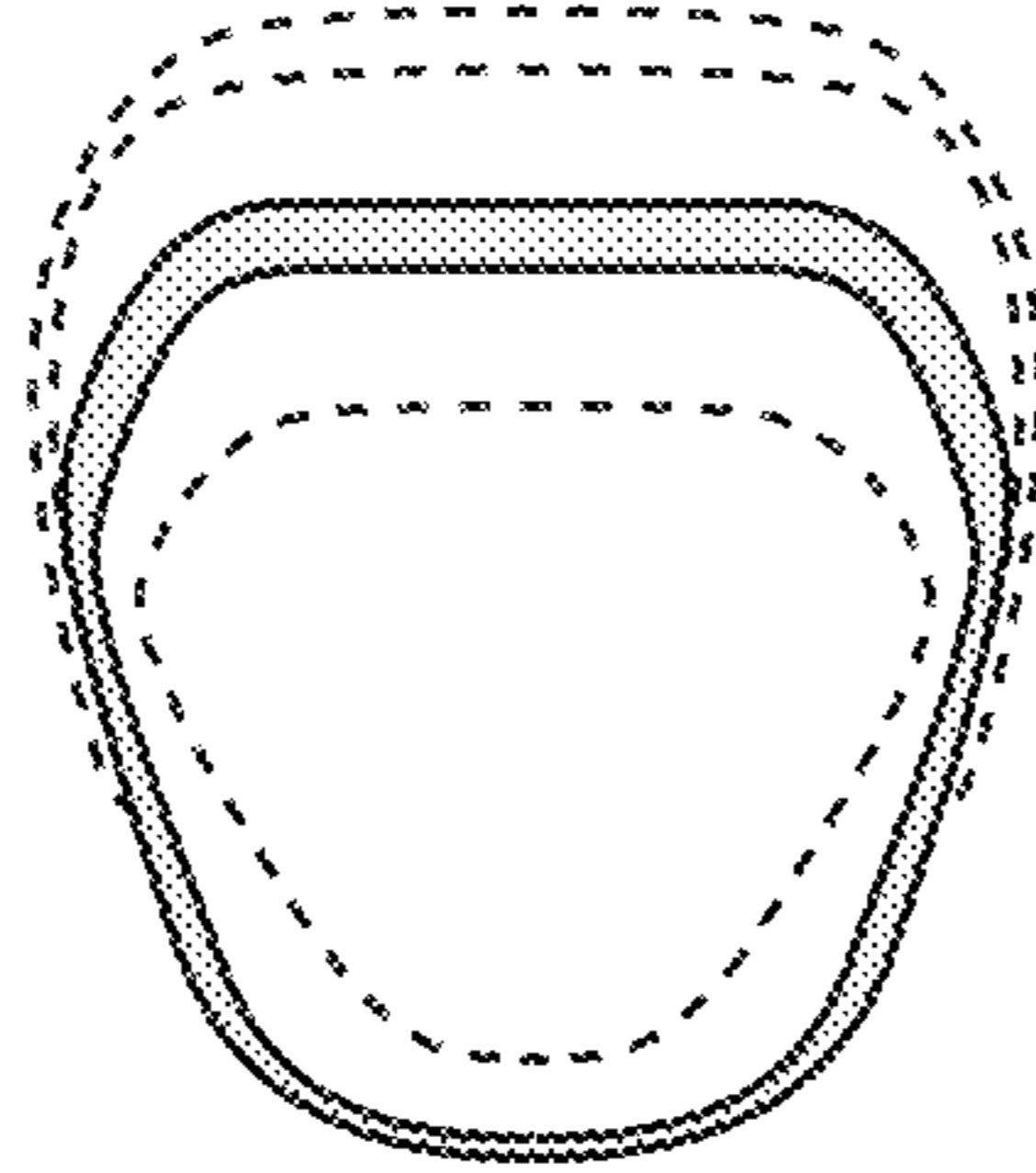


FIG. 6

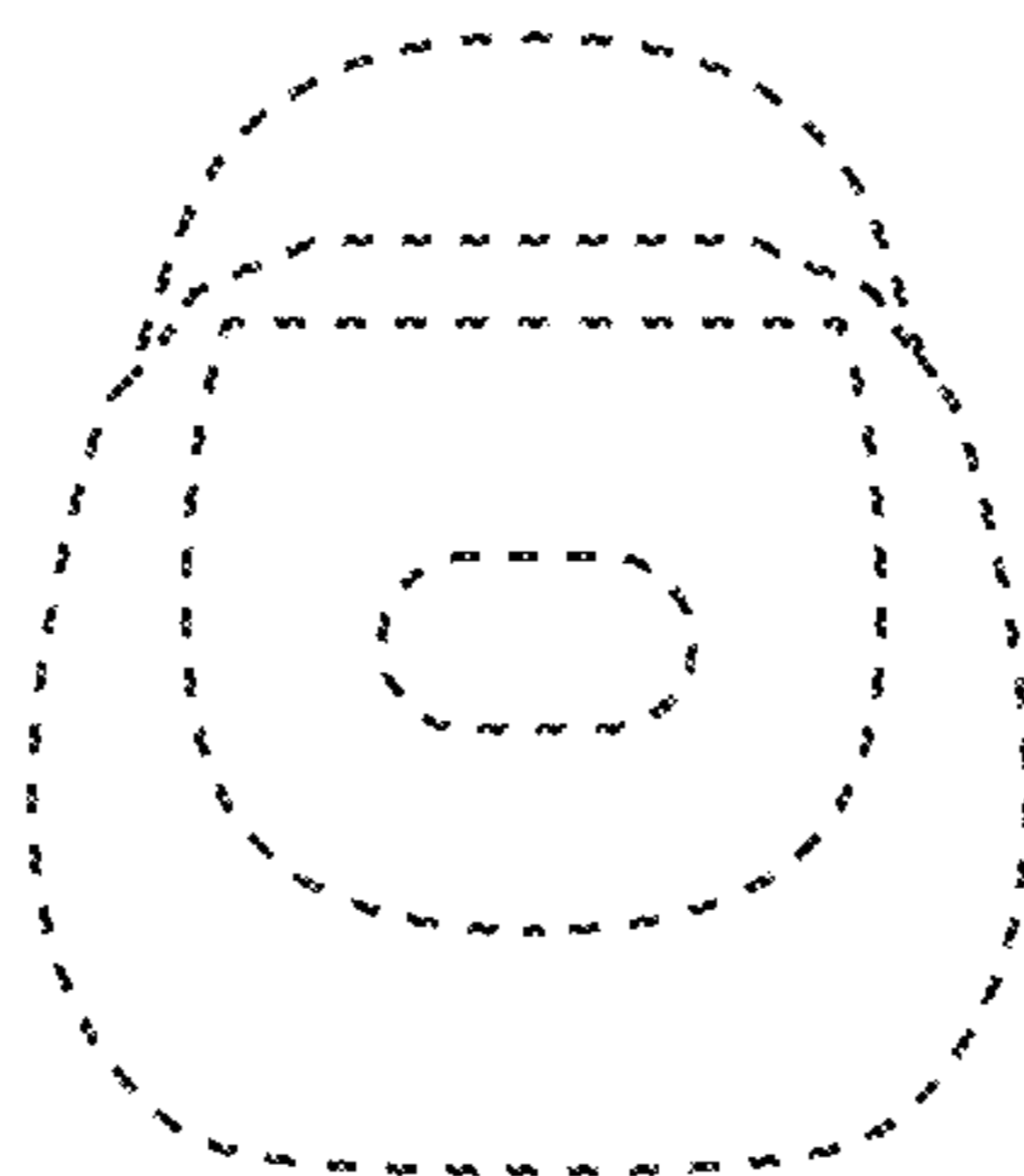


FIG. 7



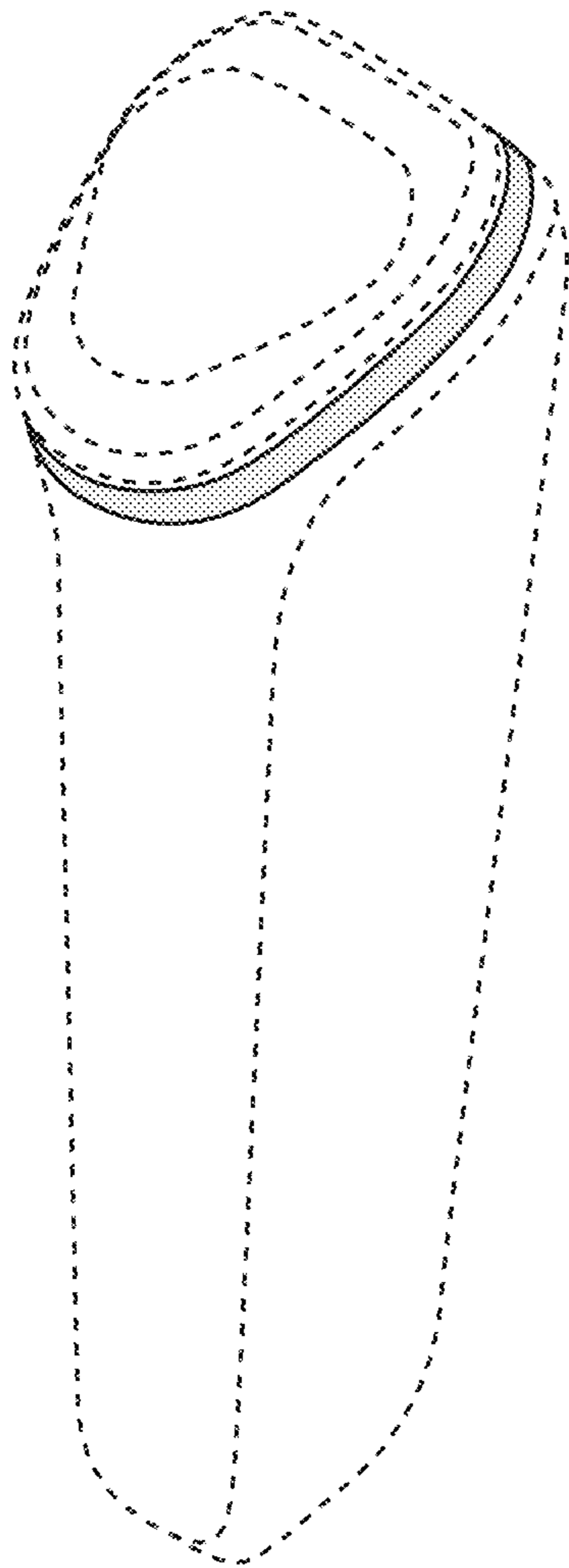


FIG. 8




FIG. 9




FIG. 10




FIG. 11




FIG. 12

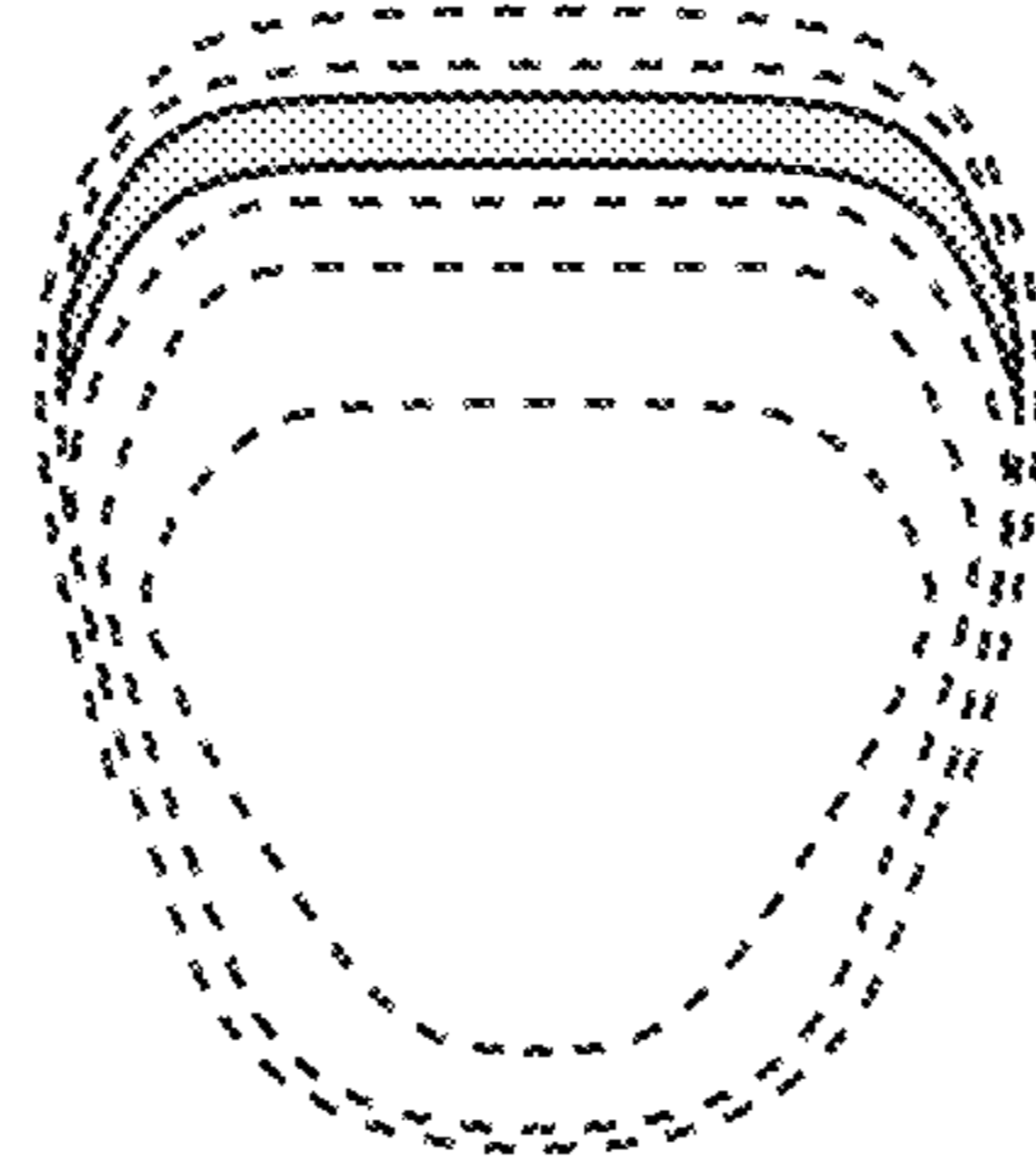


FIG. 13

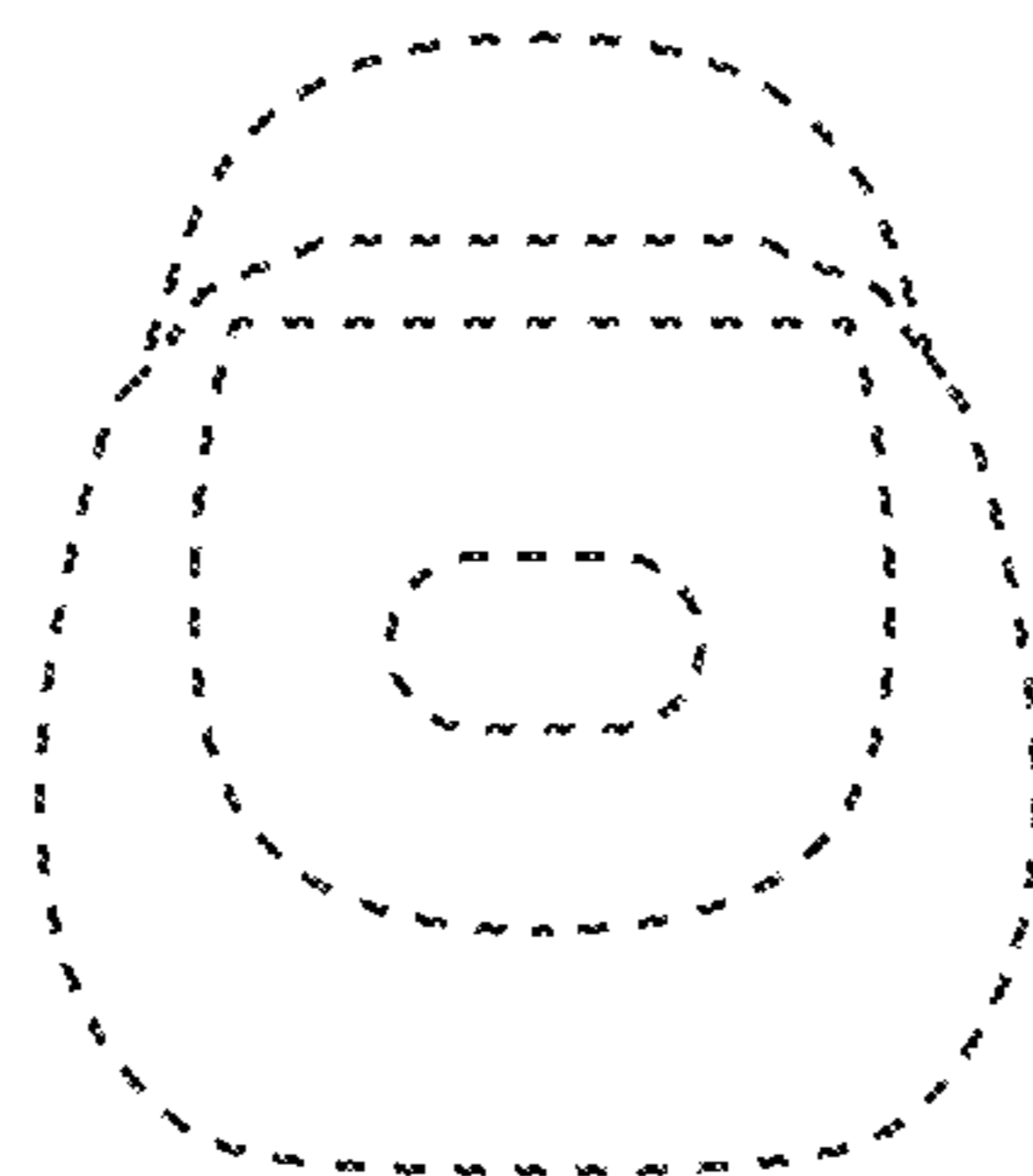


FIG. 14