



US00D980530S

(12) **United States Design Patent** (10) **Patent No.:** **US D980,530 S**
Colpitts et al. (45) **Date of Patent:** **** Mar. 7, 2023**

(54) **HAIR CLIPPER** D722,200 S 2/2015 Nitsch
9,038,276 B2 * 5/2015 Arndt B26B 19/06
30/208
(71) Applicant: **CONAIR LLC**, Stamford, CT (US) D750,325 S 2/2016 Nho
D758,665 S 6/2016 Skuhra
D784,618 S 4/2017 Mori et al.
D787,746 S 5/2017 Werner
D790,132 S * 6/2017 Aulwes D28/54
D799,753 S * 10/2017 Ishikura D28/53
D800,965 S 10/2017 Aulwes et al.
(72) Inventors: **Dennis Colpitts**, Fairfield, CT (US);
Vito Carlucci, Stratford, CT (US);
Sergio Lopes Fernandes Da Costa,
Danbury, CT (US)
(73) Assignee: **Conair LLC**, Stamford, CT (US) (Continued)

(**) Term: **15 Years**

FOREIGN PATENT DOCUMENTS

(21) Appl. No.: **29/787,210**

CN 113134850 A * 7/2021

(22) Filed: **Jun. 4, 2021**

OTHER PUBLICATIONS

(51) **LOC (14) Cl.** **28-03**

Babylisspro Loprofx collection trimmer and clipper, www.amazon.com, 1 page, first reviewed Aug. 2022 (Year: 2022).*

(52) **U.S. Cl.**

USPC **D28/53**

(58) **Field of Classification Search**

USPC D28/49-54

CPC B26B 19/3846; B26B 19/3853; B26B
19/20-24; B26B 19/02-08

See application file for complete search history.

Primary Examiner — Jennifer Rivard
(74) *Attorney, Agent, or Firm* — Grogan, Tuccillo & Vanderleeden, LLP

(56) **References Cited**

(57) **CLAIM**

The ornamental design for a hair clipper, as shown and described.

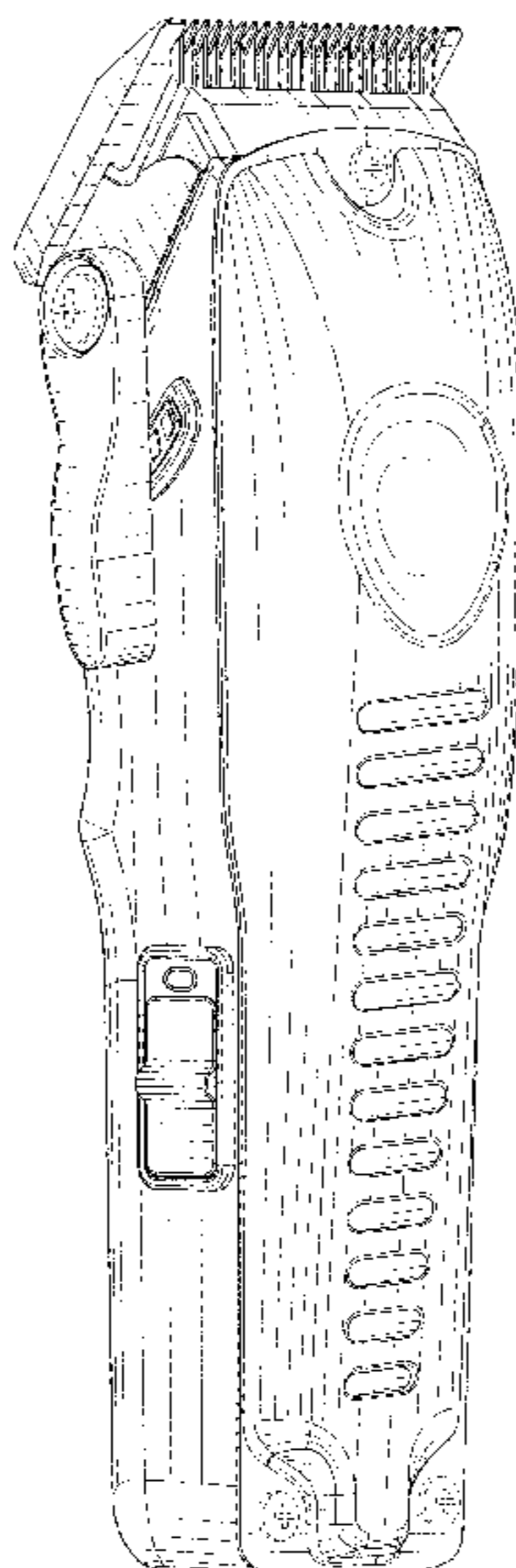
U.S. PATENT DOCUMENTS

DESCRIPTION

D387,487 S 12/1997 Sulik
D435,936 S * 1/2001 Long D28/54
D456,948 S 5/2002 Rizzuto, Jr. et al.
D456,950 S 5/2002 Rizzuto, Jr. et al.
D497,452 S * 10/2004 Nielsen D28/53
D522,693 S 6/2006 Rizzuto, Jr. et al.
D534,689 S * 1/2007 Gross D28/53
D568,542 S 5/2008 Long et al.
D571,504 S * 6/2008 Long D28/54
D573,756 S 7/2008 Nielsen et al.
D577,865 S 9/2008 Long et al.
D597,254 S * 7/2009 Eddinger D28/54
D654,223 S 2/2012 Aulwes et al.
D673,731 S 1/2013 Skuhra et al.
D676,199 S 2/2013 Julemont
D698,080 S 1/2014 Colin

FIG. 1 is a perspective view of a hair clipper showing a new design;
FIG. 2 is a front elevational view thereof;
FIG. 3 is a rear elevational view thereof;
FIG. 4 is a left side elevational view thereof;
FIG. 5 is right side elevational view thereof;
FIG. 6 is a top plan view thereof; and,
FIG. 7 is a bottom plan view thereof.
The broken lines shown in the drawings illustrate portions of the hair trimmer that form no part of the claimed design.

1 Claim, 5 Drawing Sheets



(56)

References Cited

U.S. PATENT DOCUMENTS

D811,660	S *	2/2018	Zachrich	D28/54
D821,652	S *	6/2018	Skuhra	D28/53
D844,245	S *	3/2019	Wu	D28/53
D846,192	S *	4/2019	Wu	D28/53
D851,834	S	6/2019	Peterson, Jr. et al.	
D911,611	S *	2/2021	Jiang	D28/53
D911,612	S *	2/2021	Jiang	D28/53
D911,613	S *	2/2021	Jiang	D28/53
D911,614	S *	2/2021	Jiang	D28/53
D912,327	S *	3/2021	Jiang	D28/53
D912,328	S *	3/2021	Jiang	D28/53
D923,249	S *	6/2021	Jiang	D28/53
D930,903	S *	9/2021	Zhuang	D28/53
D939,774	S *	12/2021	Jiang	D28/53
D947,454	S *	3/2022	Cai	D28/53
2003/0051346	A1 *	3/2003	McCambridge	B26B 19/06
				30/122
2022/0184827	A1 *	6/2022	Arndt	B26B 19/20
2022/0184832	A1 *	6/2022	Werner	B26B 19/06

* cited by examiner

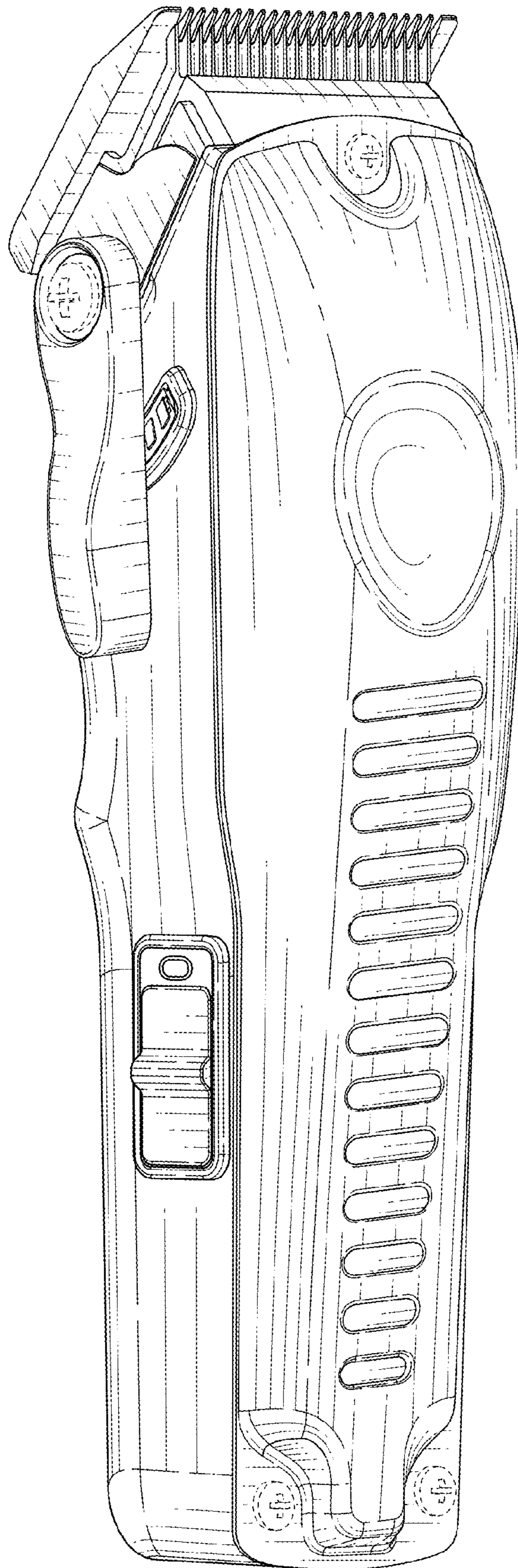


FIG. 1

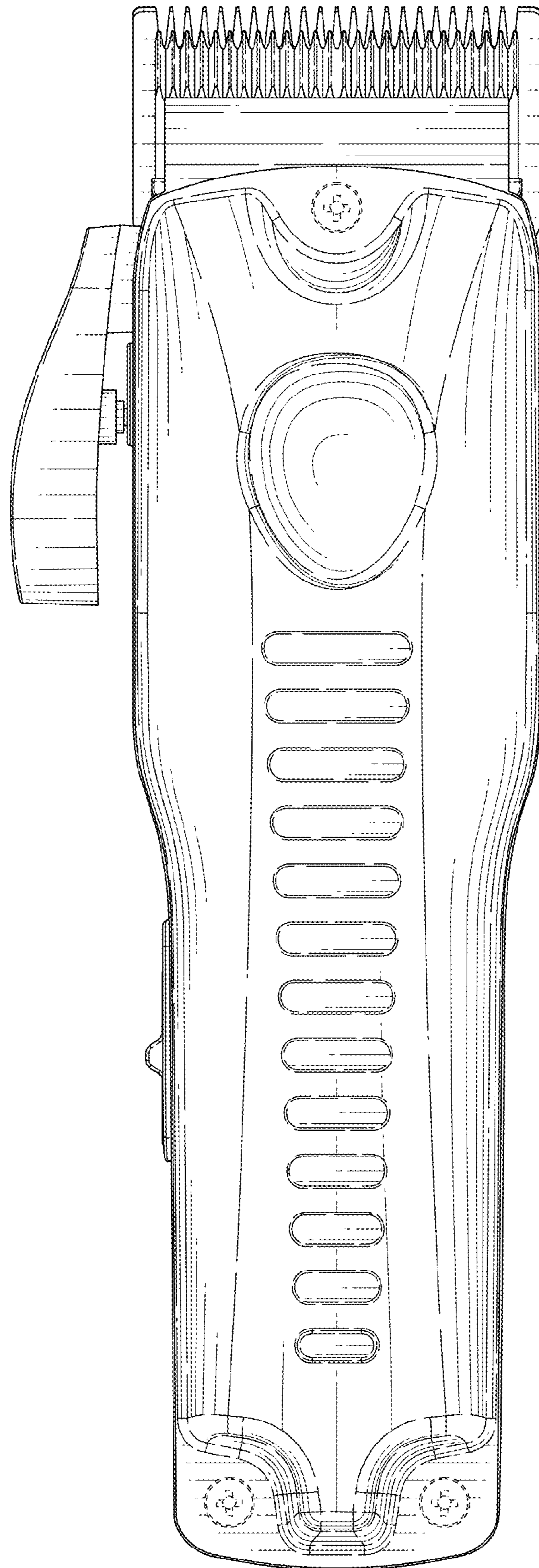


FIG. 2

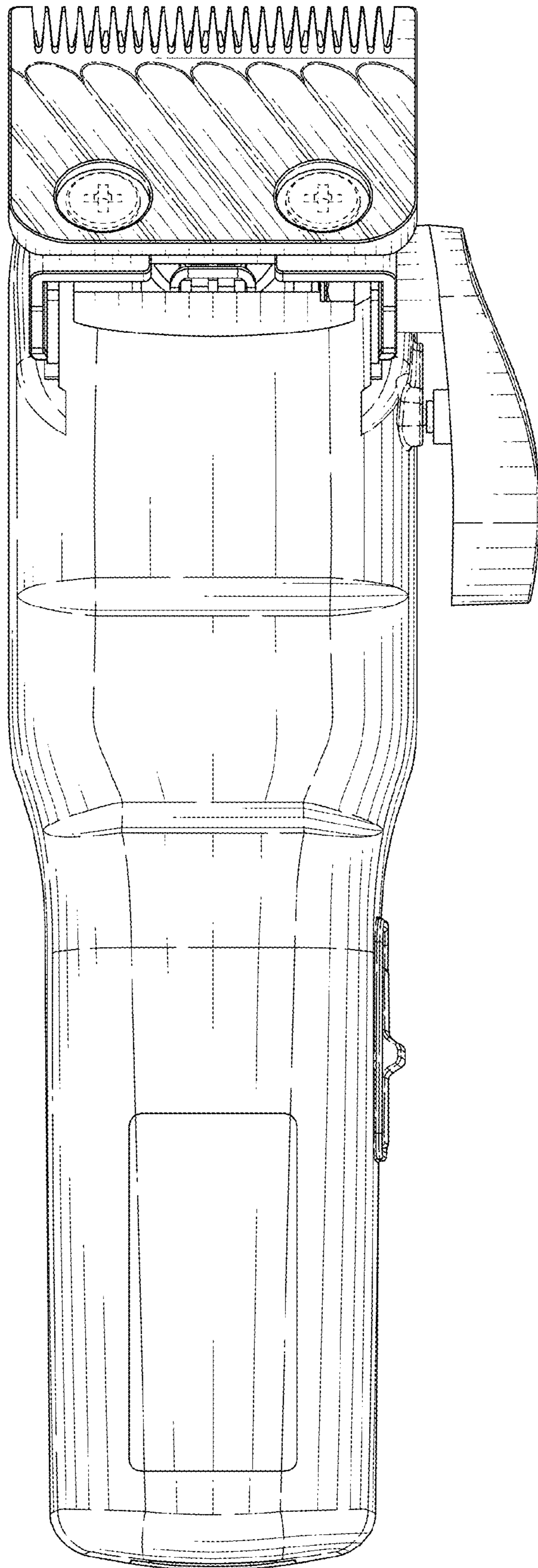


FIG. 3

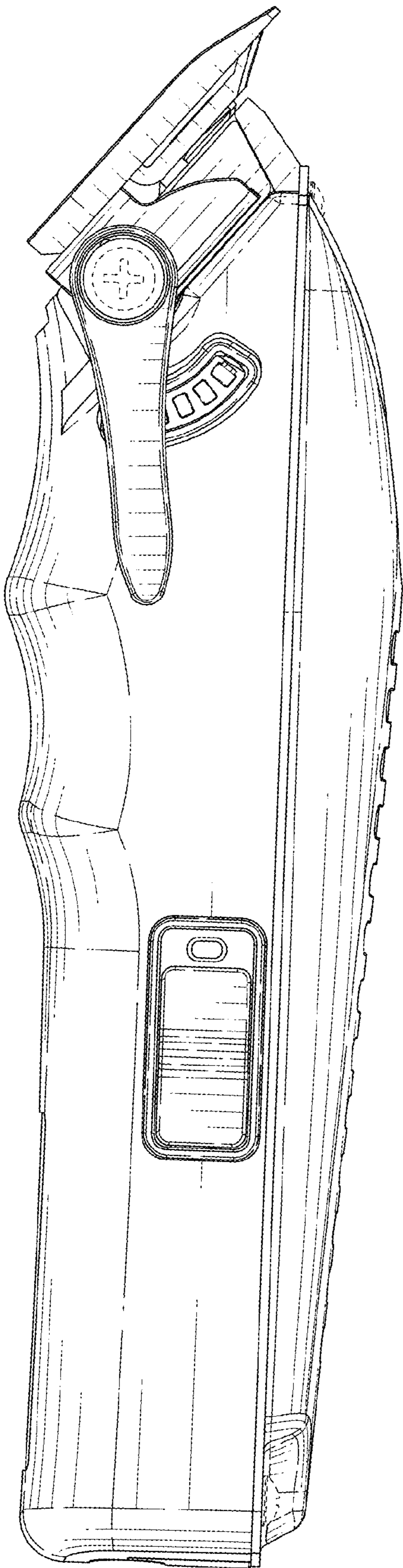


FIG. 4

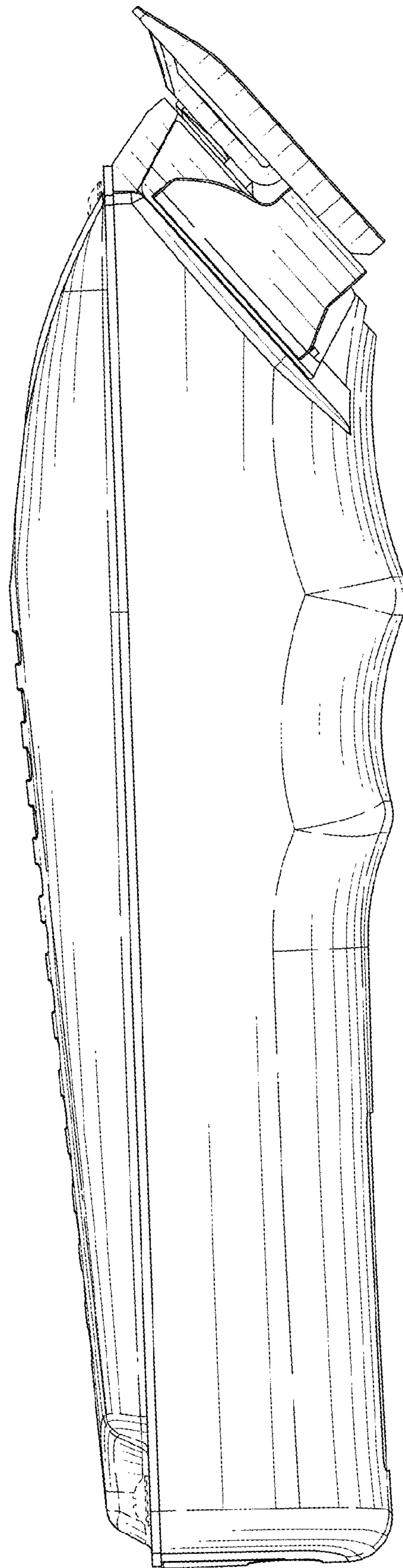


FIG. 5

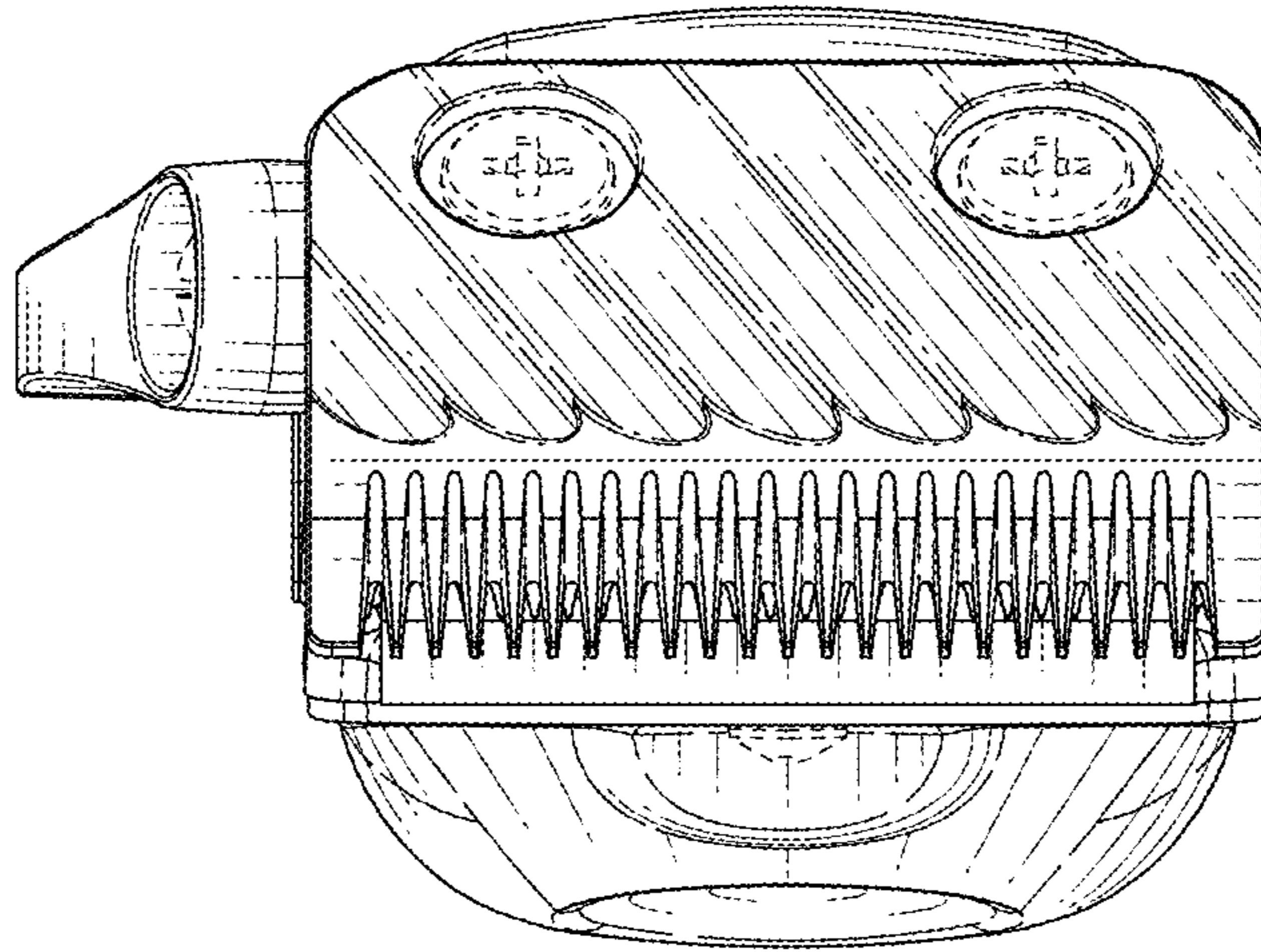


FIG. 6

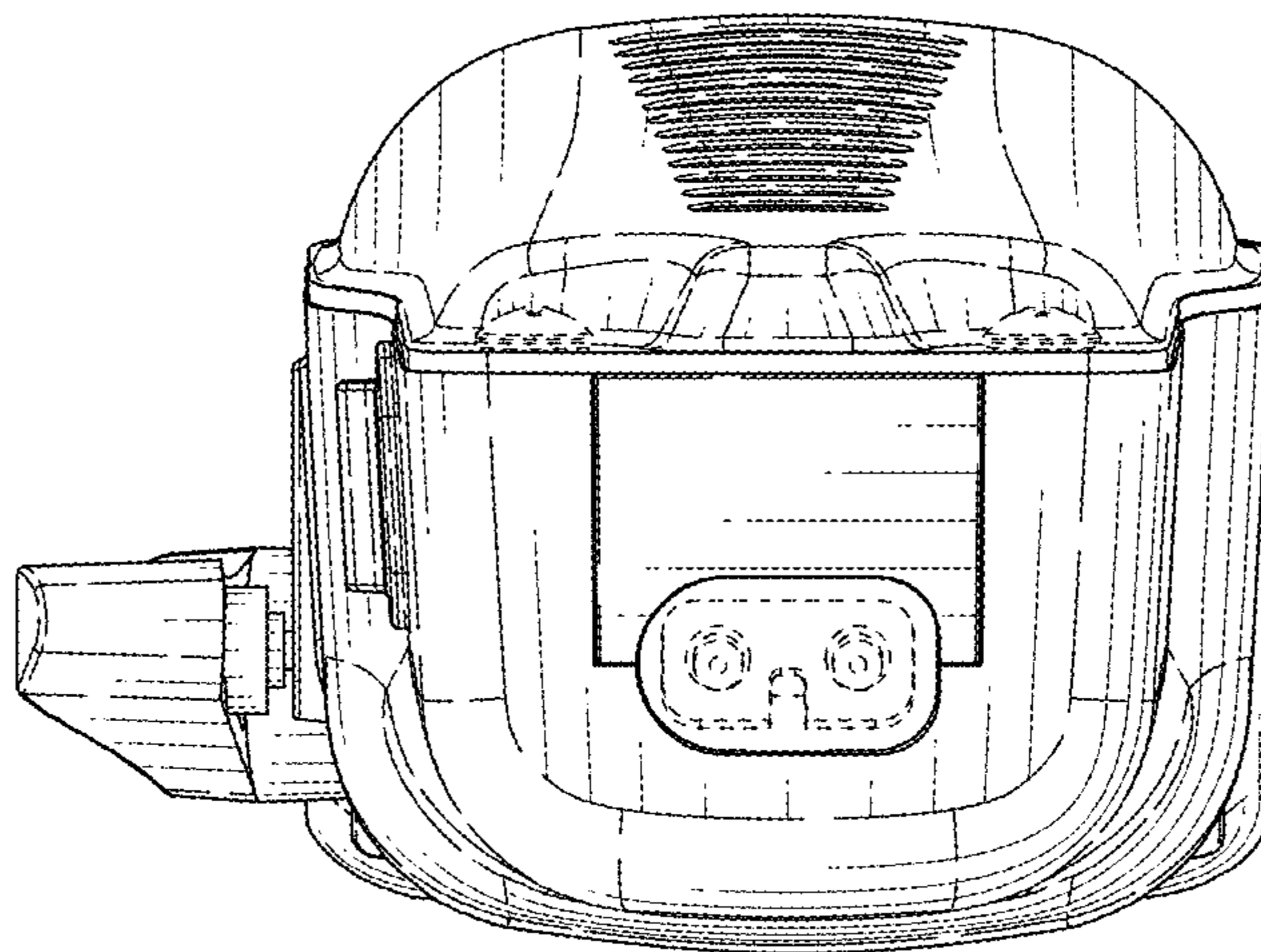


FIG. 7