



US00D980521S

(12) **United States Design Patent**
Lotti

(10) **Patent No.:** **US D980,521 S**
(45) **Date of Patent:** **** Mar. 7, 2023**

- (54) **ARTIFICIAL LASH EXTENSION SEPARATING COMB**
- (71) Applicant: **Lashify, Inc.**, North Hollywood, CA (US)
- (72) Inventor: **Sahara Lotti**, North Hollywood, CA (US)
- (73) Assignee: **Lashify, Inc.**, North Hollywood, CA (US)
- (**) Term: **15 Years**
- (21) Appl. No.: **29/846,967**
- (22) Filed: **Jul. 20, 2022**
- (51) **LOC (14) Cl.** **28-03**
- (52) **U.S. Cl.**
USPC **D28/25; D28/7**
- (58) **Field of Classification Search**
USPC D28/7, 21, 22, 25, 30
CPC A45D 26/0066; A45D 24/04; A45D 24/10;
A45D 24/16; A45D 2200/10; A45D 2200/1018; A45D 2/48; A41G 5/02
See application file for complete search history.

- D485,359 S * 1/2004 McMichael D24/143
 - D573,306 S * 7/2008 Too
 - D573,308 S * 7/2008 Wittke-Kothe D28/60
 - D588,746 S * 3/2009 Ross D28/55
- (Continued)

FOREIGN PATENT DOCUMENTS

- JP 2021151399 A * 9/2021
- Primary Examiner* — Jennifer Rivard
- (74) *Attorney, Agent, or Firm* — Lowenstein Sandler LLP

(57) **CLAIM**

The ornamental design for an artificial lash extension separating comb, as shown and described.

DESCRIPTION

FIG. 1 is a top left perspective view of an artificial lash extension separating comb in accordance with the claimed design.

FIG. 2 is a left side view thereof.

FIG. 3 is a right side view thereof.

FIG. 4 is a top view thereof.

FIG. 5 is a bottom view thereof.

FIG. 6 is a front view thereof.

FIG. 7 is a rear view thereof.

FIG. 8 is a top left perspective view of an artificial lash extension separating comb in accordance with the claimed design.

FIG. 9 is a left side view of thereof.

FIG. 10 is a right side view thereof.

FIG. 11 is a top view thereof.

FIG. 12 is a bottom view thereof.

FIG. 13 is a front view thereof; and,

FIG. 14 is a rear view thereof.

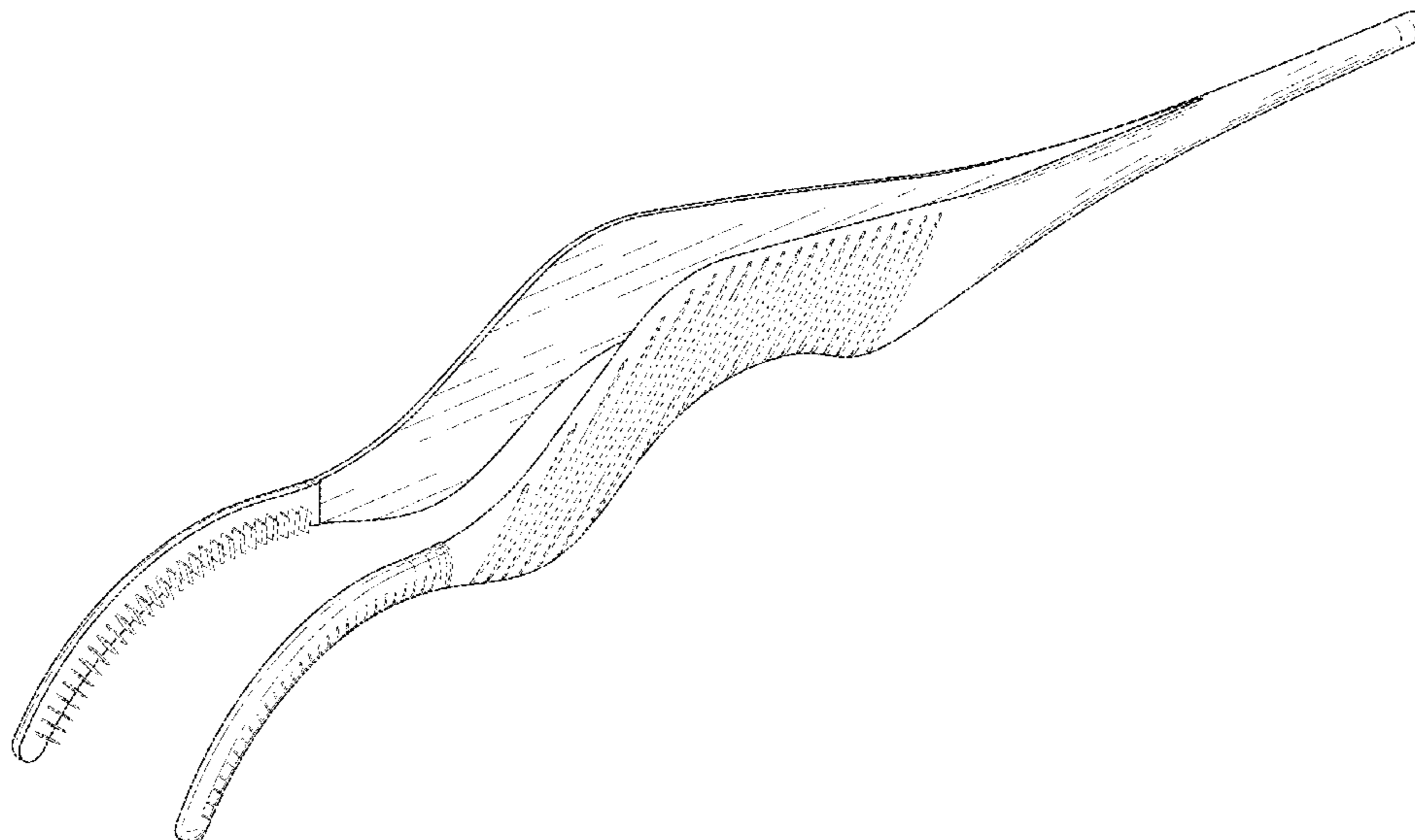
The broken lines consisting of evenly spaced lines in the figures show portions of the artificial lash extension separating comb that form no part of the claimed design.

(56) **References Cited**

U.S. PATENT DOCUMENTS

- D210,180 S * 2/1968 Solomon D28/36
- D213,239 S * 1/1969 Flewellin D28/36
- D215,985 S * 11/1969 Silson D28/36
- 3,516,423 A * 6/1970 Seidler A41G 5/02
132/216
- 3,547,135 A * 12/1970 Roos A41G 5/02
D28/36
- D219,854 S * 2/1971 Howard D28/36
- 3,561,454 A * 2/1971 O'Connell A41G 5/02
D28/36
- D222,518 S * 10/1971 Brittain D28/36
- D269,820 S * 7/1983 Bisson D28/25
- D483,909 S * 12/2003 Todeschini D28/55

1 Claim, 8 Drawing Sheets



(56)

References Cited

U.S. PATENT DOCUMENTS

7,748,391	B2 *	7/2010	Vance	A45D 24/04
					132/126
D636,127	S *	4/2011	Allison	D28/55
D783,901	S *	4/2017	Kim	D24/143
D784,615	S *	4/2017	Choi	D28/36
D812,303	S *	3/2018	Pascullo	D28/55
D814,107	S *	3/2018	Lotti	D28/7
D850,715	S *	6/2019	Lotti	D28/7
D862,796	S *	10/2019	Jin Kim	D28/7
D863,679	S *	10/2019	Lotti	D28/7
D867,664	S *	11/2019	Lotti	D28/55
D890,430	S *	7/2020	Lotti	D28/55
D895,201	S *	9/2020	Lotti	D28/7
D926,372	S *	7/2021	Liang	D28/25
D937,482	S *	11/2021	Kim	D28/7
D952,258	S *	5/2022	Lotti	D28/55
D955,635	S *	6/2022	Lotti	D28/7
D961,845	S *	8/2022	Wang	D28/7
2005/0166939	A1 *	8/2005	Stroud	A45D 40/30
					132/216
2020/0323325	A1 *	10/2020	Kim	H01F 7/0252
2022/0160094	A1 *	5/2022	Lyons	A45D 2/48

* cited by examiner

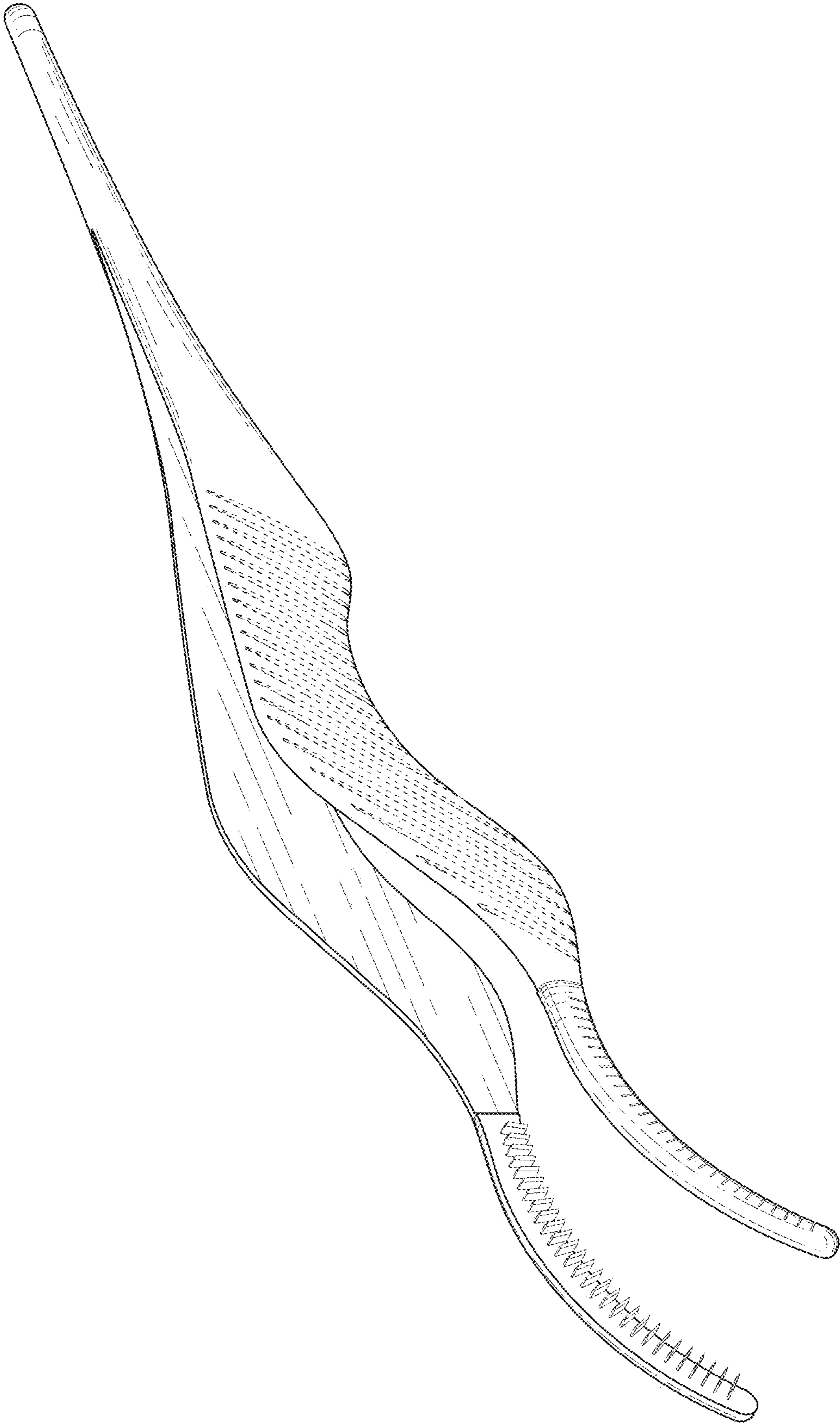


FIG. 1

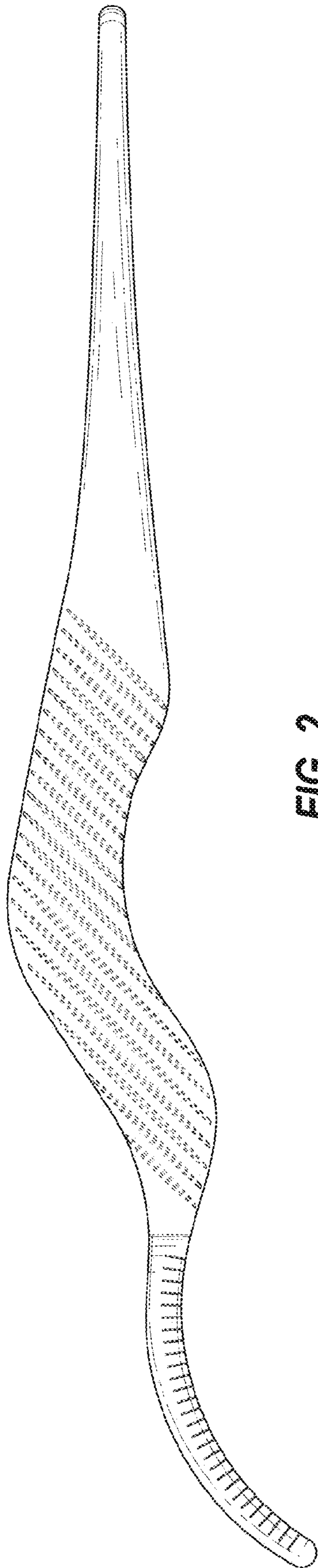


FIG. 2

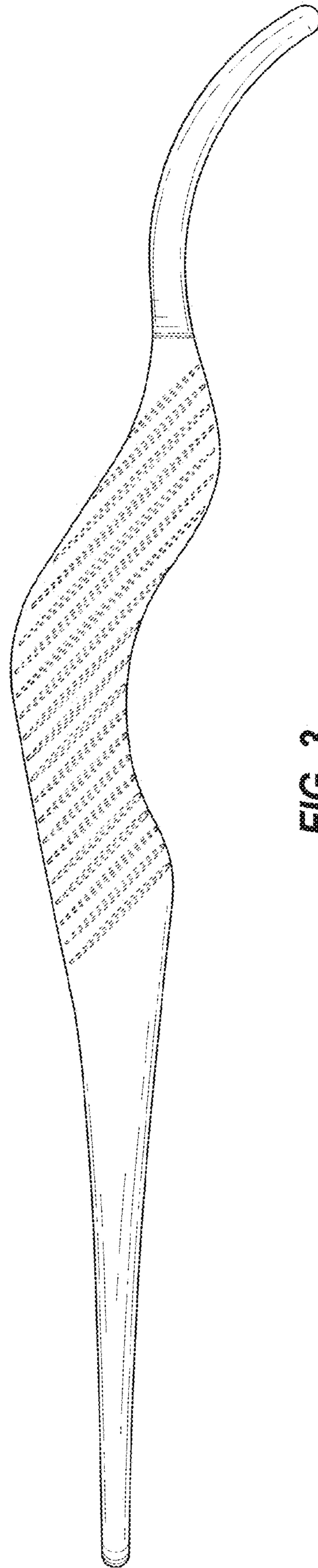


FIG. 3

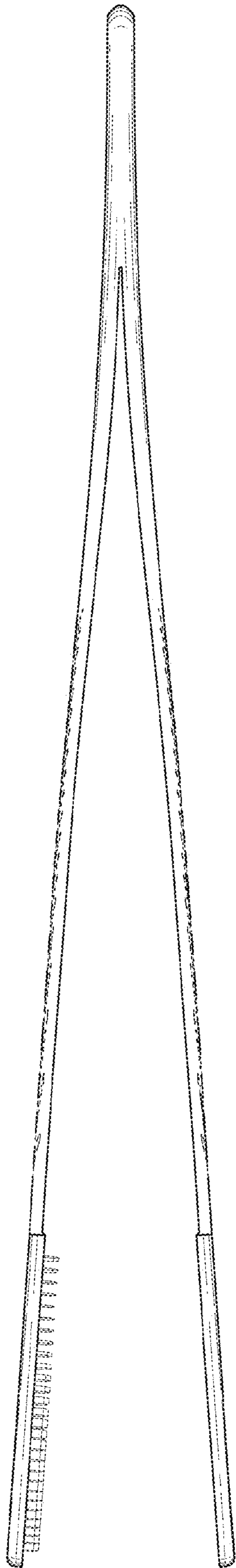


FIG. 4

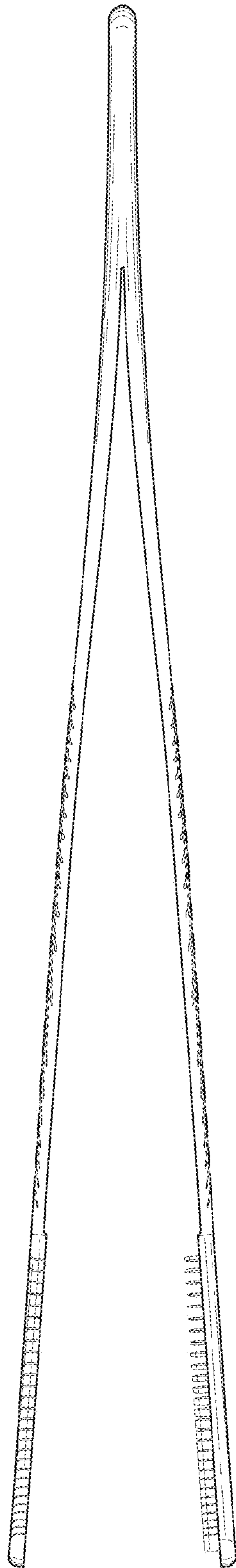


FIG. 5

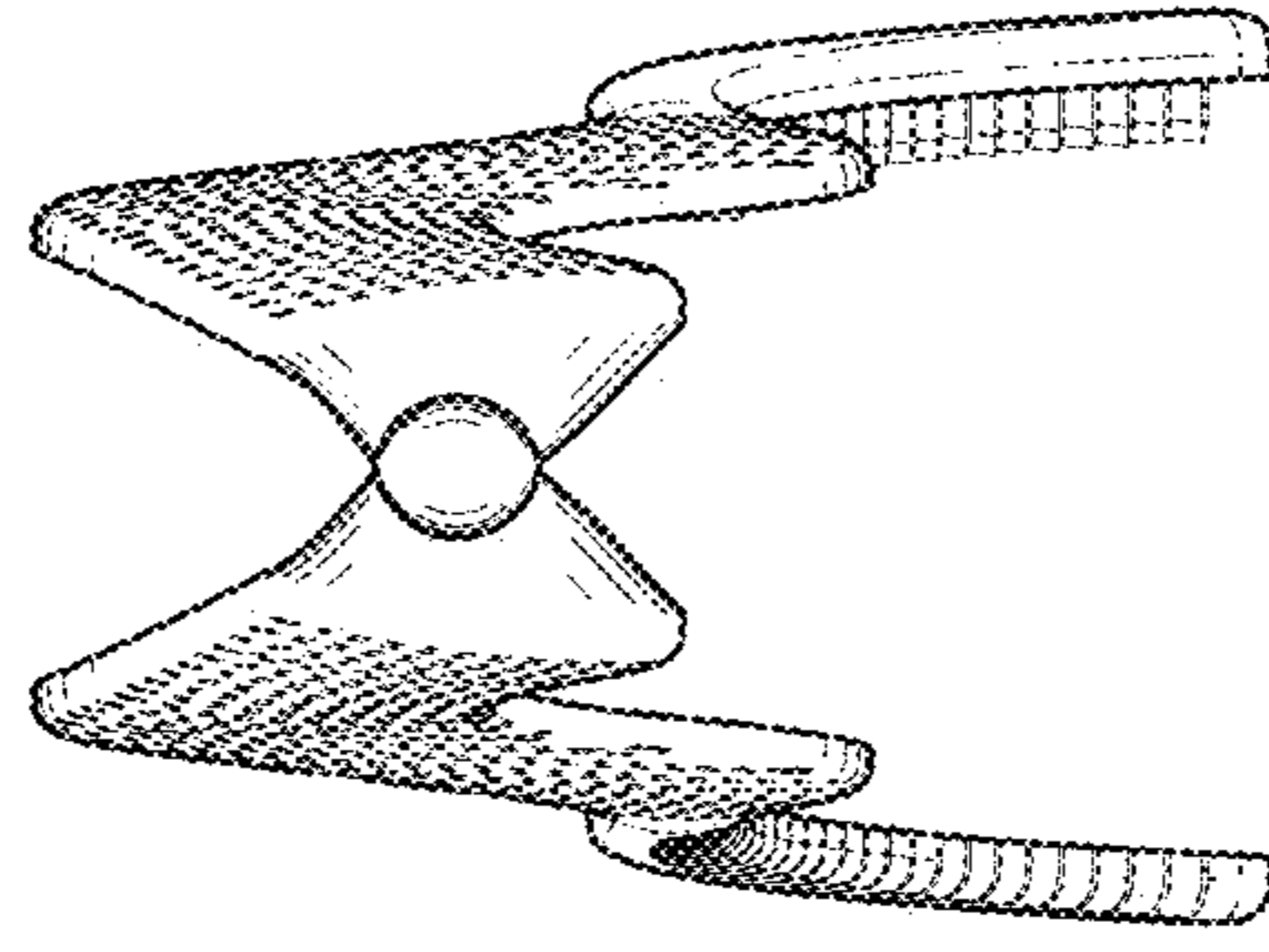


FIG. 7

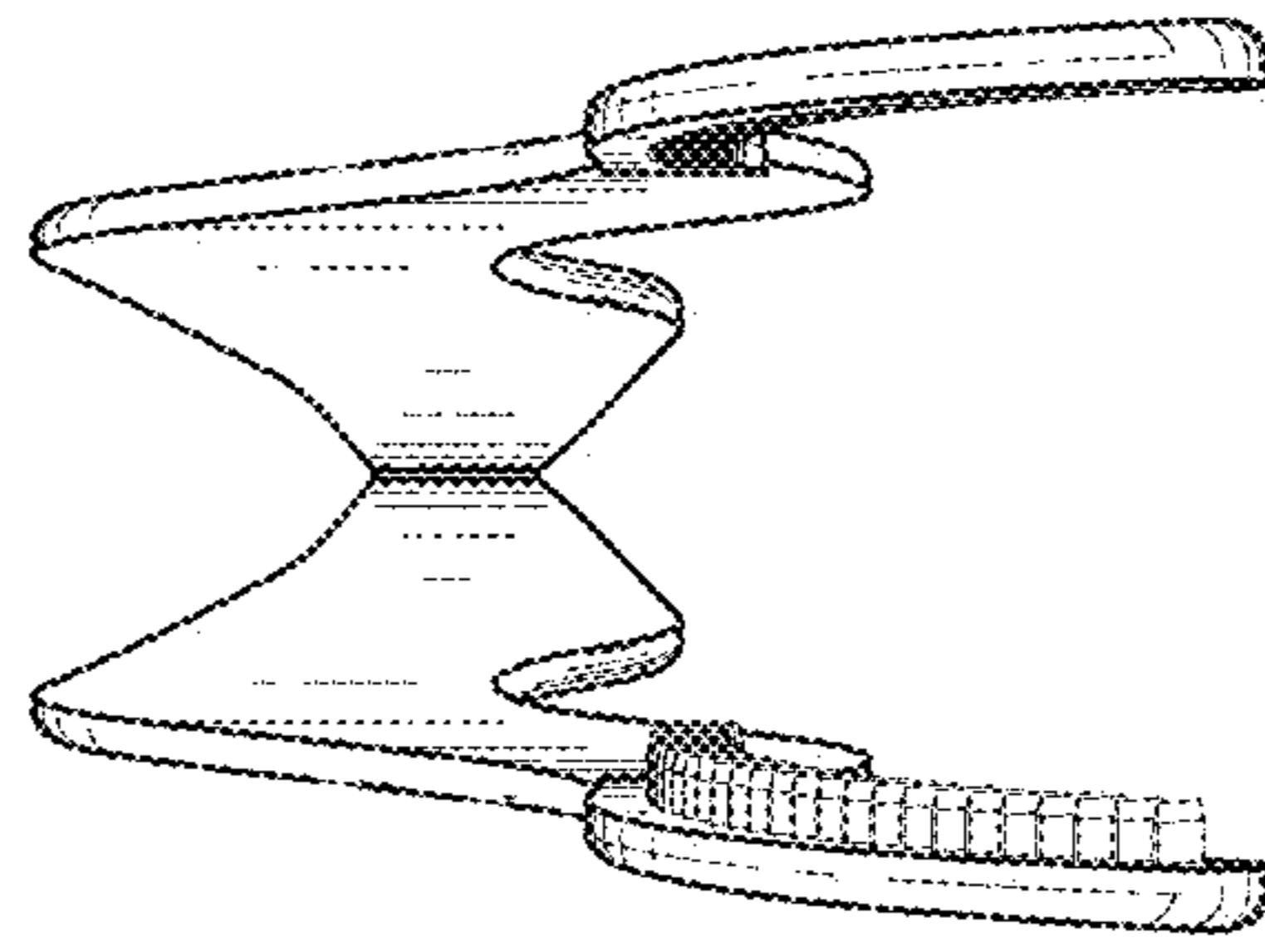


FIG. 6

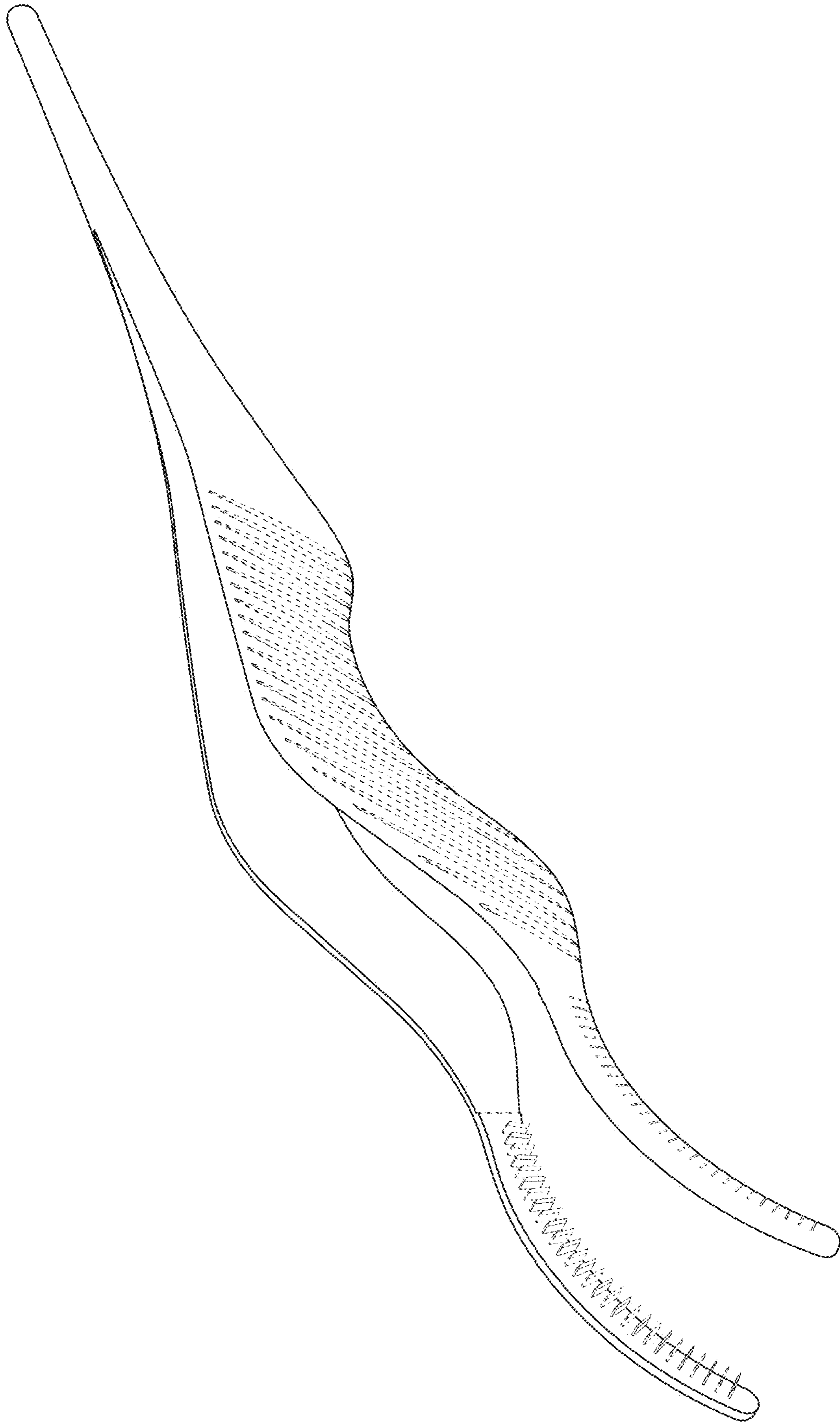


FIG. 8

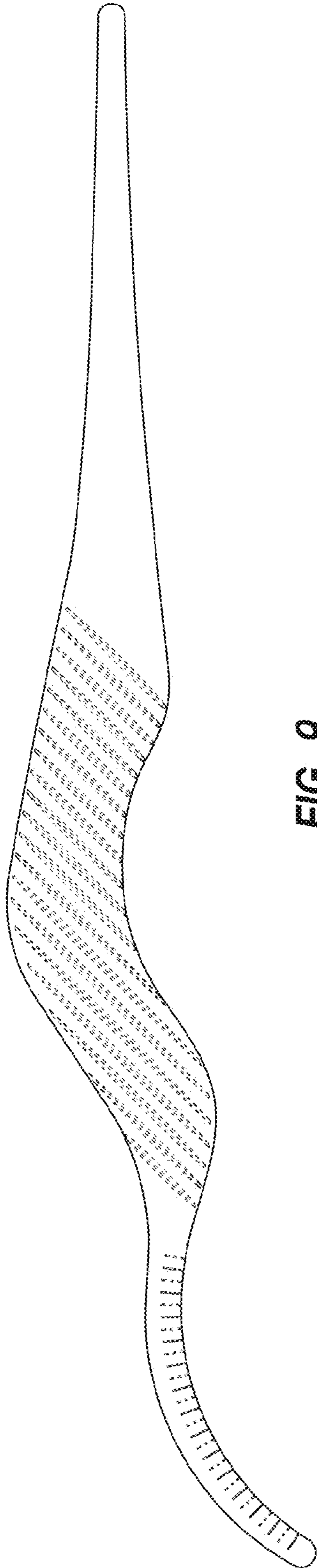


FIG. 9

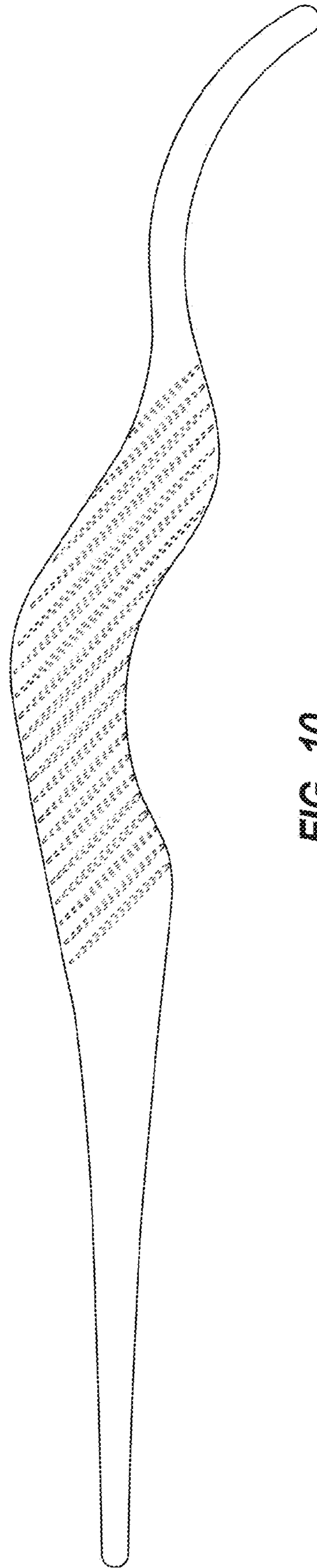


FIG. 10

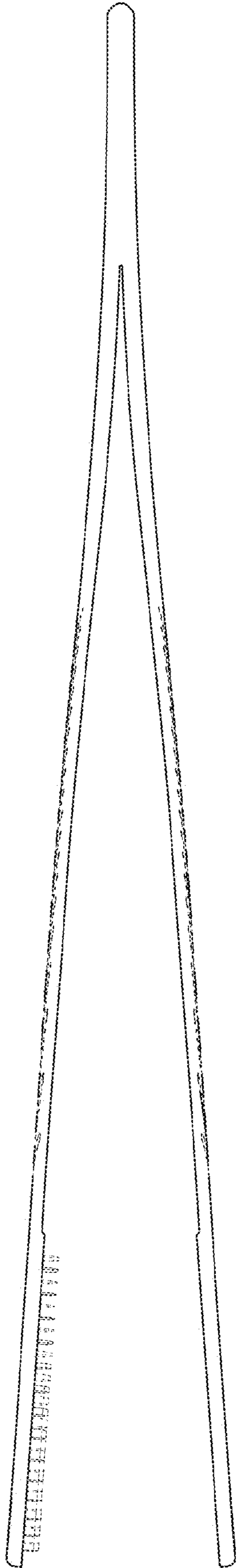


FIG. 11

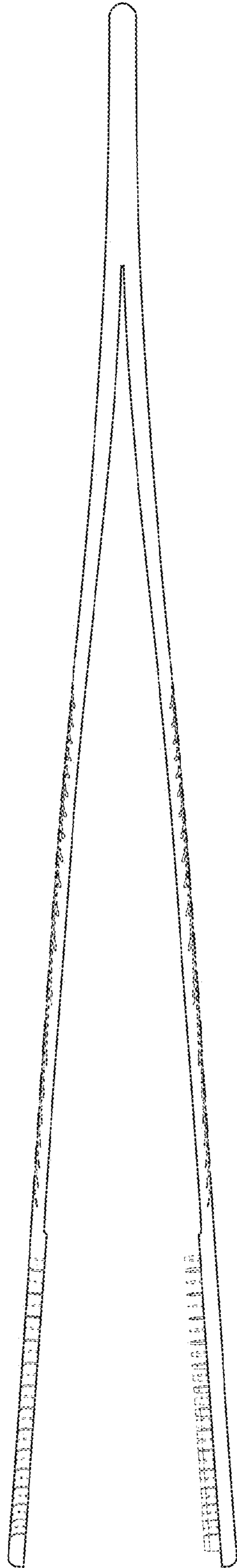


FIG. 12

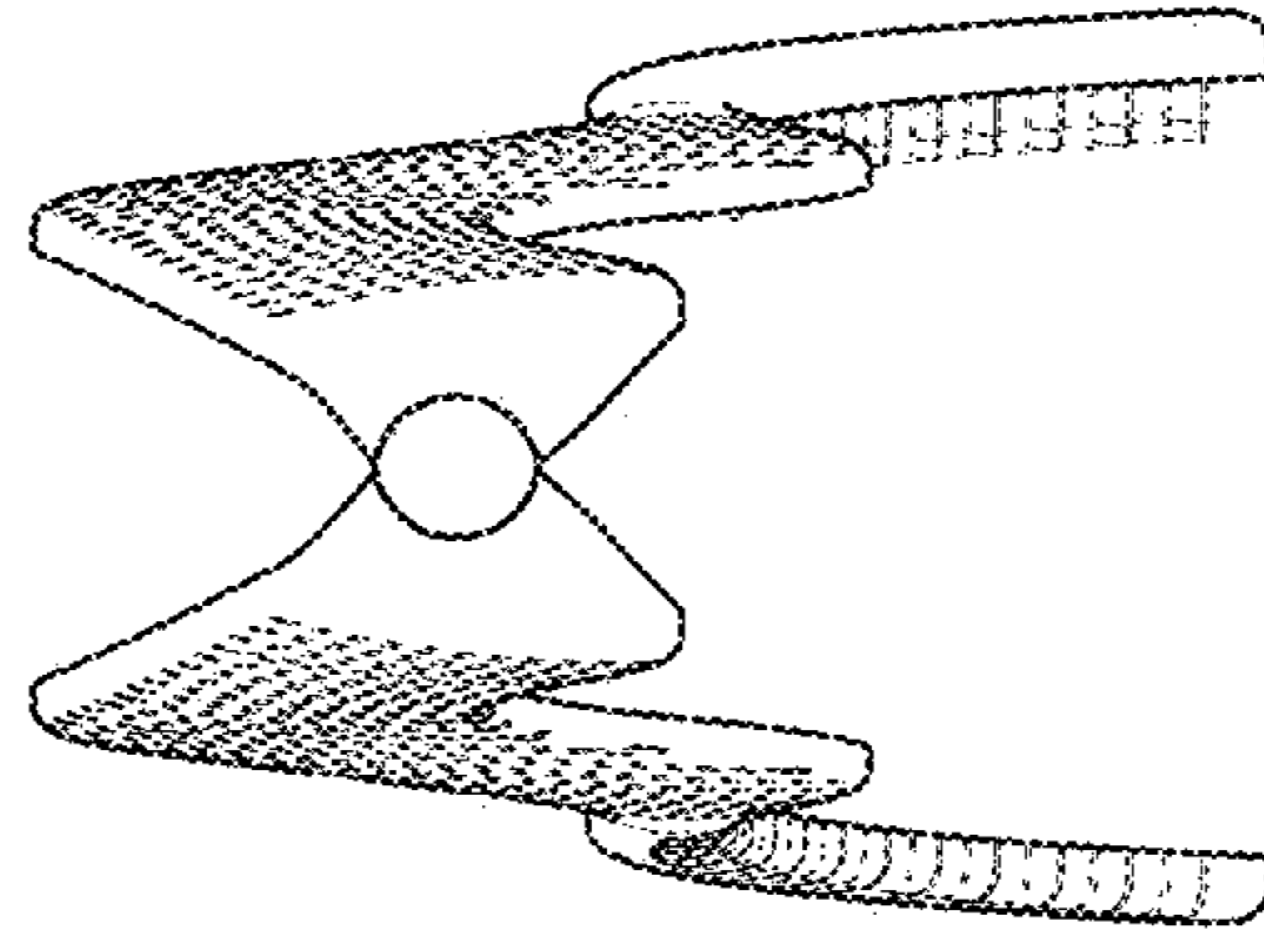


FIG. 14

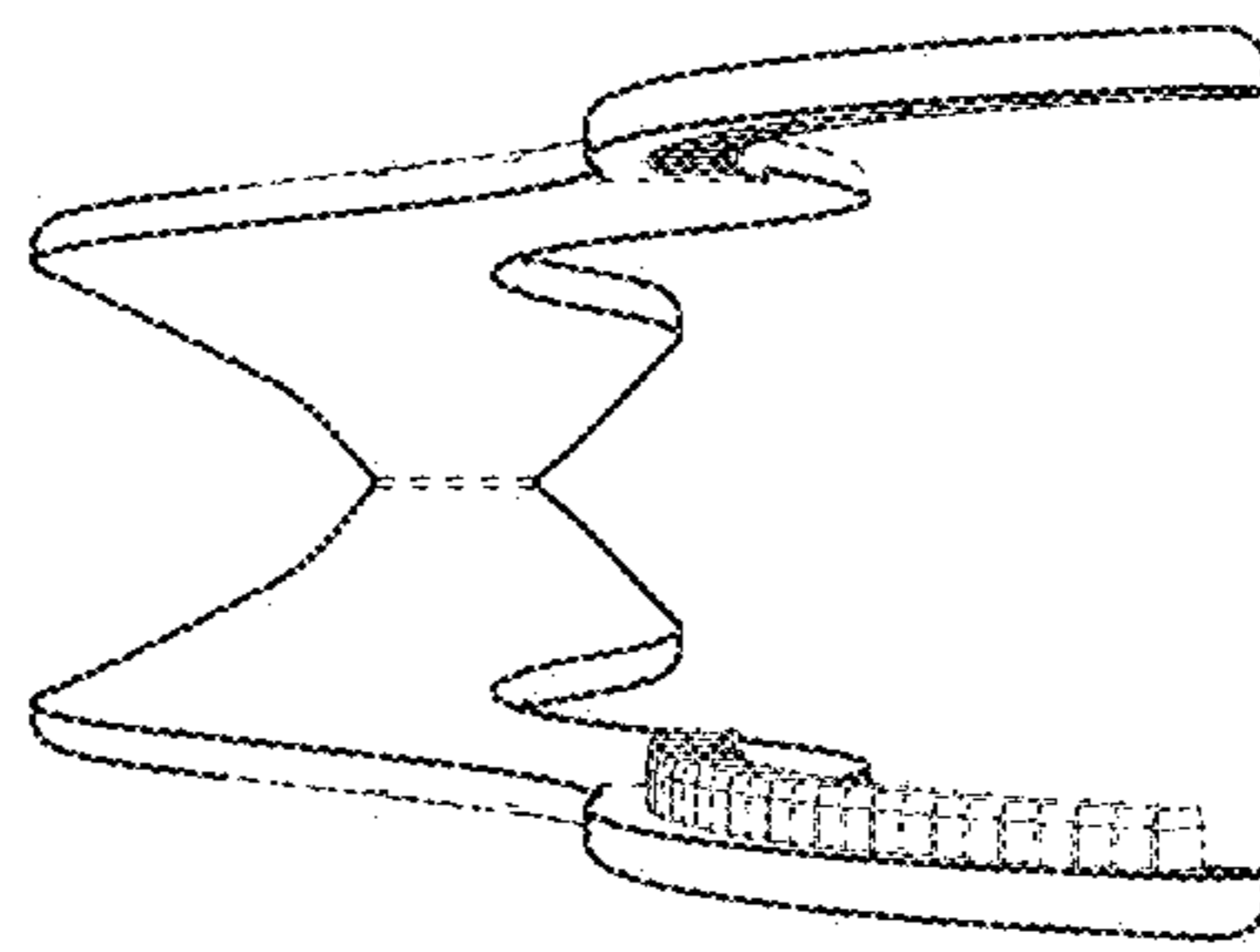


FIG. 13