



US00D980485S

(12) **United States Design Patent**
Wang

(10) **Patent No.:** **US D980,485 S**
(45) **Date of Patent:** **** Mar. 7, 2023**

(54) **DESK LAMP WITH WIRELESS CHARGING STAND**

(71) Applicant: **Dongguan Bochuang Zhiguang Information Technology Co., Ltd.**, Dongguan (CN)

(72) Inventor: **Fuqing Wang**, Dongguan (CN)

(**) Term: **15 Years**

(21) Appl. No.: **29/854,954**

(22) Filed: **Sep. 29, 2022**

(51) **LOC (14) Cl.** **26-05**

(52) **U.S. Cl.**
USPC **D26/51**

(58) **Field of Classification Search**

USPC D26/37-38, 51-52, 54, 56, 58, 60-66, D26/93, 104; D10/2, 5, 109.1, 111; D14/170-172, 188, 204, 221
CPC H04R 1/02; H04R 1/021; H04R 1/025; H04R 1/026; H04R 1/028; H04R 1/403; H04R 1/2803; H04R 1/2834; H04R 5/02; H04R 9/06; H04R 19/013; H04R 2400/00; F21V 33/00; F21V 33/0048; F21V 33/0052; F21V 33/0056; F21V 33/0004; F21V 15/00; F21V 15/01; F21V 17/164; F21V

(Continued)

(56) **References Cited**

U.S. PATENT DOCUMENTS

D209,077 S * 10/1967 Andre F21S 9/03 D26/56
D334,438 S * 3/1993 Kua D26/63

(Continued)

FOREIGN PATENT DOCUMENTS

CN 306498293 * 4/2021
CN 306682442 * 7/2021

(Continued)

OTHER PUBLICATIONS

“Aduro U-Light LED Desk Lamp,” Nov. 6, 2020, amazon.com, site visited Nov. 1, 2022, URL: <https://www.amazon.com/Aduro-Wireless-Eye-Caring-Organizer-Brightness/dp/B08KWN2VC6?th=1> (Year: 2020).*

(Continued)

Primary Examiner — Christy Nemeth

Assistant Examiner — Sarah L Smith

(74) *Attorney, Agent, or Firm* — Daniel M. Cohn; Howard M. Cohn

(57) **CLAIM**

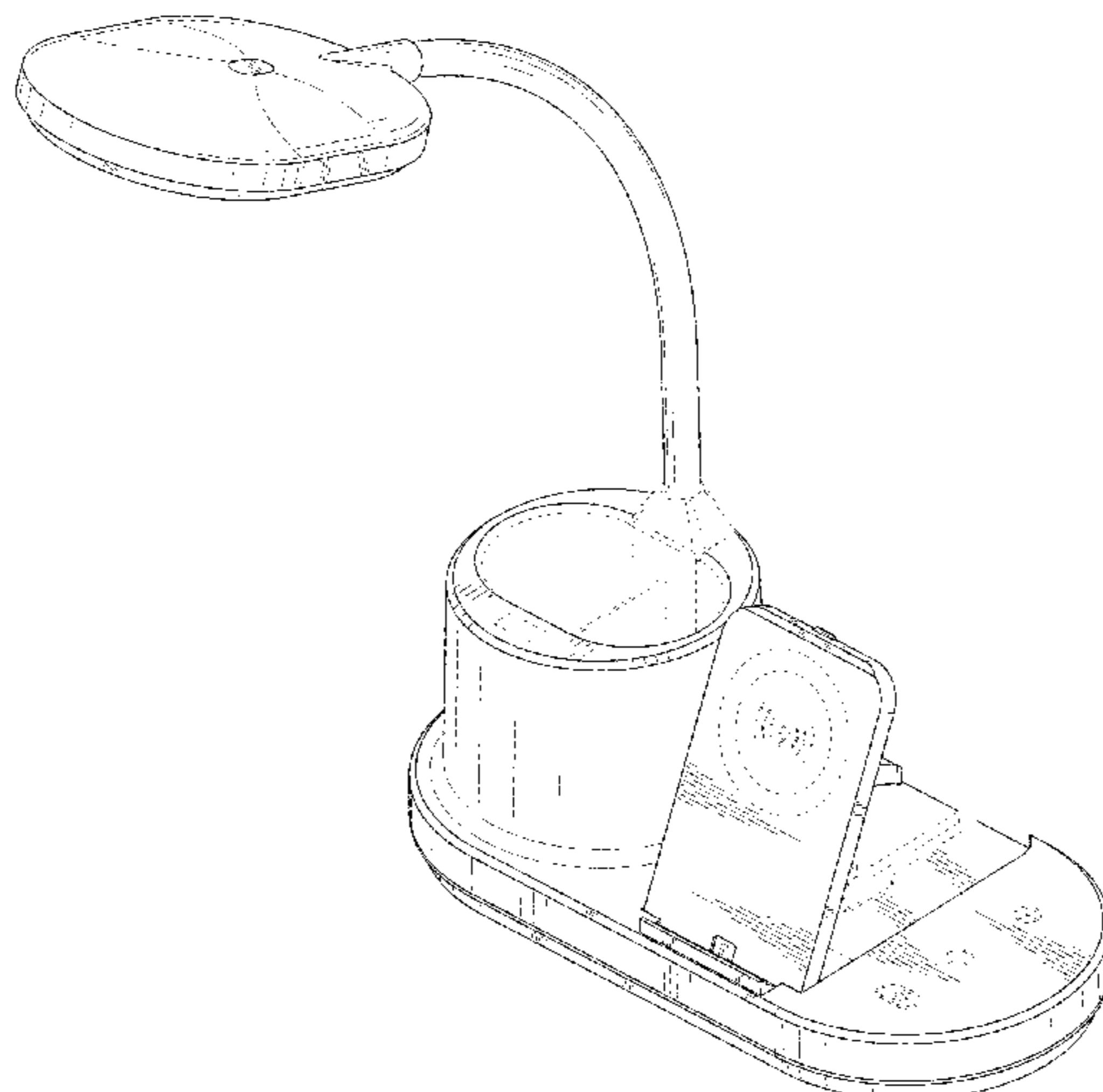
The ornamental design for a desk lamp with wireless charging stand, as shown and described.

DESCRIPTION

FIG. 1 is a top, front, right side perspective view of a desk lamp with wireless charging stand showing my new design; FIG. 2 is a bottom, rear, left side perspective view thereof; FIG. 3 is a top, rear, right side perspective view thereof; FIG. 4 is a front elevational view thereof; FIG. 5 is a rear elevational view thereof; FIG. 6 is a left side elevational view thereof; FIG. 7 is a right side elevational view thereof; FIG. 8 is a top plan view thereof; FIG. 9 is a bottom plan view thereof; FIG. 10 is a top, front, right side perspective view of the desk lamp with wireless charging stand where the desk lamp with wireless charging stand is in a configuration of use; and, FIG. 11 is an exploded top, front, right side perspective view of the desk lamp with wireless charging stand.

The dash-dash broken lines in the drawings depict portions of the desk lamp with wireless charging stand that form no part of the claimed design.

1 Claim, 11 Drawing Sheets



(58) **Field of Classification Search**

CPC 23/026; F21V 23/06; F21V 21/06; F21V
21/32; F21S 8/02; F21S 8/03; F21S 8/04;
F21S 8/06; F21S 8/026; F21S 8/046;
F21S 8/088; F21S 8/033; F21S 8/37;
F21S 8/048; F21S 8/083; F21S 2/00;
F21S 6/003; B43M 99/008; B43M
99/006; G11B 33/06; B43K 23/001

See application file for complete search history.

D852,134 S * 6/2019 Mei D13/108
D873,475 S * 1/2020 Wang D26/107
D875,043 S * 2/2020 Yi D13/108
D899,654 S * 10/2020 Zhou D26/60
D907,001 S * 1/2021 Kim D14/170
D914,955 S * 3/2021 Deng D26/107
D918,136 S * 5/2021 Xu D13/108
D926,685 S * 8/2021 Fan D13/108
D961,147 S * 8/2022 Li D26/106
D965,851 S * 10/2022 Deng D26/107
D974,619 S * 1/2023 Wang D26/51
2012/0327640 A1 * 12/2012 Huang F21S 9/03
362/183

(56) **References Cited**

U.S. PATENT DOCUMENTS

D349,170 S * 7/1994 Lin D19/75
D386,272 S * 11/1997 Brown D26/62
D522,162 S * 5/2006 Wu D26/65
D600,388 S * 9/2009 Huang D26/65
D669,628 S * 10/2012 Huang D26/107
D732,216 S * 6/2015 Wiedenmann D26/51
D732,217 S * 6/2015 Wiedenmann D26/60
D820,511 S * 6/2018 Wiedenmann D26/142
D825,823 S * 8/2018 Ren D26/107
D834,735 S * 11/2018 Ng D26/65
D839,190 S * 1/2019 Xie D13/108
D847,741 S * 5/2019 Hu D13/108

FOREIGN PATENT DOCUMENTS

CN 306738054 * 8/2021
JP 07192512 A * 7/1995

OTHER PUBLICATIONS

“Aduro U-Light LED Desk Lamp,” Mar. 12, 2021, amazon.com,
site visited Nov. 1, 2022, URL: <https://www.amazon.com/Aduro-U-Light-Organizer-Wireless-Charger/dp/B08YRJJRCK/> (Year: 2021).*

* cited by examiner

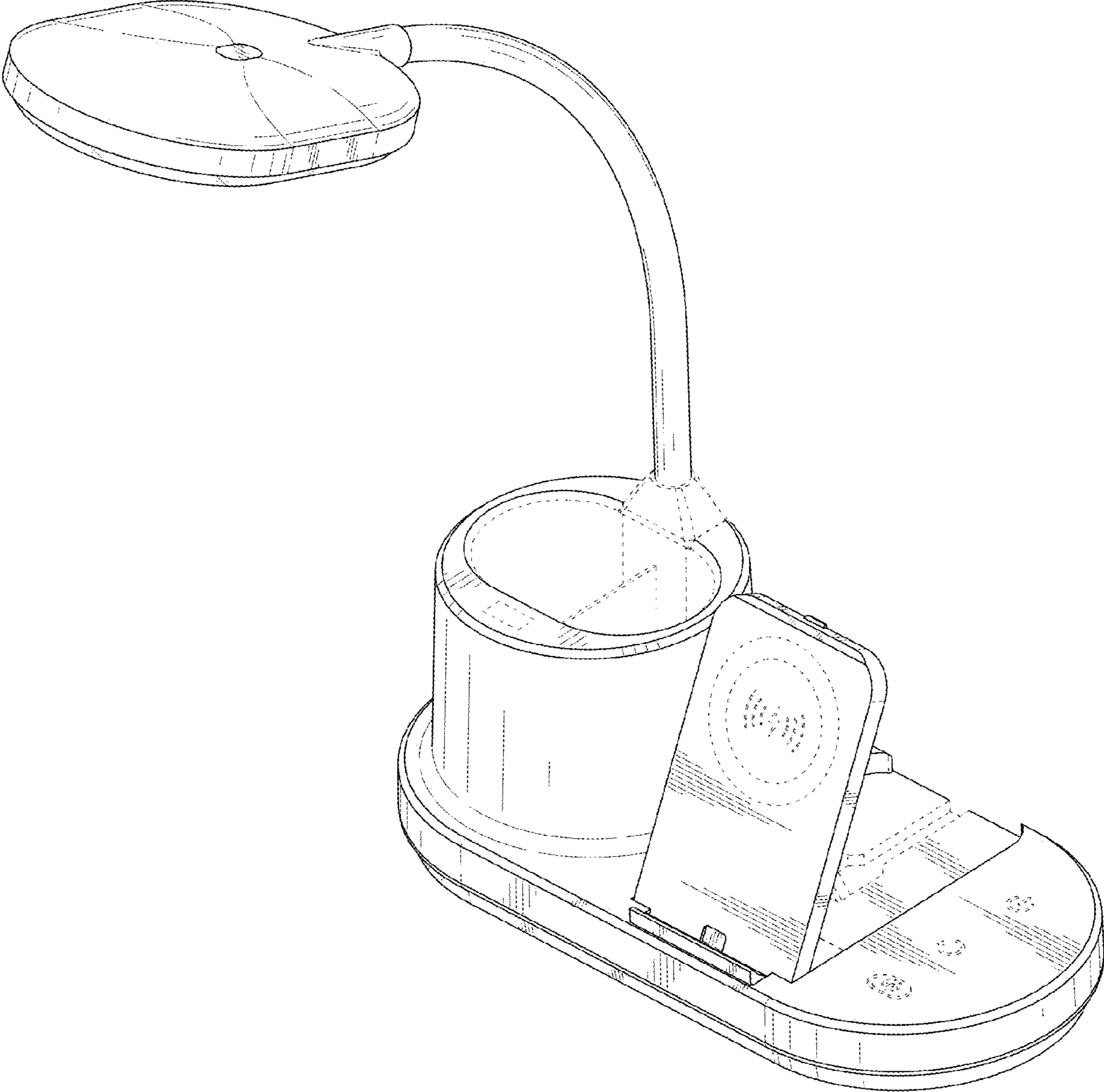


FIG. 1



FIG. 2

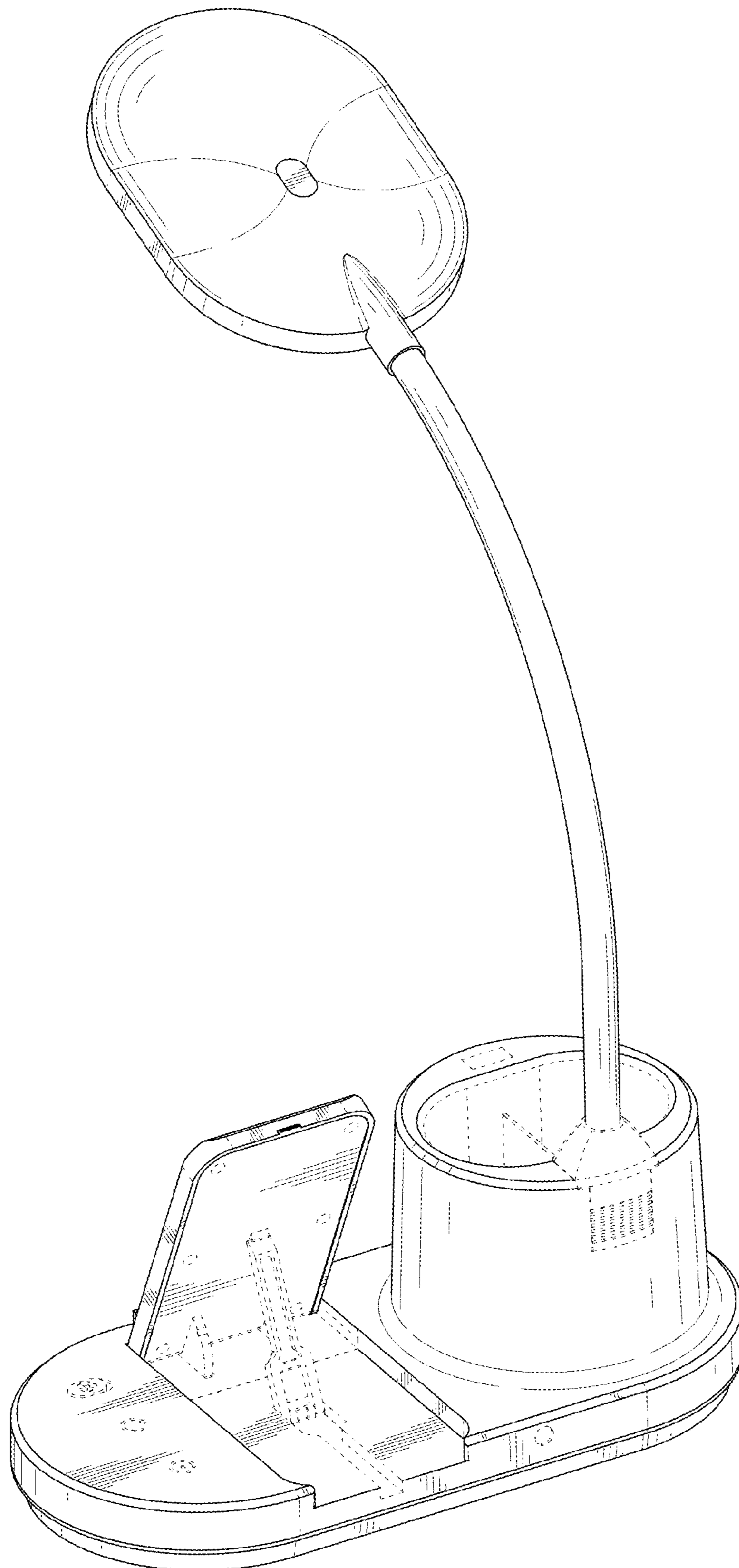


FIG. 3

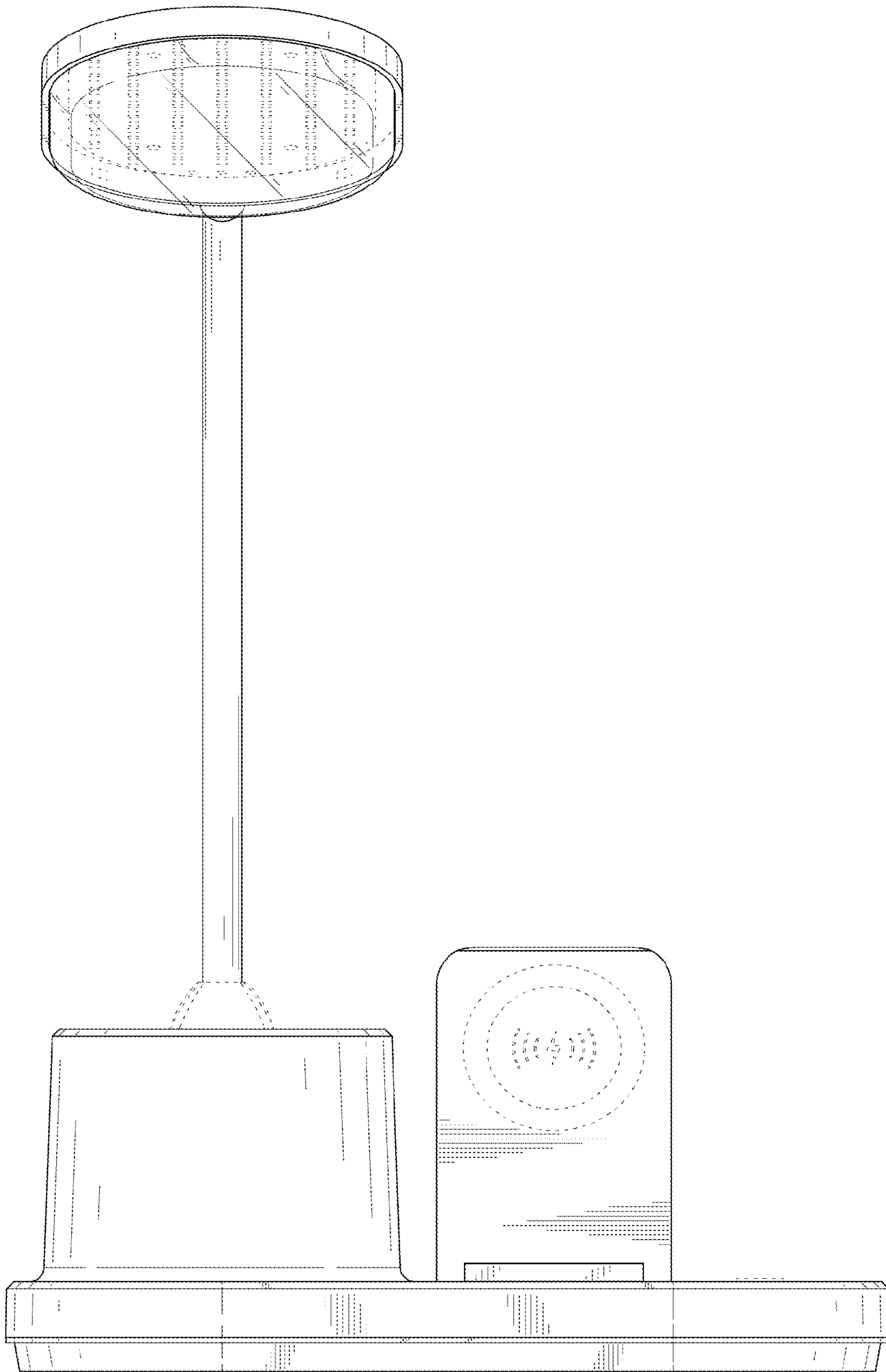


FIG. 4

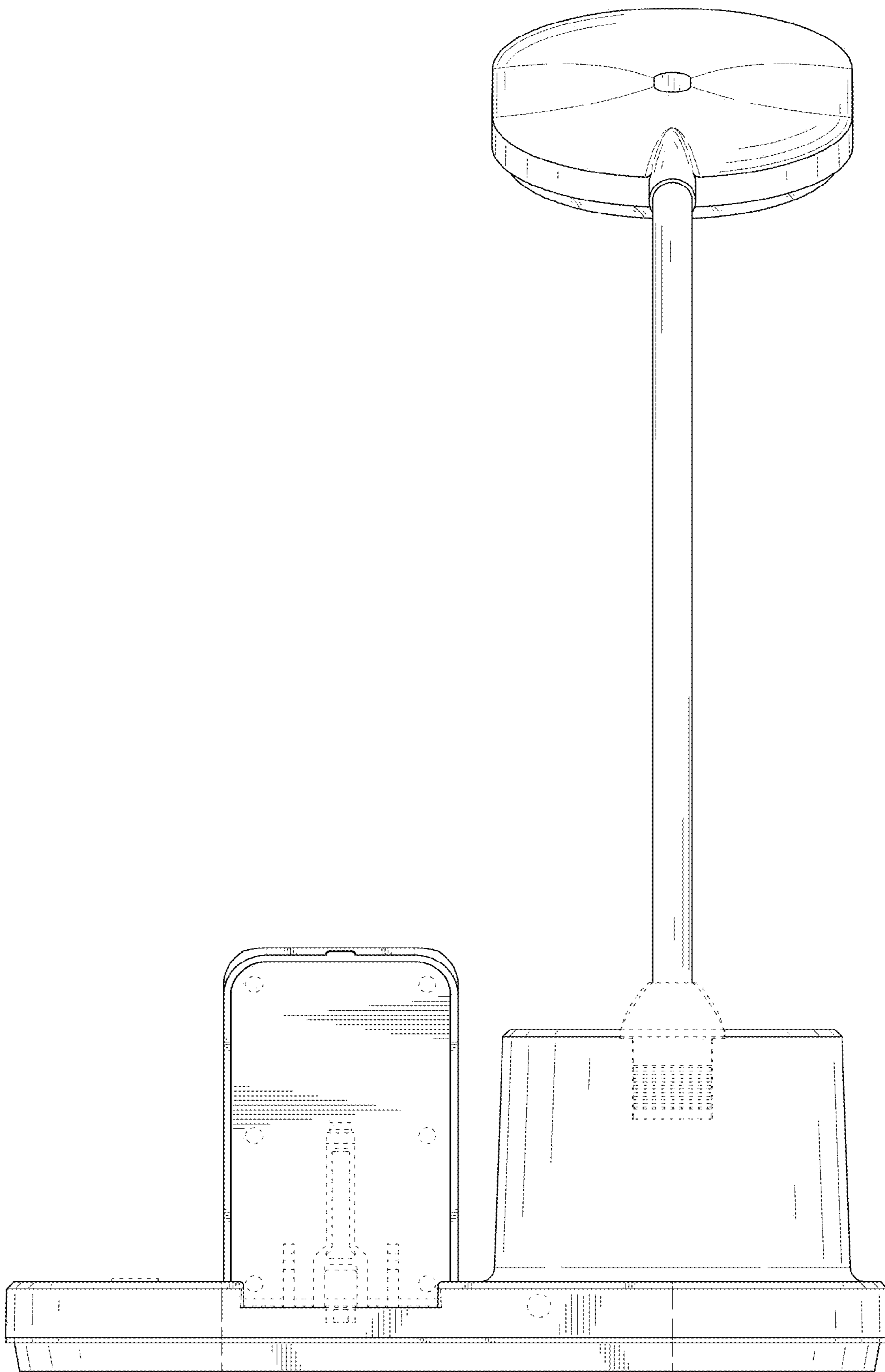


FIG. 5

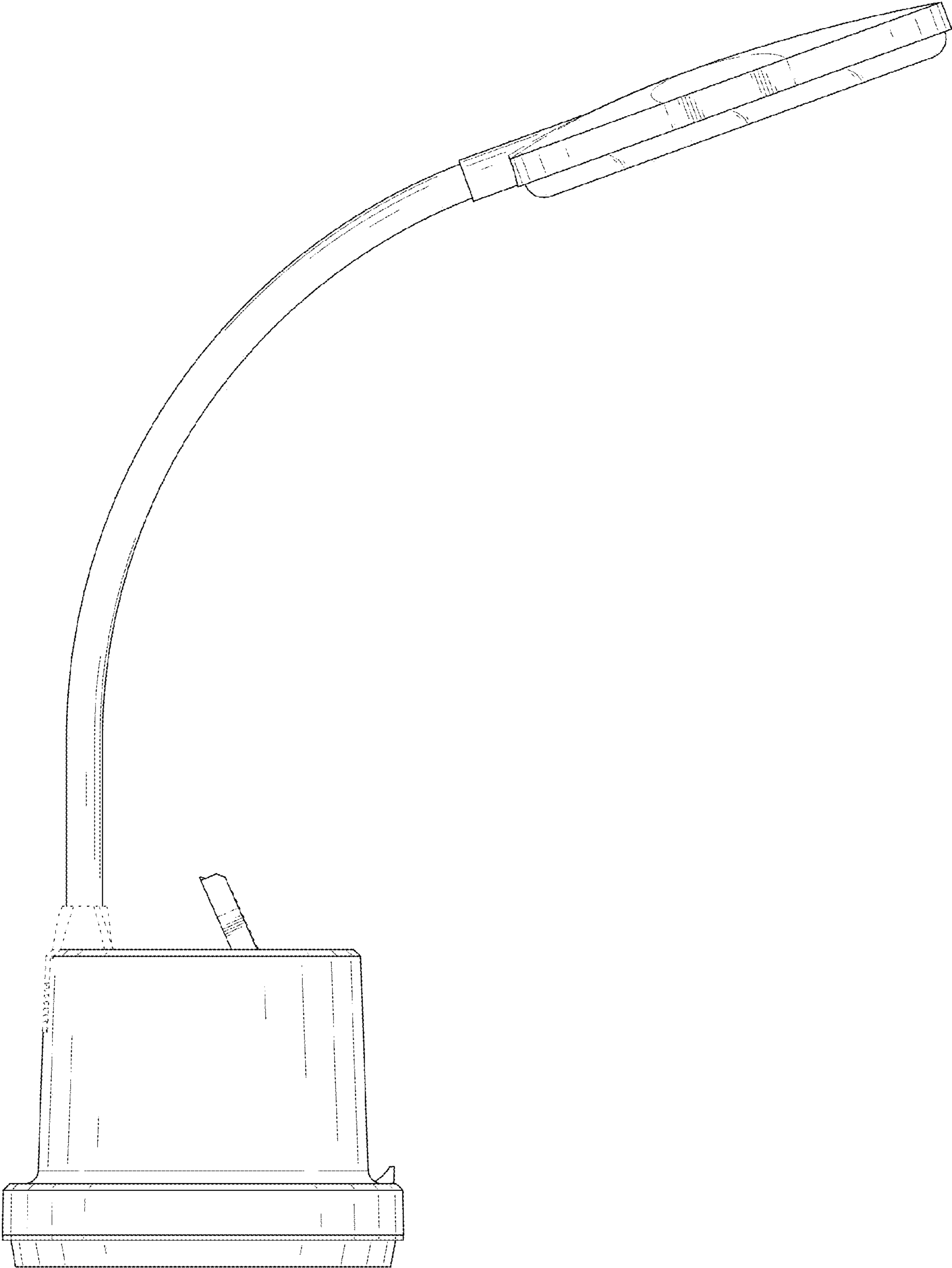


FIG. 6

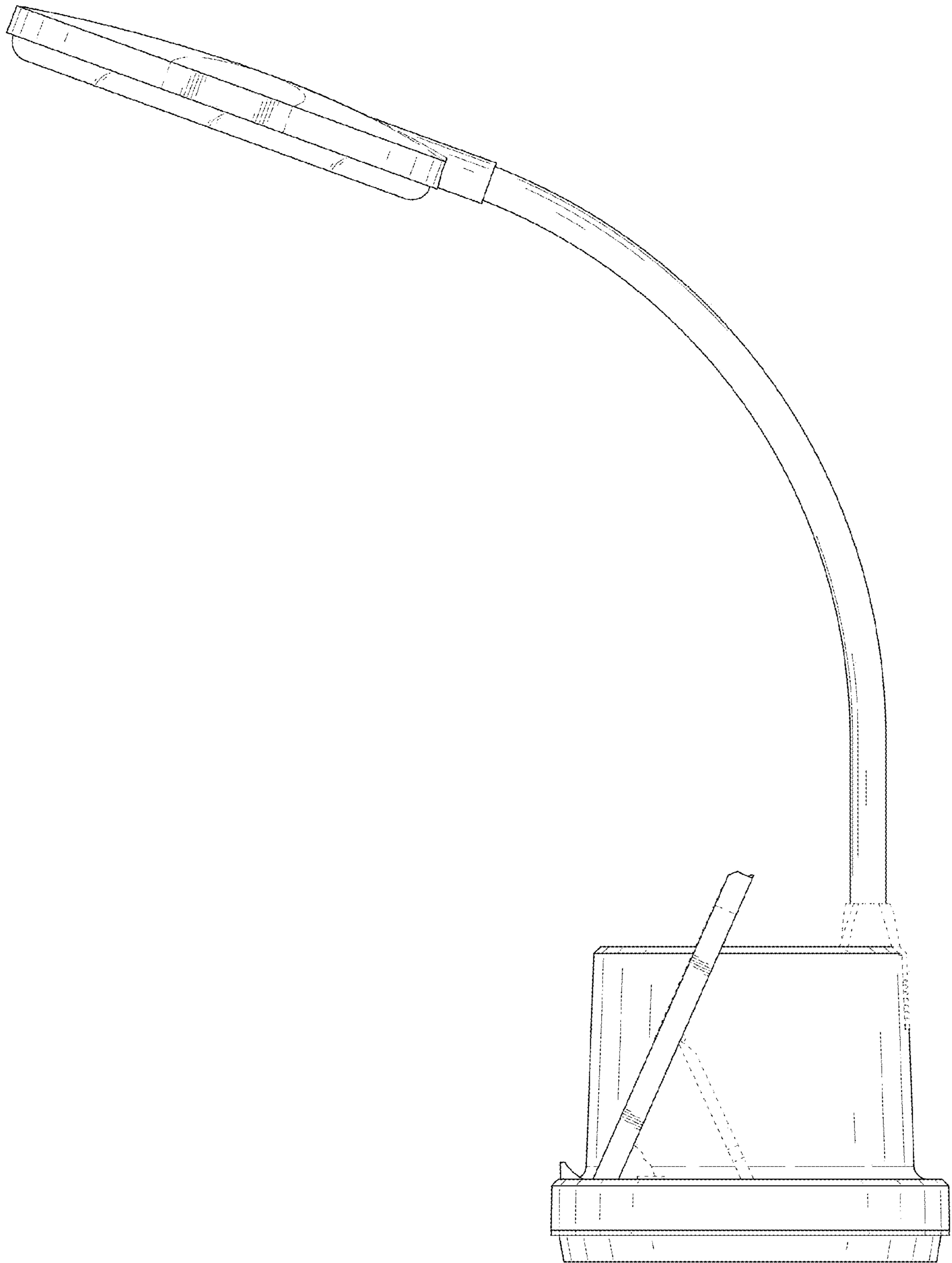


FIG. 7

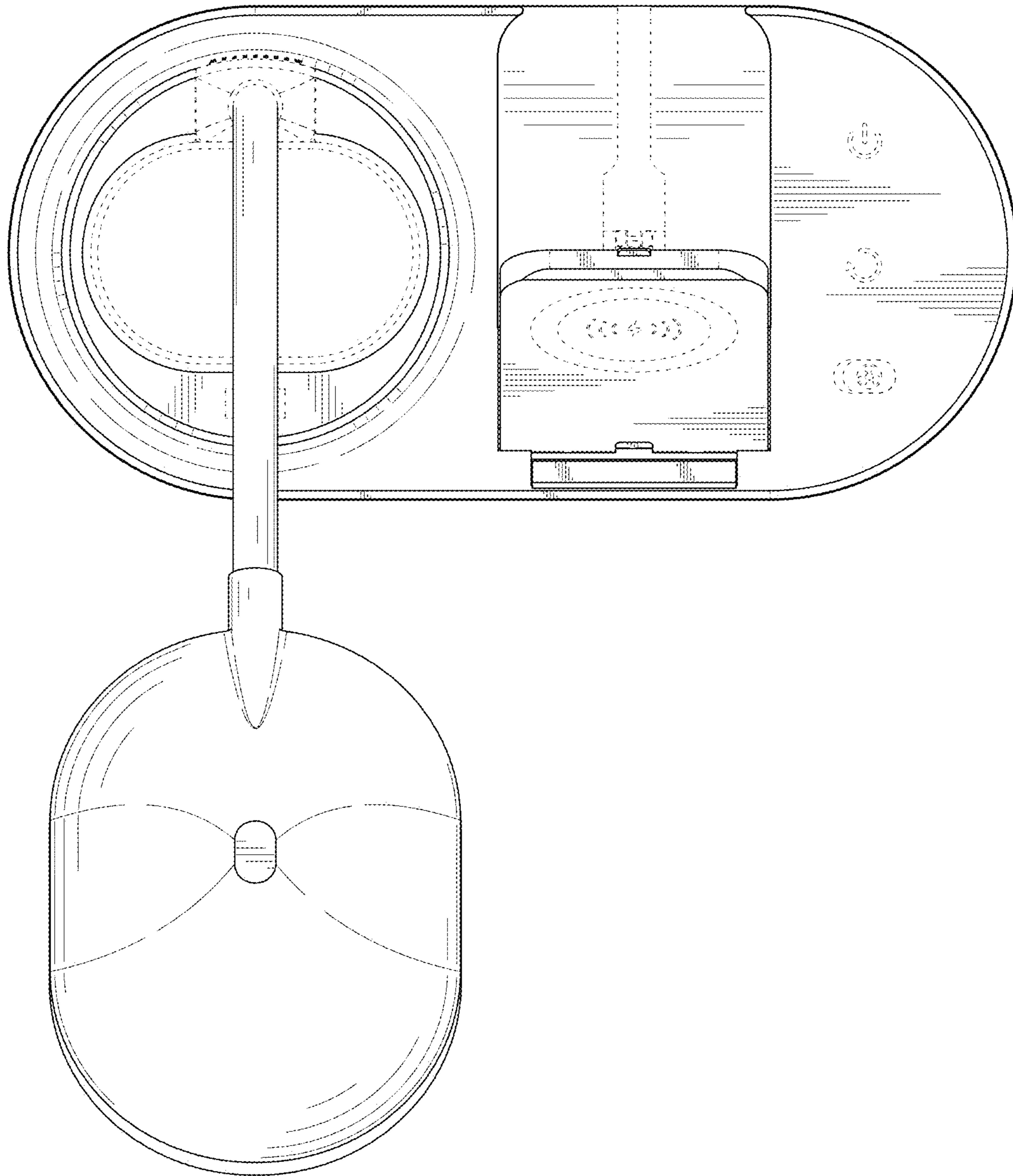


FIG. 8

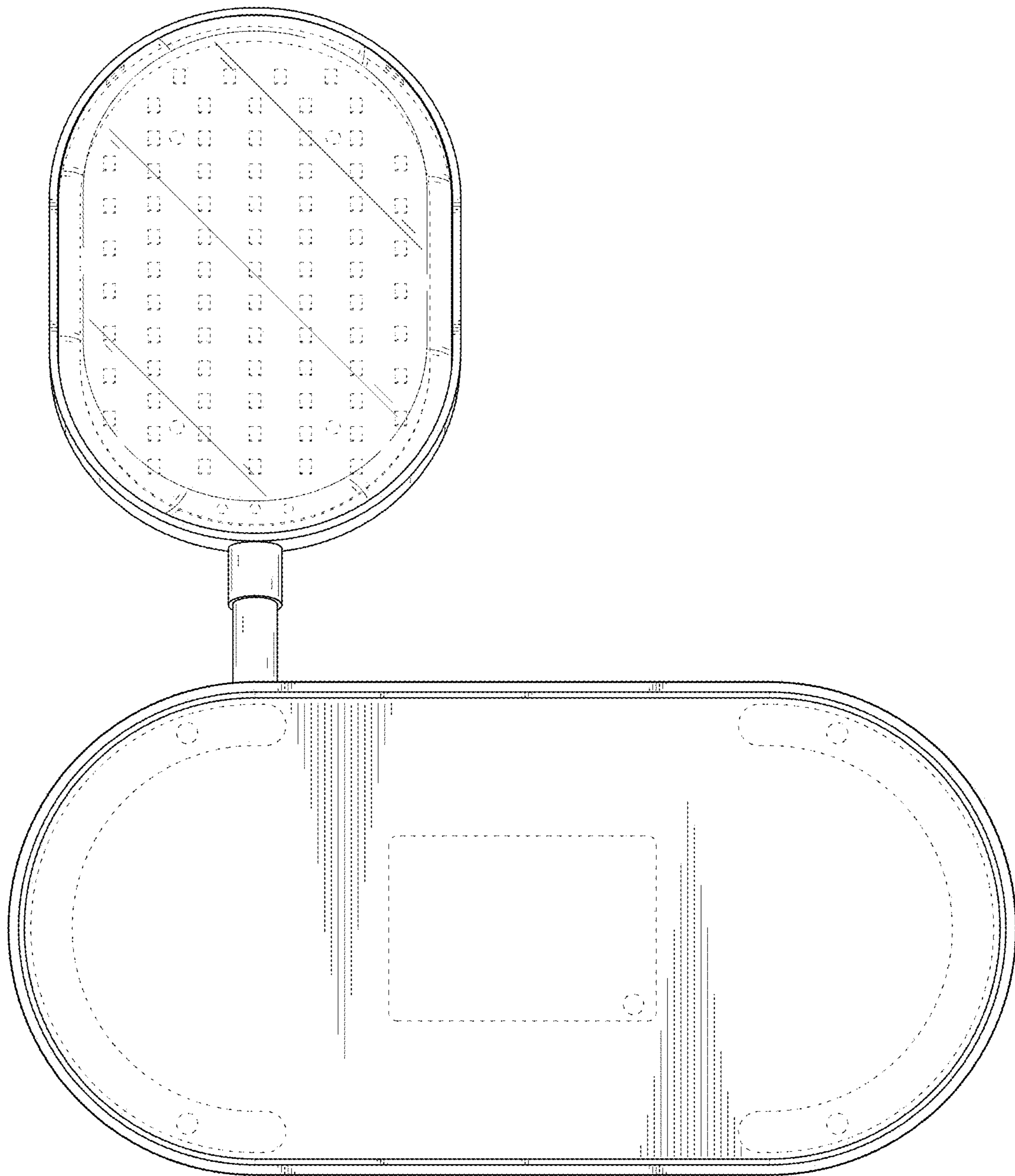


FIG. 9

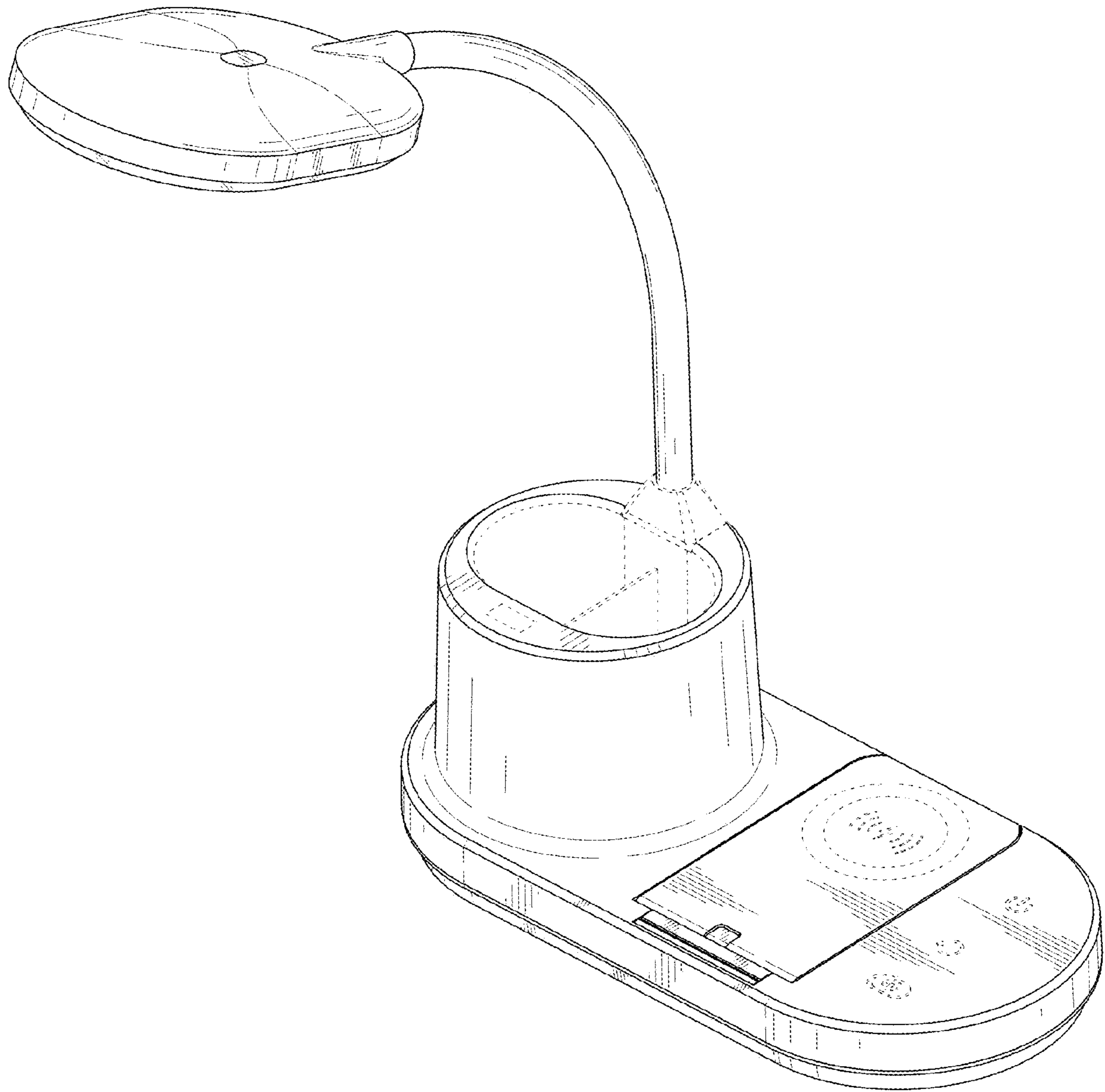


FIG. 10

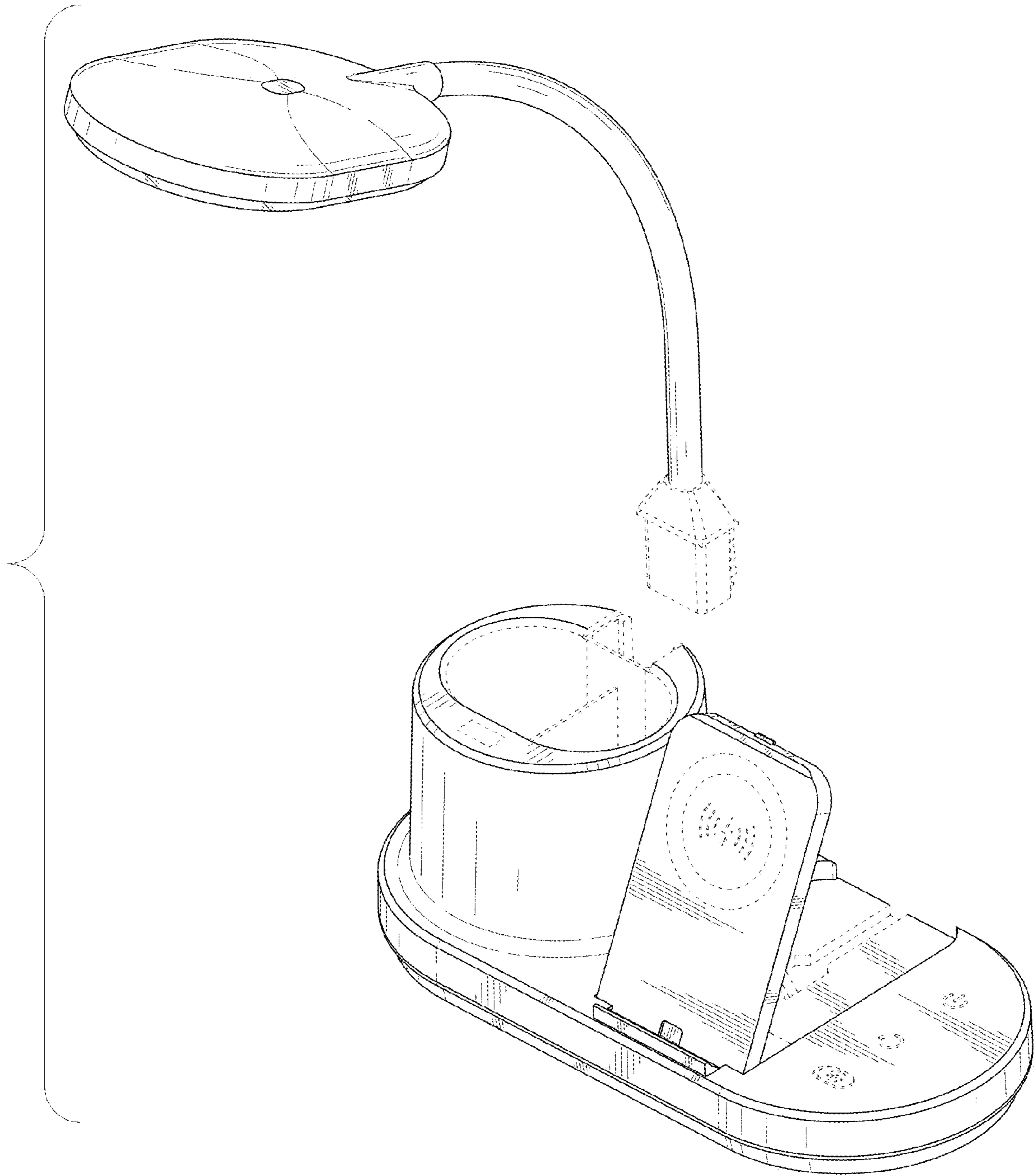


FIG. 11