



US00D980472S

(12) **United States Design Patent**
Offen

(10) **Patent No.:** **US D980,472 S**

(45) **Date of Patent:** **** Mar. 7, 2023**

(54) **TAILLIGHT FOR A VEHICLE**
(71) Applicant: **VOLVO CAR CORPORATION**,
Gothenburg (SE)
(72) Inventor: **Markus Offen**, Torslanda (SE)
(73) Assignee: **VOLVO CAR CORPORATION**,
Gothenburg (SE)

D774,225 S * 12/2016 Iida D26/28
D790,093 S * 6/2017 Hayden D26/28
D812,266 S * 3/2018 Keskin D26/28
D846,774 S * 4/2019 Keskin D26/28
D862,750 S * 10/2019 Sakai D26/28
D863,625 S * 10/2019 Kim D26/28

(**) Term: **15 Years**
(21) Appl. No.: **29/741,919**
(22) Filed: **Jul. 16, 2020**

OTHER PUBLICATIONS

“2022 Volvo 040 Recharge—Side” by Volvo, published by Caricos on Mar. 3, 2021. First visited on Mar. 16, 2022 via URL: <https://www.caricos.com/cars/v/volvo/2022_volvo_c40_recharge/> (Year: 2021).*
MotorTrend FirstLook <https://www.motortrend.com/news/2022-volvo-c40-recharge-first-look-review?galleryimageid=ea910d41-7963-4fc9-aa84-c73fe13bee57> Posted Mar. 2, 2021 (Year: 2021).*

(30) **Foreign Application Priority Data**
Jan. 31, 2020 (EM) 007574520-0002
(51) **LOC (14) Cl.** **26-06**
(52) **U.S. Cl.**
USPC **D26/28**
(58) **Field of Classification Search**
USPC D26/28, 29, 30, 31, 32, 33, 34, 35, 36
CPC .. F21S 41/33; F21S 41/60; F21S 41/00; F21S
43/00; F21S 41/141; F21S 41/162; F21S
41/18; F21S 41/20; F21S 41/36; F21F
21/04; F21W 2103/40; F21W 2103/35;
F21W 2107/17; F21W 2107/13
See application file for complete search history.

* cited by examiner

Primary Examiner — Leanne Was-Englehart
(74) *Attorney, Agent, or Firm* — Calderon Safran Cole
PC

(56) **References Cited**
U.S. PATENT DOCUMENTS
D520,153 S * 5/2006 Otto D26/28
D541,444 S * 4/2007 Lamarre D26/28
D632,812 S * 2/2011 Matsumoto D26/28
D751,736 S * 3/2016 Gunnarson D26/28
D770,654 S * 11/2016 Ingenlath D26/28


(57) **CLAIM**

The ornamental design for a taillight for a vehicle, as shown and described.

DESCRIPTION

FIG. 1 is a front view of a taillight for a vehicle showing my new design;
FIG. 2 is a left perspective view thereof;
FIG. 3 is a left side view thereof; and,
FIG. 4 is a top view thereof.
The broken line(s) which define the bounds of the claimed design form no part thereof. Outside the broken line boundary, the de-emphasized and halftone showing of a motor vehicle illustrates environment and forms no part of the claimed design.

1 Claim, 4 Drawing Sheets






FIG. 1



FIG. 2




FIG. 3



FIG. 4