



US00D980456S

(12) **United States Design Patent** (10) **Patent No.:** **US D980,456 S**
Clarke et al. (45) **Date of Patent:** **** Mar. 7, 2023**

(54) **TEMPORARY RESTROOM**
(71) Applicant: **Lendlease Americas Inc.**, New York, NY (US)

D819,830 S * 6/2018 Urban D25/16
D819,831 S * 6/2018 Franzke D25/16
10,036,172 B1 7/2018 Baker
(Continued)

(72) Inventors: **Glenn T. Clarke**, Monee, IL (US);
Theresa L. Brown, Charlotte, NC (US)

FOREIGN PATENT DOCUMENTS

CN 107762188 A 3/2018
CN 305627812 * 2/2020
IN 270432 * 11/2015

(73) Assignee: **Lendlease Americas Inc.**, New York, NY (US)

OTHER PUBLICATIONS

(**) Term: **15 Years**

Int'l Search Report and Written Opinion of the Int'l Searching Authority, Appln No. PCT/US2020/049217, dated Dec. 17, 2020, 15 pages.

(21) Appl. No.: **29/739,445**

(Continued)

(22) Filed: **Jun. 25, 2020**

(51) **LOC (14) Cl.** **25-03**

(52) **U.S. Cl.**
USPC **D25/16**

Primary Examiner — Kathleen L Jones
Assistant Examiner — Jasmine L. Comedy
(74) *Attorney, Agent, or Firm* — Merchant & Gould P.C.

(58) **Field of Classification Search**
USPC D25/1, 16, 35; 4/300, 663, 664
CPC E04H 1/1216; E04H 1/1266; A47K 4/00;
A47K 11/00
See application file for complete search history.

(57) **CLAIM**

The ornamental design for a temporary restroom, as shown and described.

(56) **References Cited**

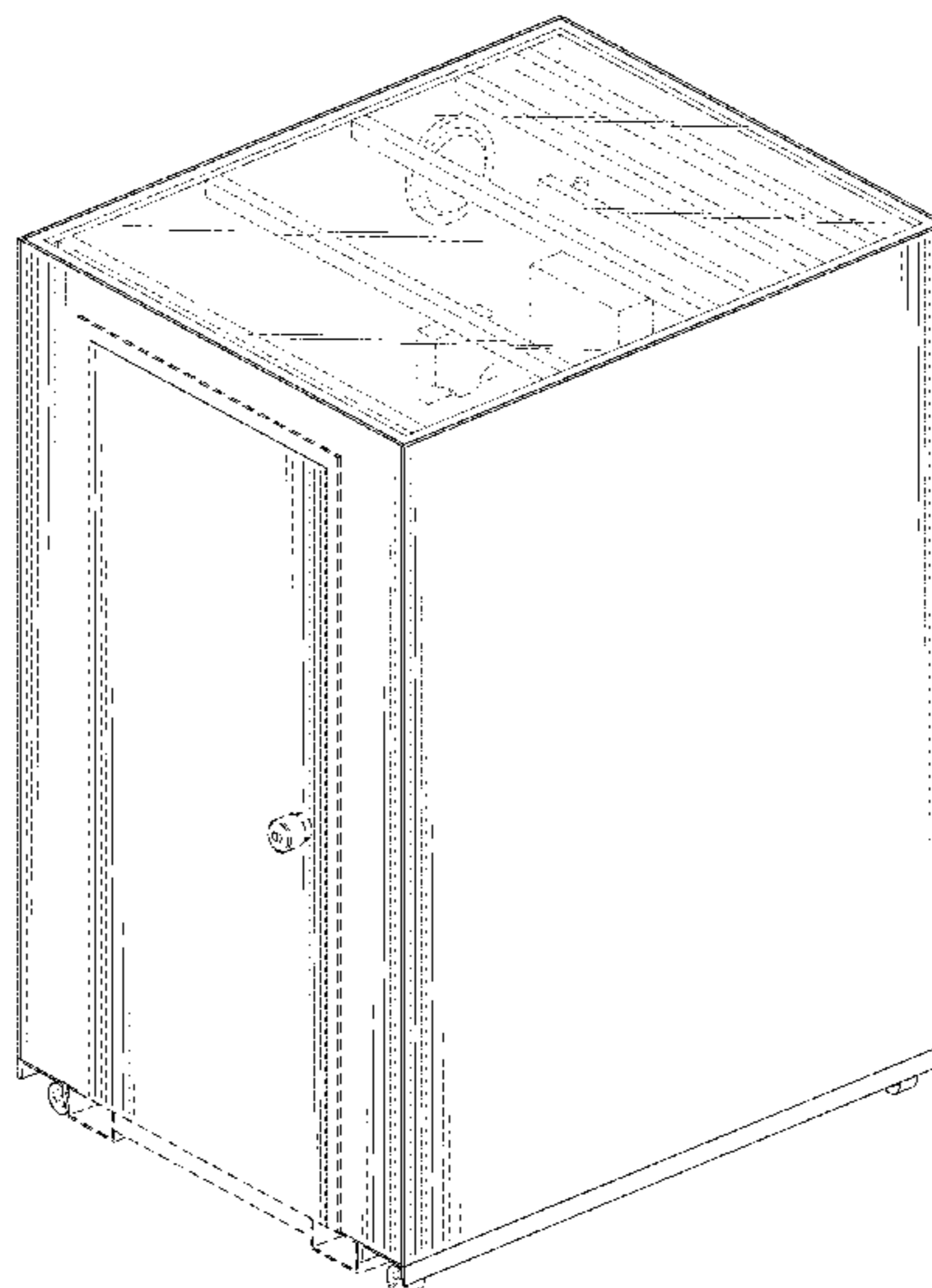
DESCRIPTION

U.S. PATENT DOCUMENTS

2,037,895 A 4/1936 Gugler
3,366,976 A * 2/1968 Swanson A47K 13/10
D25/16
3,601,821 A * 8/1971 Corsiglia E03D 7/00
4/300
D275,520 S * 9/1984 Harding D25/16
6,681,413 B2 1/2004 Weiss
7,975,325 B2 * 7/2011 Holmstadt E04H 1/1216
4/476
8,079,096 B2 * 12/2011 Roberts E04H 1/1216
4/476
9,309,683 B1 * 4/2016 Huang F24F 7/02
9,340,963 B2 5/2016 Ito et al.
9,879,437 B2 1/2018 Ito et al.
9,909,293 B2 3/2018 Winter et al.

FIG. 1 is a front isometric view of a temporary restroom according to the present disclosure;
FIG. 2 is a front view thereof;
FIG. 3 is a rear view thereof;
FIG. 4 is a right side view thereof;
FIG. 5 is a left side view thereof;
FIG. 6 is a top view thereof;
FIG. 7 is a bottom view thereof; and,
FIG. 8 is a cross-sectional front view of the temporary restroom taken along the line 8-8 in FIG. 4, showing an interior of the temporary restroom.
The broken lines in the Figures depict portions of the temporary restroom that form no part of the claimed design.

1 Claim, 8 Drawing Sheets



(56)

References Cited

U.S. PATENT DOCUMENTS

10,066,409 B2 9/2018 Sansom, III et al.
2003/0121093 A1* 7/2003 Braxton E04H 1/1216
4/476
2006/0137086 A1* 6/2006 Paar G09F 7/12
4/476
2007/0163036 A1* 7/2007 Holmstadt E04H 1/1216
4/449
2008/0209624 A1* 9/2008 Lavoie E04H 1/1216
4/144.1
2009/0235445 A1* 9/2009 Goldstein A47K 11/12
4/476
2011/0289671 A1* 12/2011 Westrick A47K 11/02
4/476
2012/0144576 A1* 6/2012 Taylor E04B 1/34869
4/476
2014/0143945 A1* 5/2014 Chen E04H 1/1216
4/476
2017/0181587 A1* 6/2017 McDonald G07F 17/0021
2017/0226722 A1* 8/2017 Marcel E03D 7/00
2019/0136497 A1* 5/2019 Steigerwald E03D 5/016
2021/0180300 A1* 6/2021 Brown A61L 2/0088

OTHER PUBLICATIONS

“Incinerator Restroom,” NuConcepts, Feb. 2018.
“WB Model 240 Volt Incinerator Restroom Specifications,” NuConcepts,
Feb. 2018.

* cited by examiner

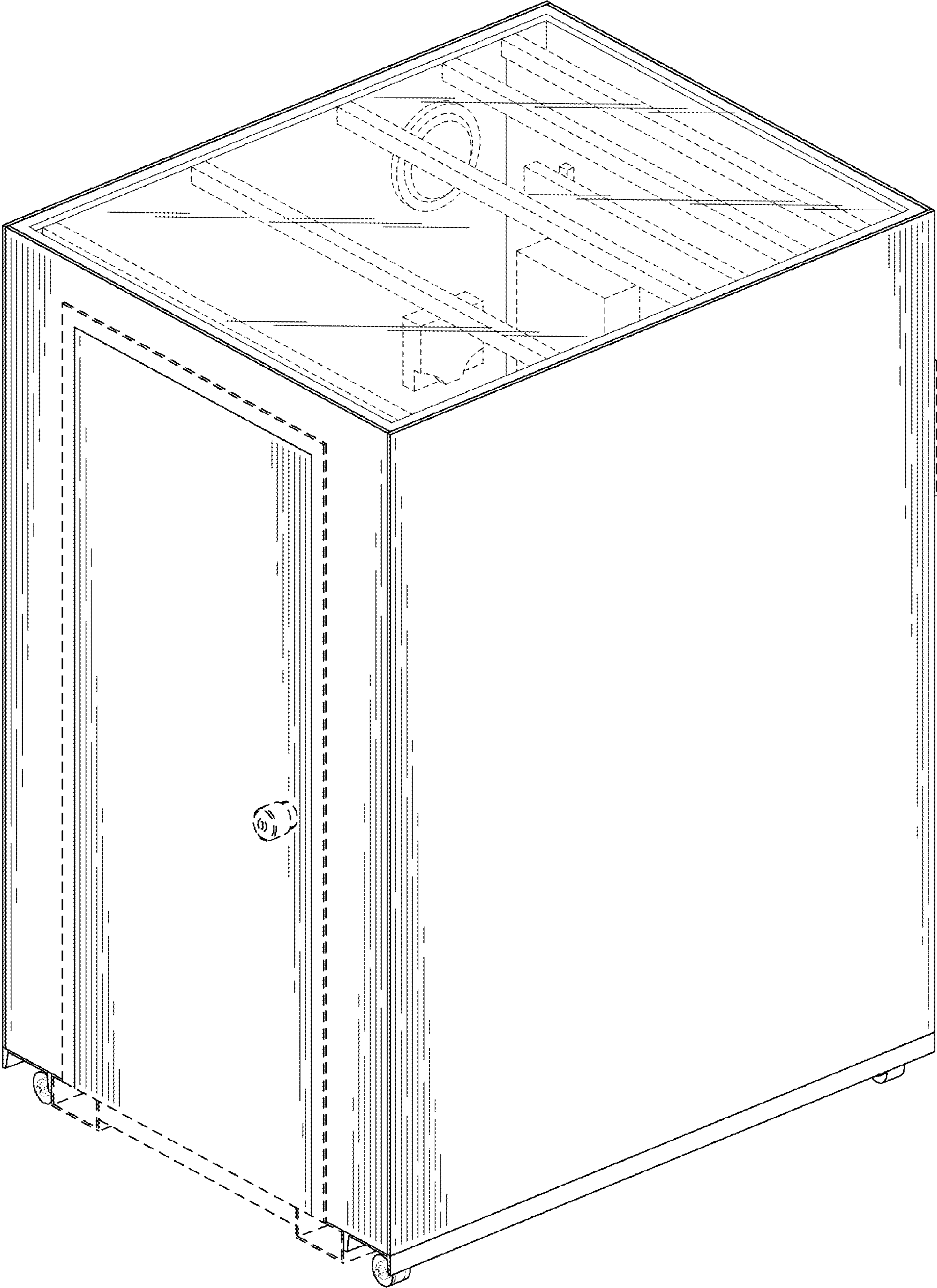


FIG. 1

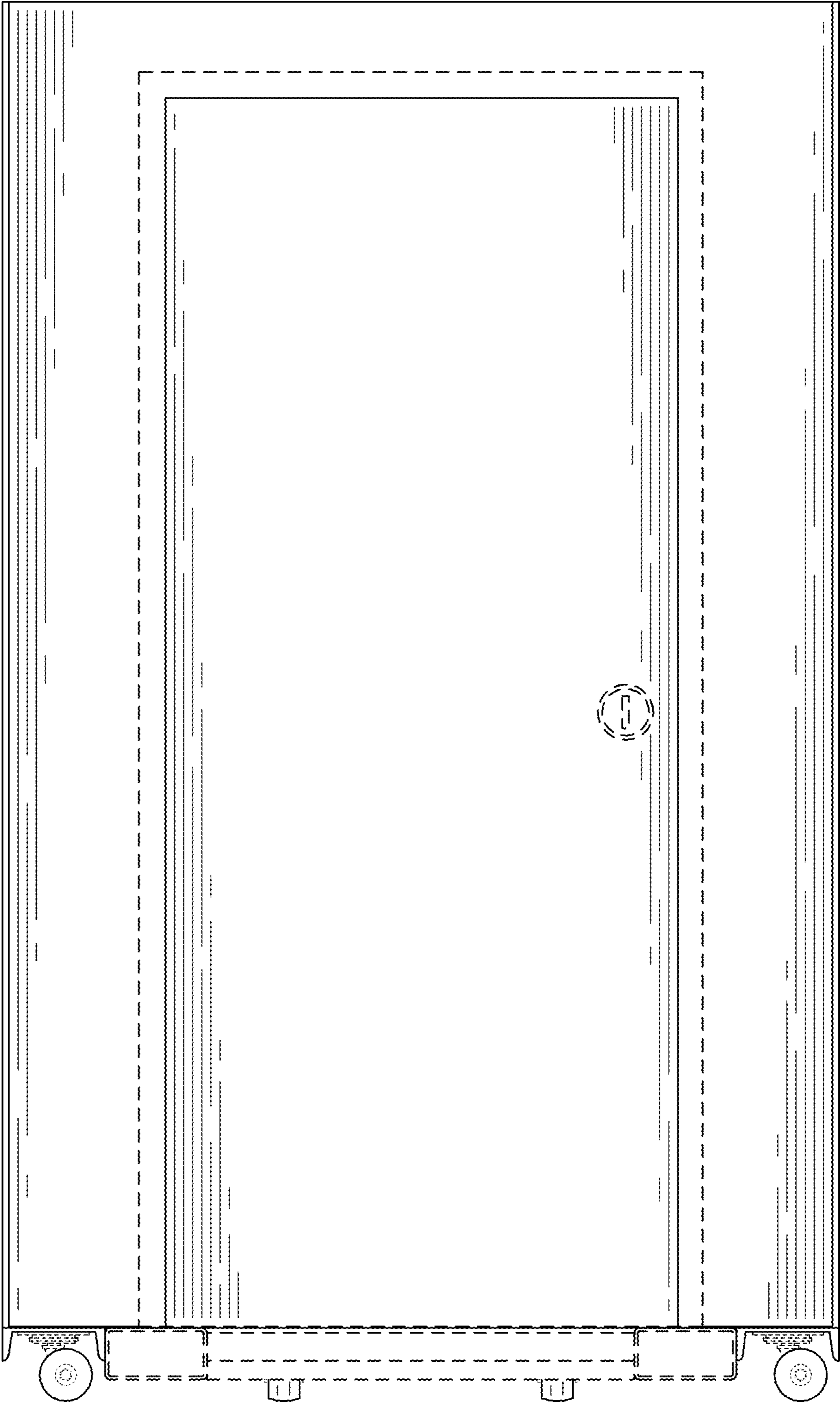


FIG. 2

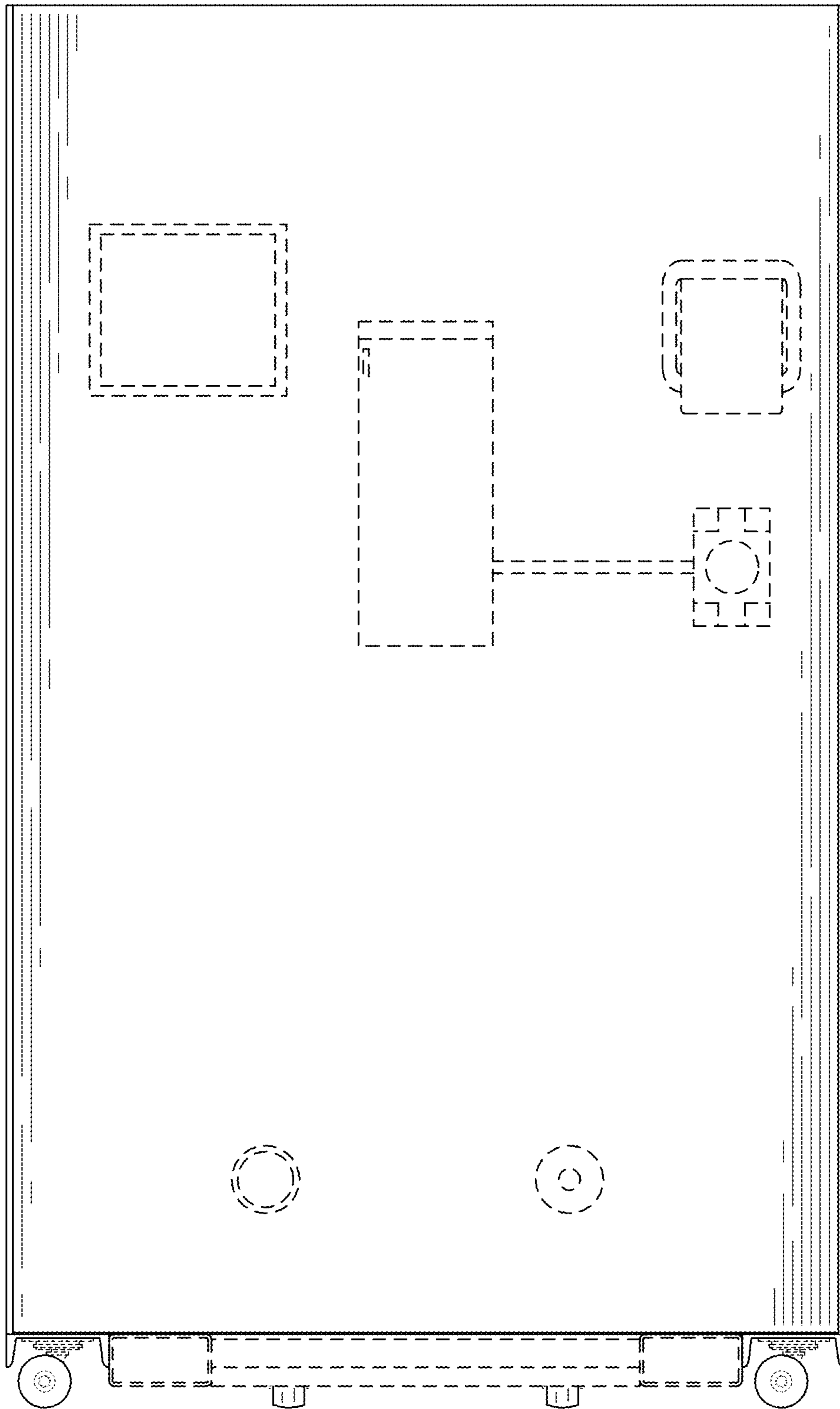


FIG. 3

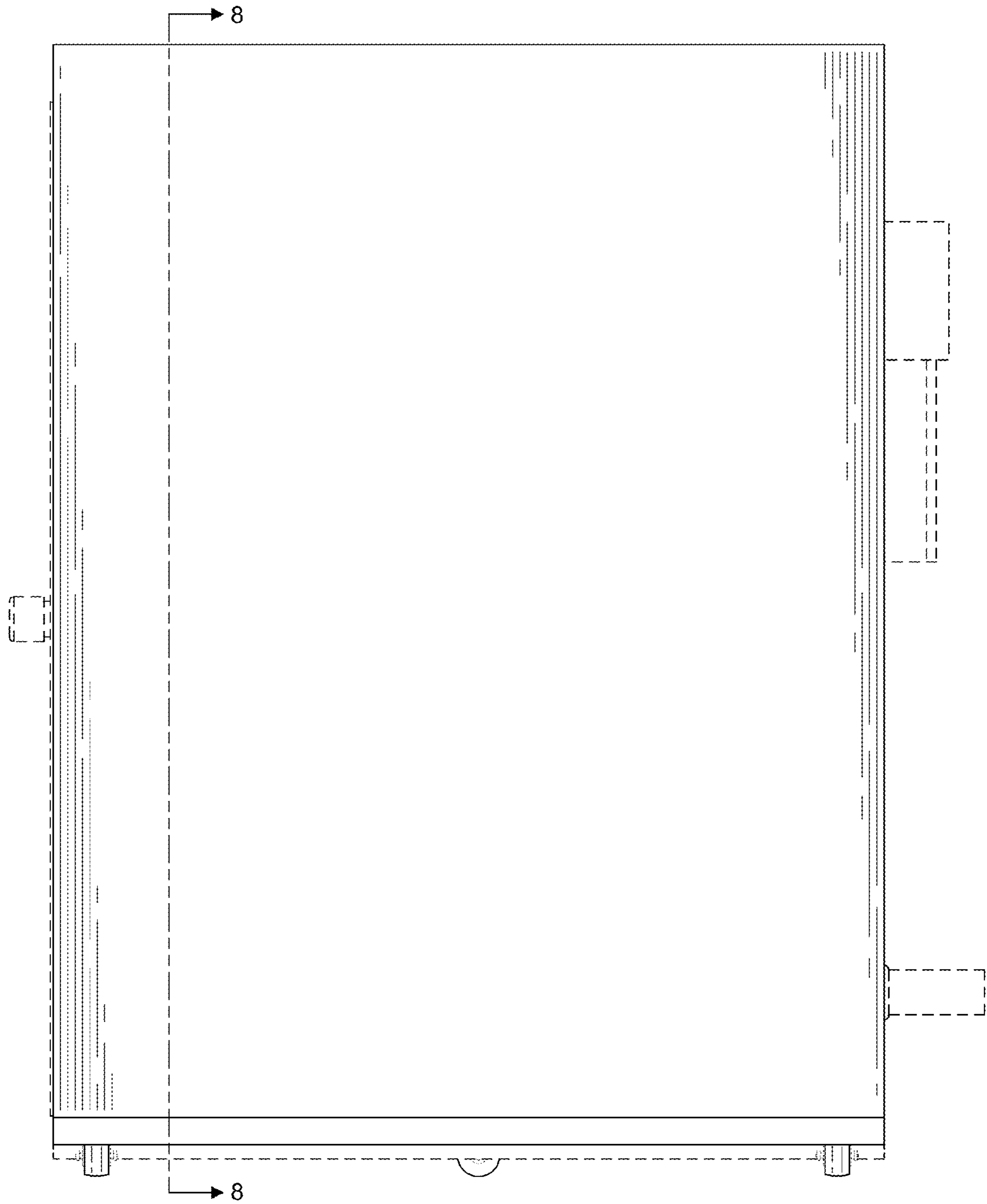


FIG. 4

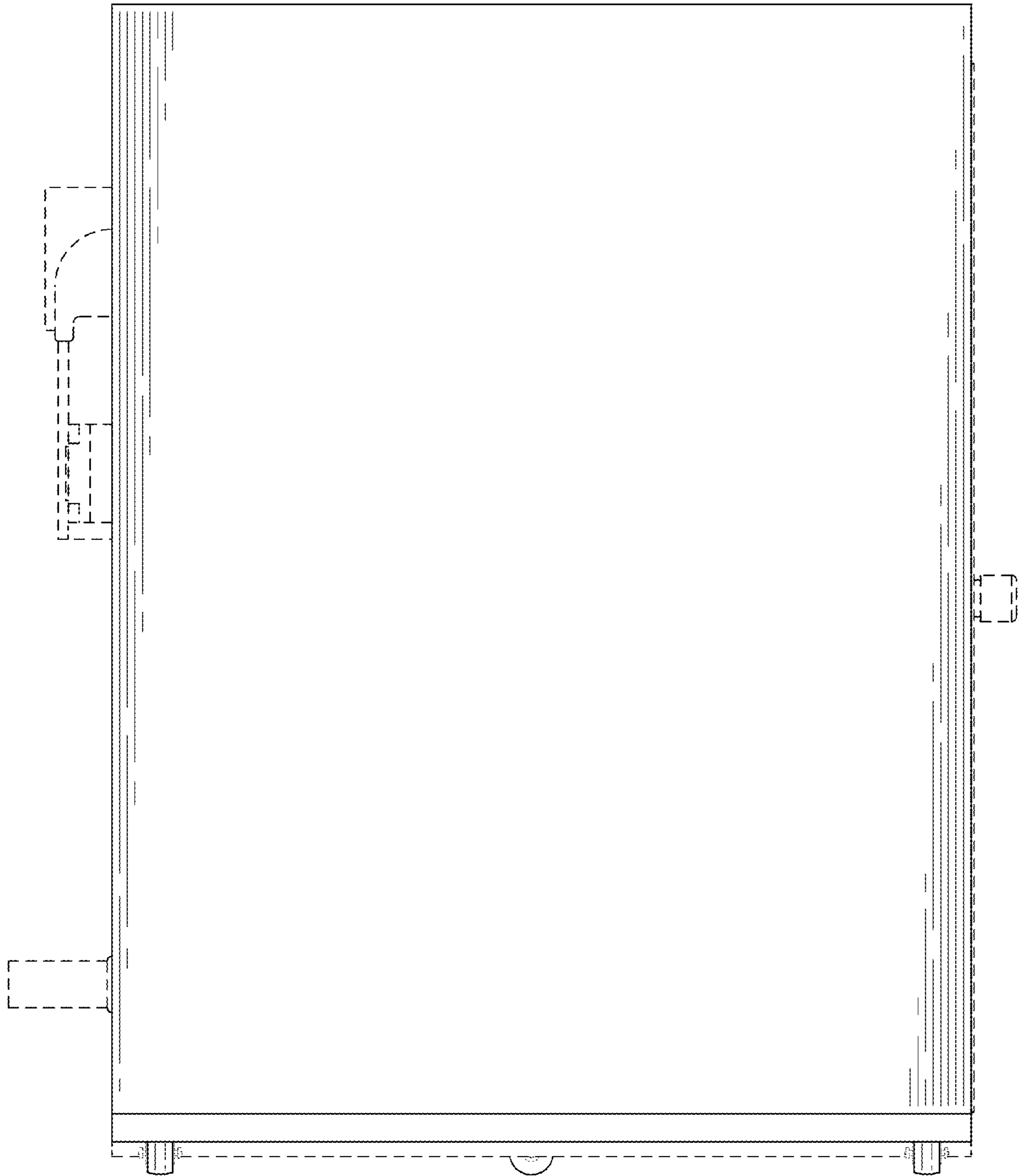


FIG. 5

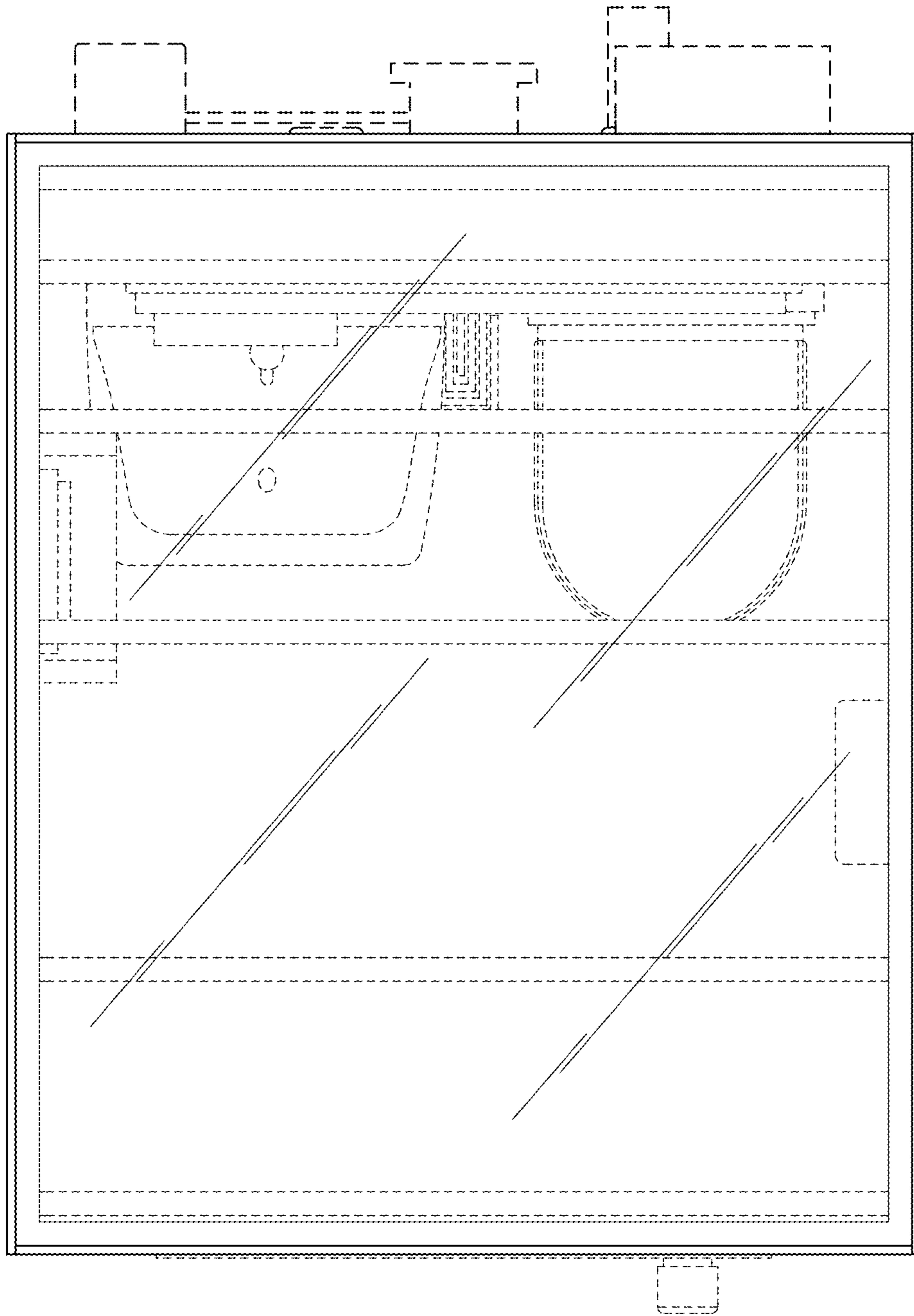


FIG. 6

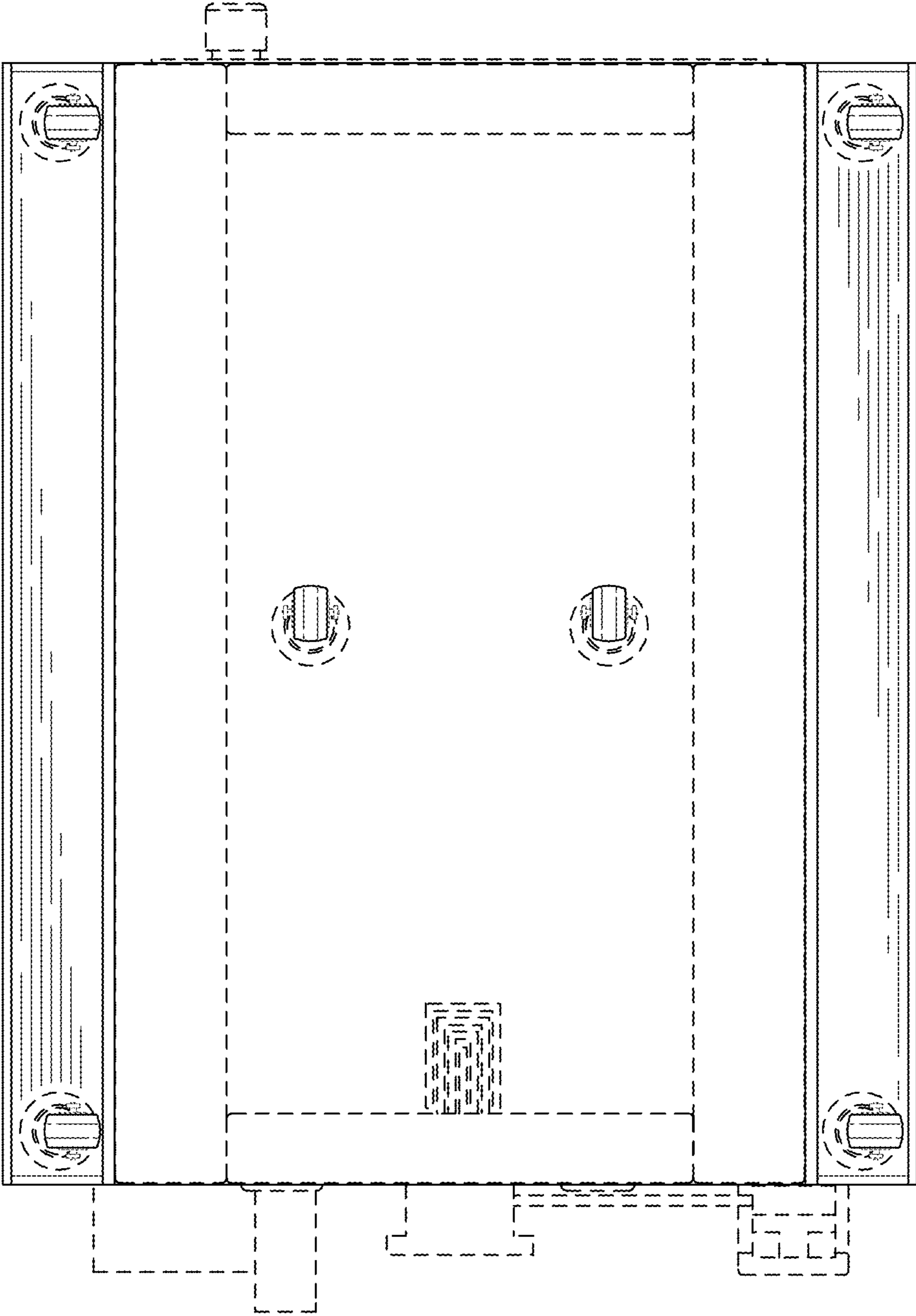


FIG. 7

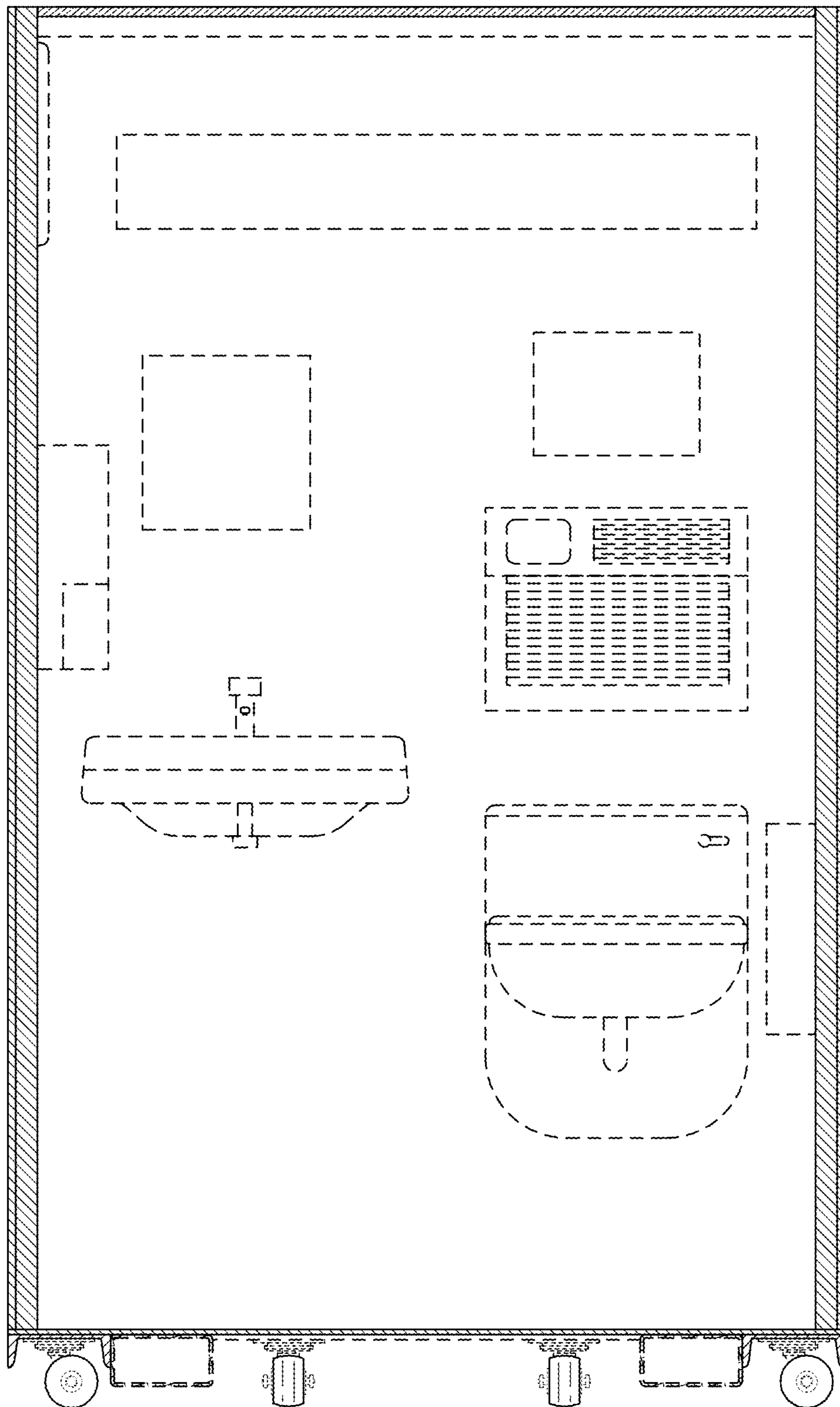


FIG. 8