



US00D980431S

(12) **United States Design Patent** (10) **Patent No.:** **US D980,431 S**
Narayanan et al. (45) **Date of Patent:** **** Mar. 7, 2023**

(54) **COMPONENT FOR A HEALTH CONDITION MONITORING SYSTEM**

(71) Applicant: **Eisai R&D Management Co., Ltd.**,
Tokyo (JP)

(72) Inventors: **Rajeev Narayanan**, Woodcliff Lake,
NY (US); **David Levin**, Highland Mills,
NY (US); **Alexander Scott**, Montclair,
NJ (US)

(73) Assignee: **EISAI R&D MANAGEMENT CO., LTD.**, Tokyo (JP)

(**) Term: **15 Years**

(21) Appl. No.: **29/775,758**

(22) Filed: **Mar. 25, 2021**

(51) **LOC (14) Cl.** **24-02**

(52) **U.S. Cl.**
USPC **D24/186**; D24/167

(58) **Field of Classification Search**
USPC D24/107, 164–169, 185–187; D10/98,
D10/75, 70, 30, 32, 38; D14/344;
D11/2–5

CPC A61B 5/0404; A61B 5/021; A61B 5/024;
A61B 5/02438; A61B 5/681; A61B
5/0402; A61B 2560/0462; A61B 5/0205;
A61B 5/0247; A61B 5/14552; A61B
5/6626; A61B 5/6638; A61B 5/0011;
A61B 5/050022; A61B 5/02411; A61B
5/0444; A61B 5/0448; A61B 5/4356;
A61B 5/4362; A61B 5/6833; A61B 8/02;
A61B 8/08; A61B 8/0866; A61B 8/4227;
A61B 8/4281; A61B 8/488; A61F 5/028;
A61F 5/048; A61F 5/02438; A61F 5/6803

See application file for complete search history.

(56) **References Cited**

U.S. PATENT DOCUMENTS

D244,671 S *	6/1977	Cozza	D10/38
D246,765 S *	12/1977	Sulek	D10/38
D252,450 S *	7/1979	Sulek	D10/38
D276,415 S *	11/1984	Ecoffey	D10/32
D300,514 S *	4/1989	Morishima	D10/38
D301,015 S *	5/1989	Nakai	D10/38
D308,852 S *	6/1990	Wakamatsu	D11/5
D334,891 S *	4/1993	Watanabe	D10/30
D381,585 S *	7/1997	Gogniat	D10/30
D423,950 S *	5/2000	Bulgari	D10/30
D460,921 S *	7/2002	Helleu	D10/32
7,201,020 B2 *	4/2007	Frank	A44C 5/14 368/286
8,075,499 B2	12/2011	Nathan et al.	
8,945,017 B2	2/2015	Venkatraman et al.	
D727,183 S *	4/2015	Park	D10/70

(Continued)

Primary Examiner — T Chase Nelson

Assistant Examiner — Kelly L Gross

(74) *Attorney, Agent, or Firm* — Buchanan Ingersoll & Rooney PC

(57) **CLAIM**

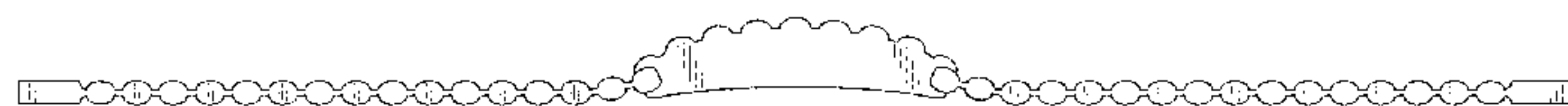
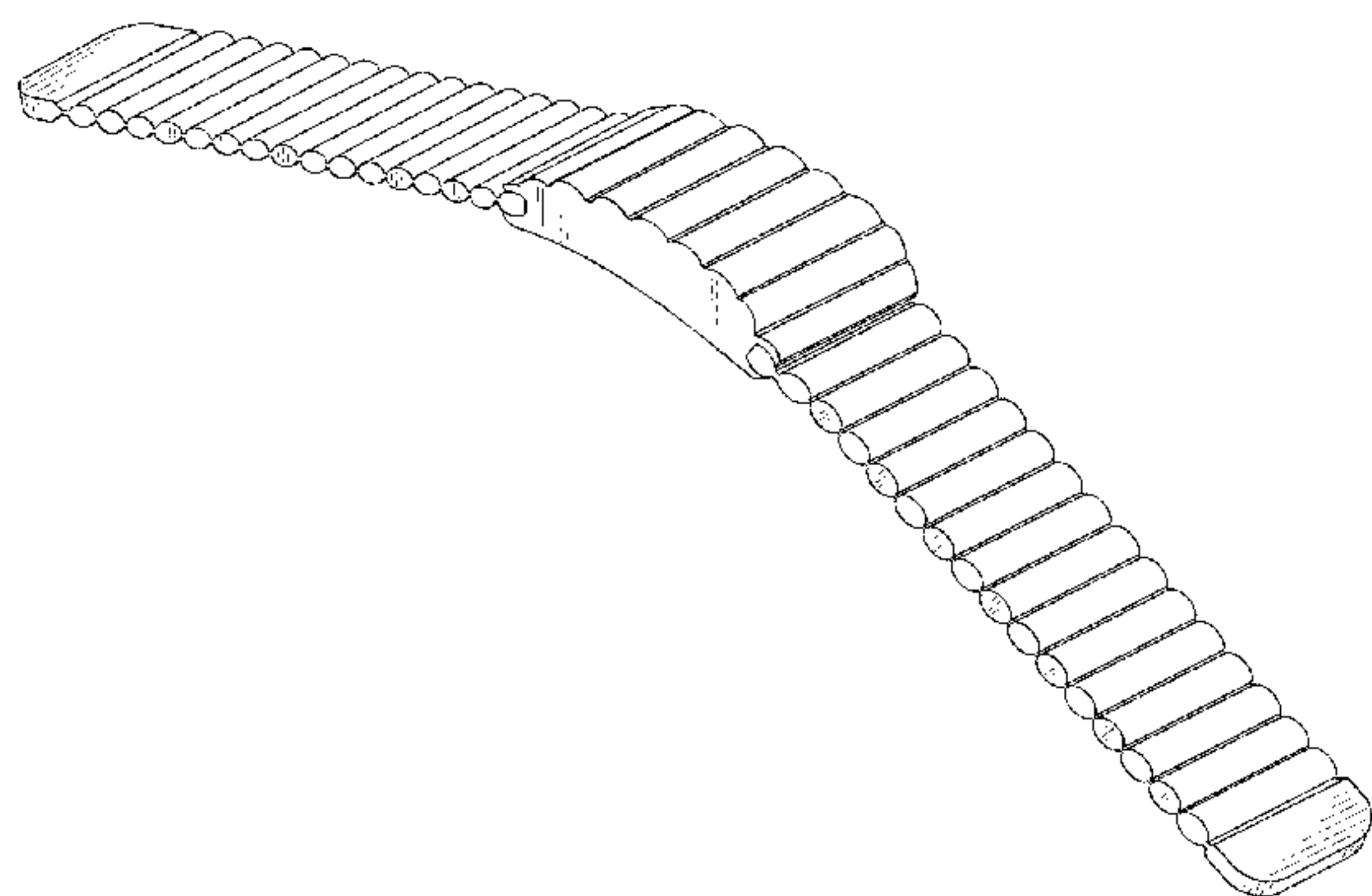
The ornamental design for a component for a health condition monitoring system, as shown and described.

DESCRIPTION

FIG. 1 is an isometric view of an exemplary embodiment of the component for a health condition monitoring system; FIG. 2 is a top view thereof; FIG. 3 is a bottom view thereof; FIG. 4 is a left side view thereof; FIG. 5 is a right side view thereof; FIG. 6 is a front view thereof; and, FIG. 7 is a rear view thereof.

The portions of the component for a health condition monitoring system shown in broken line in FIG. 3 form no part of the claimed design.

1 Claim, 3 Drawing Sheets



(56)

References Cited

U.S. PATENT DOCUMENTS

D727,199 S * 4/2015 Akana D11/3
 D757,594 S * 5/2016 Akana D11/5
 D757,722 S * 5/2016 Akana D10/70
 D760,107 S * 6/2016 Akana D11/5
 D760,395 S 6/2016 Barbaric et al.
 D766,758 S * 9/2016 Park D10/70
 D779,348 S * 2/2017 Haapakoski D10/70
 9,582,034 B2 2/2017 von Badinski et al.
 D784,326 S * 4/2017 Akana D14/344
 D789,229 S * 6/2017 Akana D11/3
 D789,929 S * 6/2017 Tan D14/344
 D790,374 S * 6/2017 Lean D10/70
 D790,994 S * 7/2017 Nielsen D10/70
 9,743,848 B2 8/2017 Breslow et al.
 D800,109 S * 10/2017 Rouillac D14/344
 D800,596 S * 10/2017 Ling D14/344
 D802,452 S * 11/2017 Paschke D10/70
 D802,453 S * 11/2017 Page D10/70
 D804,335 S * 12/2017 Bihan D10/70
 D805,413 S * 12/2017 Chen D10/70
 D806,589 S * 1/2018 Le Bihan D10/70
 D807,350 S * 1/2018 Inagaki D14/344
 D813,695 S * 3/2018 Nielsen D10/70
 D814,644 S * 4/2018 Hensley D24/186
 D833,619 S * 11/2018 Nishiyama D24/165
 10,146,196 B2 12/2018 Medelius
 D838,194 S * 1/2019 Mays D10/70
 D838,853 S * 1/2019 Lumme D10/70
 D840,042 S * 2/2019 Yan D24/186
 D841,171 S * 2/2019 Li D14/344
 D842,719 S * 3/2019 Doan D10/70
 D848,875 S * 5/2019 Wildner D10/70
 D850,945 S * 6/2019 Akana D10/70
 D853,881 S * 7/2019 Akana D11/3
 D854,542 S * 7/2019 Doan D14/344
 D863,997 S * 10/2019 Garner D10/70
 D865,536 S * 11/2019 Akana D14/344

D867,599 S 11/2019 Barbaric et al.
 D868,780 S * 12/2019 Doan D14/344
 D870,588 S * 12/2019 Akana D11/3
 10,506,944 B2 12/2019 Tognetti et al.
 D877,144 S * 3/2020 Jeon D14/344
 D879,628 S * 3/2020 Akana D10/70
 D880,338 S * 4/2020 Akana D11/3
 D887,405 S * 6/2020 Kozlovskaya D14/344
 D895,613 S * 9/2020 Kozlovskaya D14/344
 D902,769 S 11/2020 Riot et al.
 D904,920 S * 12/2020 Harms D14/344
 D904,922 S * 12/2020 Akana A44C 5/14
 D912,666 S * 3/2021 Bournique D14/344
 10,939,835 B2 * 3/2021 Aliamiri A61B 5/0245
 D917,468 S * 4/2021 Lee D14/344
 D928,647 S * 8/2021 Harms D24/186
 D932,332 S * 10/2021 Akana D11/3
 11,224,351 B2 * 1/2022 Choi H02J 50/10
 D944,792 S * 3/2022 Fraboulet D14/344
 D947,184 S * 3/2022 Akana D14/344
 D948,057 S * 4/2022 Rahman D24/173
 D948,358 S * 4/2022 Akana D10/70
 D949,345 S * 4/2022 Miryazdi D24/186
 D949,720 S * 4/2022 Matsumoto D10/70
 D954,050 S * 6/2022 Spring D14/344
 D956,743 S * 7/2022 Tham D14/344
 D957,387 S * 7/2022 Spring D14/344
 D960,150 S * 8/2022 Matsumoto D14/344
 D961,582 S * 8/2022 Graber D14/344
 D962,229 S * 8/2022 He D14/344
 D962,932 S * 9/2022 He D14/344
 2015/0290419 A1 10/2015 Kare et al.
 2016/0007931 A1 * 1/2016 Rubin A61B 5/0816
 600/484
 2017/0340210 A1 * 11/2017 Chuang A61B 5/02141
 2017/0358942 A1 12/2017 Pugh et al.
 2018/0220972 A1 * 8/2018 Jeong A61B 5/7445
 2019/0037919 A1 * 2/2019 Doan G09B 5/02

* cited by examiner

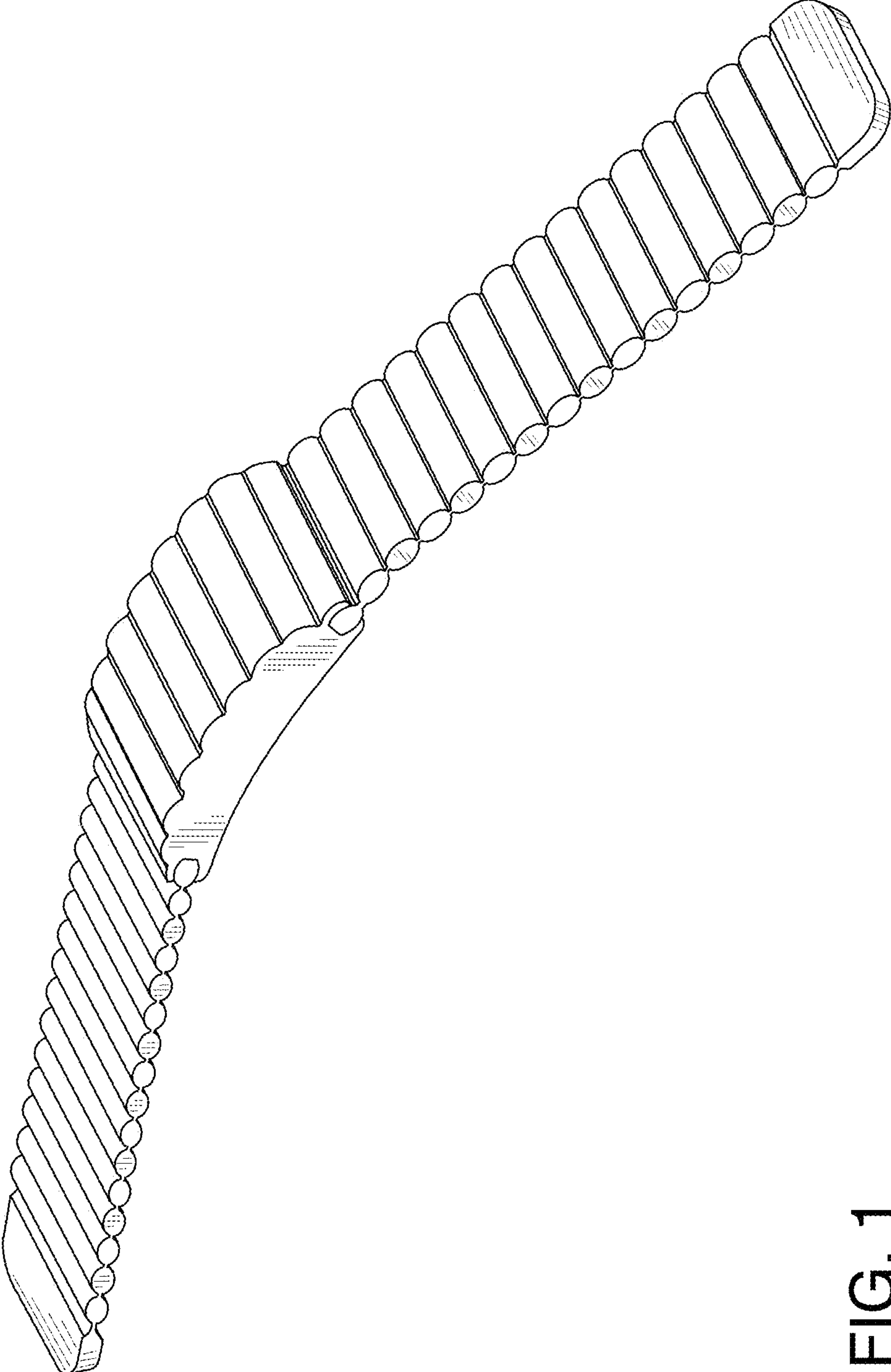


FIG. 1




FIG. 2

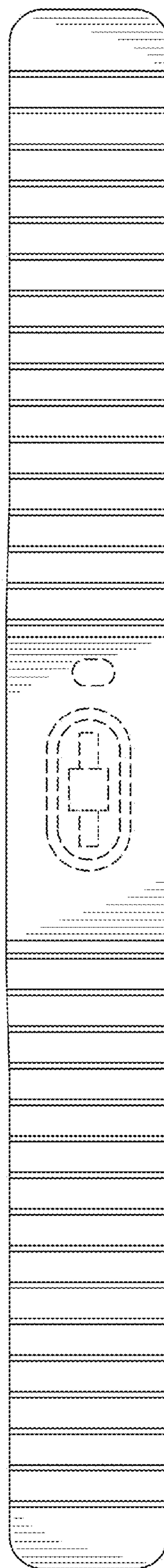


FIG. 3

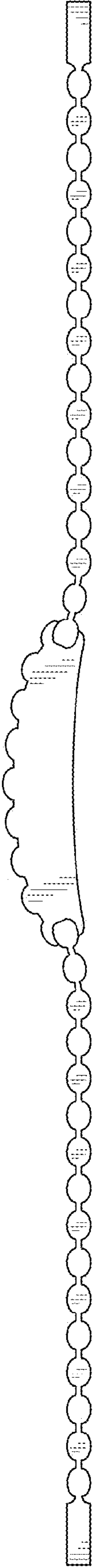


FIG. 4

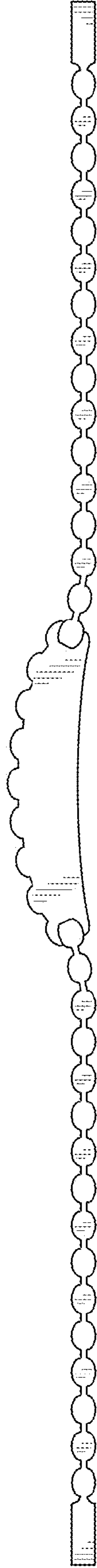


FIG. 5




FIG. 6

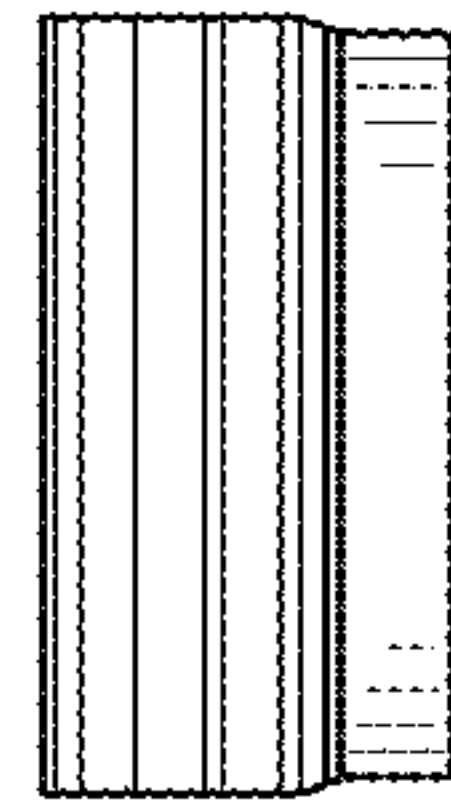


FIG. 7