



US00D980427S

(12) **United States Design Patent**
Method et al.

(10) **Patent No.:** **US D980,427 S**
(45) **Date of Patent:** **** Mar. 7, 2023**

- (54) **EXPANDABLE MEDICAL DEVICE**
- (71) Applicant: **Transit Scientific, LLC**, Salt Lake City, UT (US)
- (72) Inventors: **Greg Method**, San Francisco, CA (US); **Shawn P. Fojtik**, Park City, UT (US)
- (73) Assignee: **Transit Scientific, LLC**, Salt Lake City, UT (US)
- (**) Term: **15 Years**
- (21) Appl. No.: **29/701,793**
- (22) Filed: **Aug. 14, 2019**
- (51) **LOC (14) Cl.** **24-03**
- (52) **U.S. Cl.**
USPC **D24/155**
- (58) **Field of Classification Search**
USPC D24/155
CPC A61F 2/07; A61F 2/90; A61F 2/958; A61F 2002/016; A61F 2002/072; A61F 2002/075; A61F 2002/91541; A61F 2220/0075; A61F 2230/0069
See application file for complete search history.

- D665,080 S * 8/2012 Zago D24/155
- D723,165 S * 2/2015 Chanduszeko D24/155
- D723,166 S * 2/2015 Igaki D24/155
- D855,800 S * 8/2019 Gabay D24/130
- D881,396 S * 4/2020 Qiu D24/155
- D883,485 S * 5/2020 Carpenter A61F 2/915
D24/155
- D885,576 S * 5/2020 Fojtik D24/155

(Continued)

Primary Examiner — Nathan M Johnston
(74) *Attorney, Agent, or Firm* — Dentons Durham Jones Pinegar

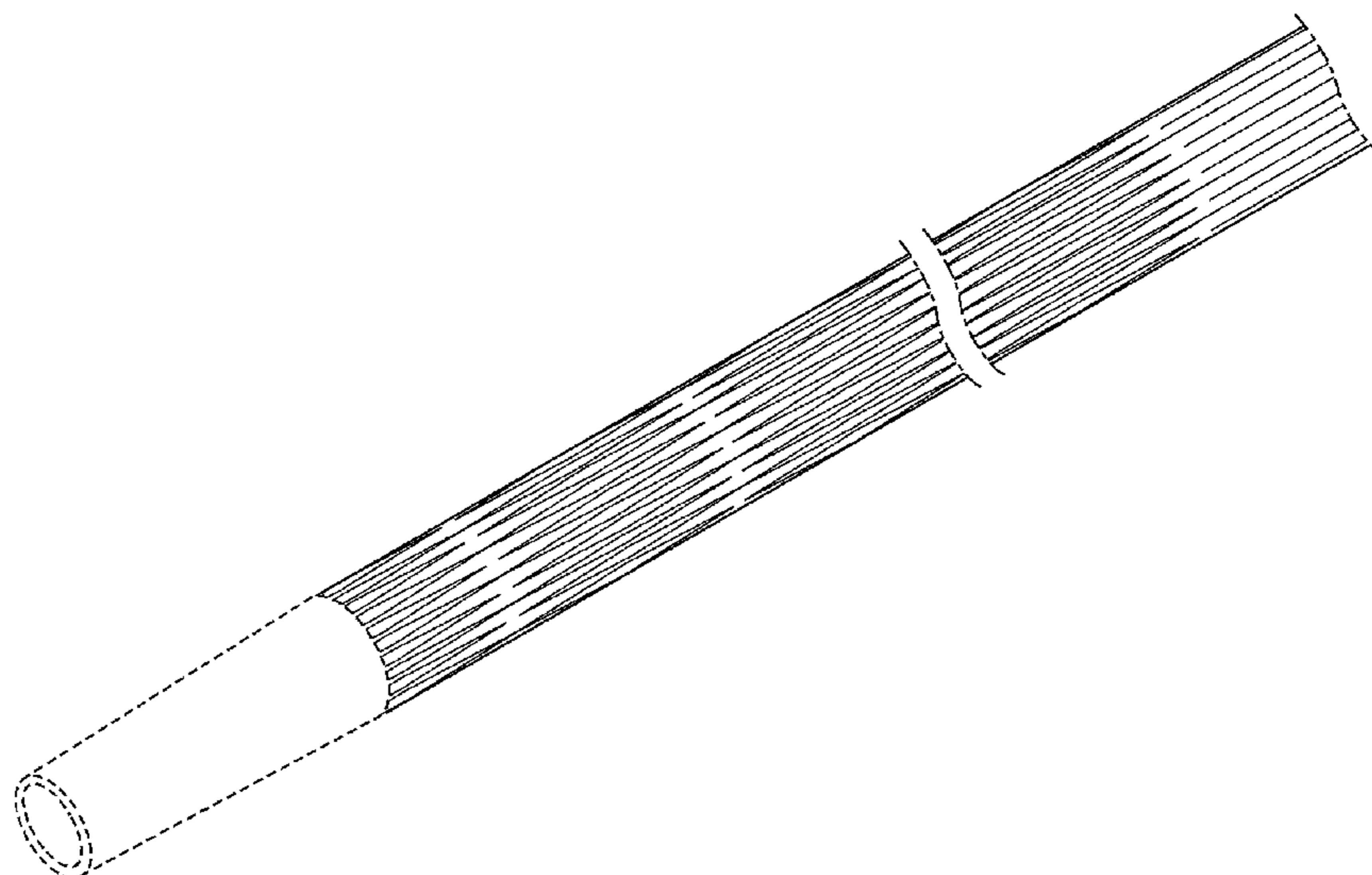
(57) **CLAIM**

The ornamental design for an expandable medical device, as shown and described.

DESCRIPTION

FIG. 1 is a perspective view of an expandable medical device showing our new design, with the expandable medical device in an unexpanded state;
 FIG. 2 is a first side elevational view of the expandable medical device in the unexpanded state;
 FIG. 3 is a second side elevational view of the expandable medical device in the unexpanded state;
 FIG. 4 is a third side elevational view of the expandable medical device in the unexpanded state;
 FIG. 5 is a fourth side elevational view of the expandable medical device in the unexpanded state;
 FIG. 6 is a distal end view of the expandable medical device in the unexpanded state; and,
 FIG. 7 is a proximal end view of the expandable medical device in the unexpanded state.
 The broken lines illustrate unclaimed features and form no part of the claimed design. The expandable medical device is shown with a symbolic break in its length; the portion of the article shown between the break lines forms no part of the claimed design.

1 Claim, 2 Drawing Sheets



(56)

References Cited

U.S. PATENT DOCUMENTS

D885,577 S * 5/2020 Fojtik D24/155
D888,245 S * 6/2020 Carpenter D24/155
11,179,549 B2 * 11/2021 Fojtik A61M 29/02
2006/0025852 A1 * 2/2006 Armstrong A61F 2/915
623/1.2
2008/0140172 A1 * 6/2008 Carpenter A61F 2/07
623/1.42
2008/0195079 A1 * 8/2008 Moore A61L 31/16
604/103.02
2012/0116503 A1 * 5/2012 Grewe A61L 31/082
29/458
2013/0123900 A1 * 5/2013 Eblacas A61F 2/954
623/1.13
2015/0005870 A1 * 1/2015 Kovach A61F 2/07
623/1.13
2020/0069922 A1 * 3/2020 Fojtik A61M 25/104
2021/0045901 A1 * 2/2021 Fojtik A61F 2/91

* cited by examiner

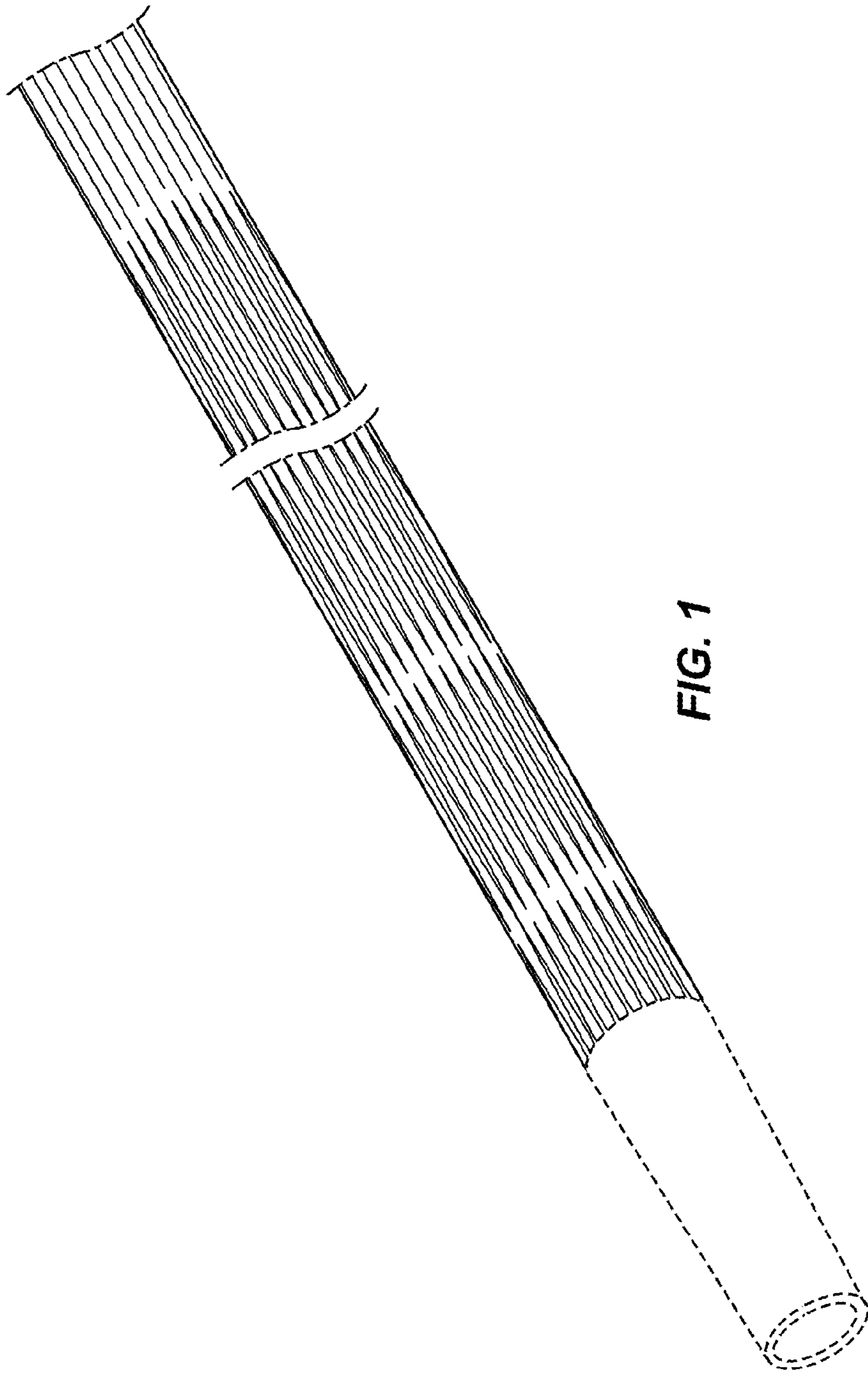


FIG. 1




FIG. 2

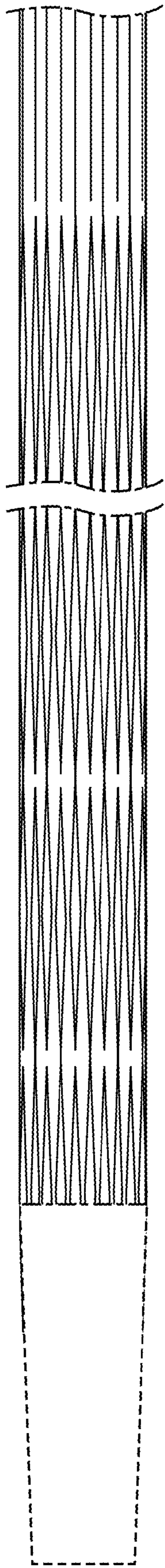


FIG. 3

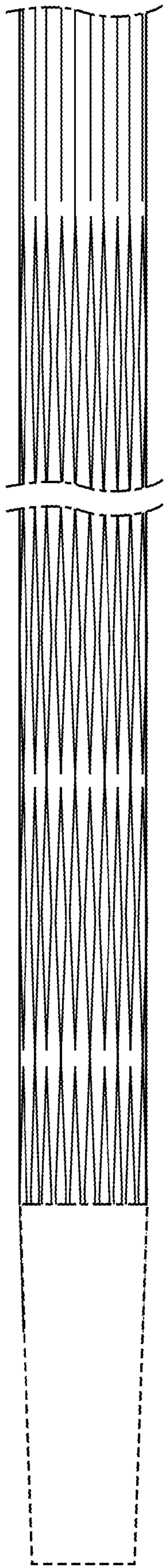


FIG. 4

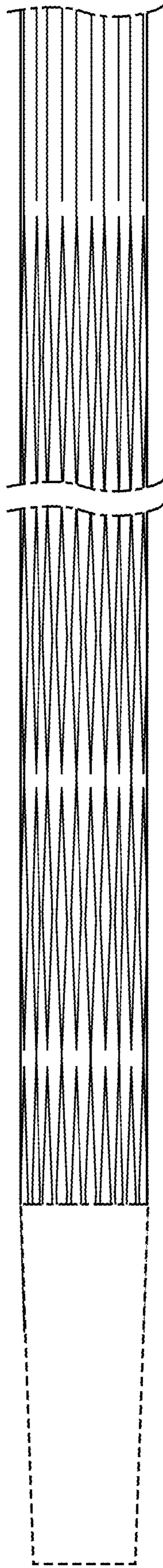


FIG. 5

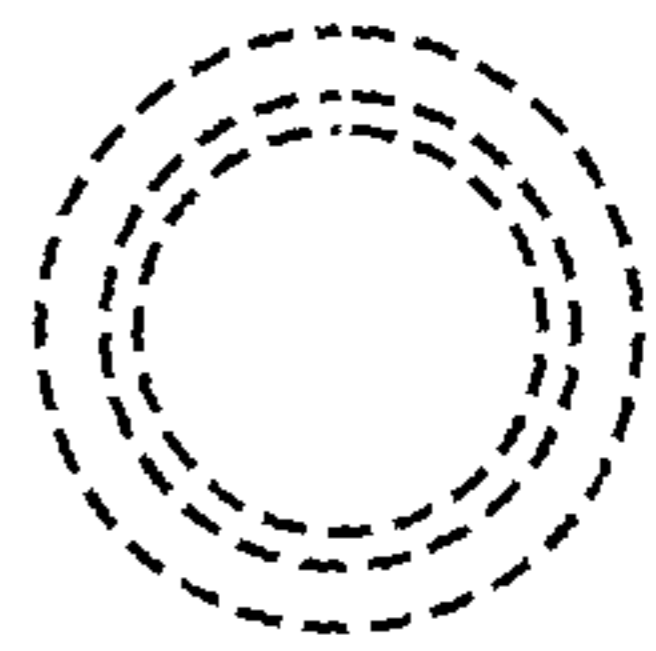


FIG. 6

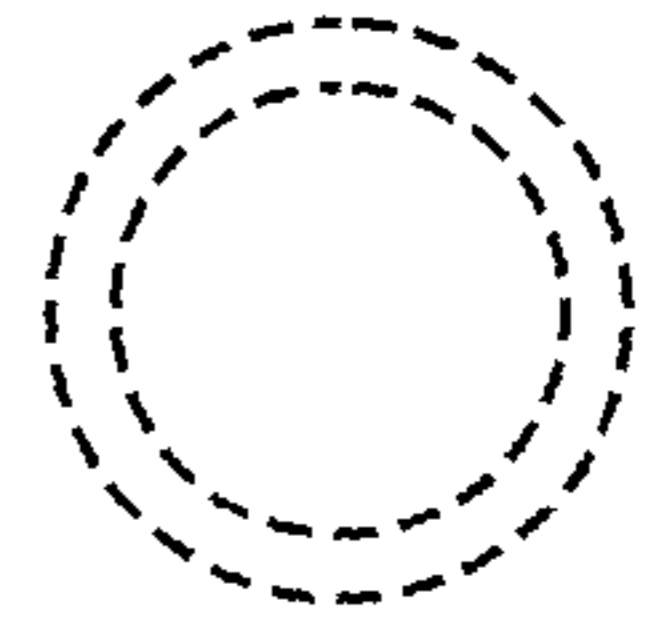


FIG. 7