



US00D980417S

(12) **United States Design Patent** (10) **Patent No.:** **US D980,417 S**  
**Ko** (45) **Date of Patent:** **\*\* Mar. 7, 2023**

(54) **BIOPSY DEVICE FOR MEDICAL USE**

D733,289 S \* 6/2015 Blanchard ..... A61M 25/0102  
D24/112

(71) Applicant: **FLOWER MEDICAL CO., LTD.,**  
Seongnam-si (KR)

D802,750 S \* 11/2017 Jones ..... D24/113  
D851,755 S \* 6/2019 Nazzaro ..... D24/114

(Continued)

(72) Inventor: **Hyung Jin Ko**, Anseong-si (KR)

**FOREIGN PATENT DOCUMENTS**

(73) Assignee: **Flower Medical Co., Ltd.,**  
Seongnam-si (KR)

CN 306841957 \* 9/2021  
CN 306895586 \* 10/2021  
KR 301133321.0000 \* 10/2021

(\*\*) Term: **15 Years**

**OTHER PUBLICATIONS**

(21) Appl. No.: **35/513,082**

(22) Filed: **Jun. 7, 2021**

Breast biopsy needle BN-OCR Series, Segimed, [Post date: Unknown],  
[Site seen Oct. 27, 2022], Seen at URL: <https://www.medicalexpo.com/prod/segimedical/product-304407-1028204.html> (Year: 2022).\*

(Continued)

(80) **Hague Agreement Data**

Int. Filing Date: **Jun. 7, 2021**  
Int. Reg. No.: **DM/215033**  
Int. Reg. Date: **Jun. 7, 2021**  
Int. Reg. Pub. Date: **Dec. 10, 2021**

*Primary Examiner* — Natasha Vujcic  
*Assistant Examiner* — Gilbert B Ford  
(74) *Attorney, Agent, or Firm* — Knobbe Martens Olson  
& Bear LLP

(30) **Foreign Application Priority Data**

Dec. 10, 2020 (KR) ..... 30-2020-0061294

(57) **CLAIM**

(51) **LOC (14) Cl.** ..... **24-02**

The ornamental design for a biopsy device for medical use,  
as shown and described.

(52) **U.S. Cl.**

USPC ..... **D24/114**

**DESCRIPTION**

(58) **Field of Classification Search**

USPC ..... D24/112–114, 108, 133, 130, 186  
CPC .. A61M 5/178; A61M 5/3146; A61M 5/3129;  
A61M 5/3148; A61M 5/315

See application file for complete search history.

1. Biopsy device for medical use

1.1 : Perspective

1.2 : Front

1.3 : Back

1.4 : Left

1.5 : Right

1.6 : Top

1.7 : Bottom

1.8 : Enlarged

The dashed broken lines in the drawings show portions of  
the biopsy device for medical use that form no part of the  
claimed design; the dot-dash broken lines in the drawings  
show boundaries that form no part of the claimed design.

(56) **References Cited**

**U.S. PATENT DOCUMENTS**

D494,270 S \* 8/2004 Reschke ..... D24/144

D495,051 S \* 8/2004 Reschke ..... D24/144

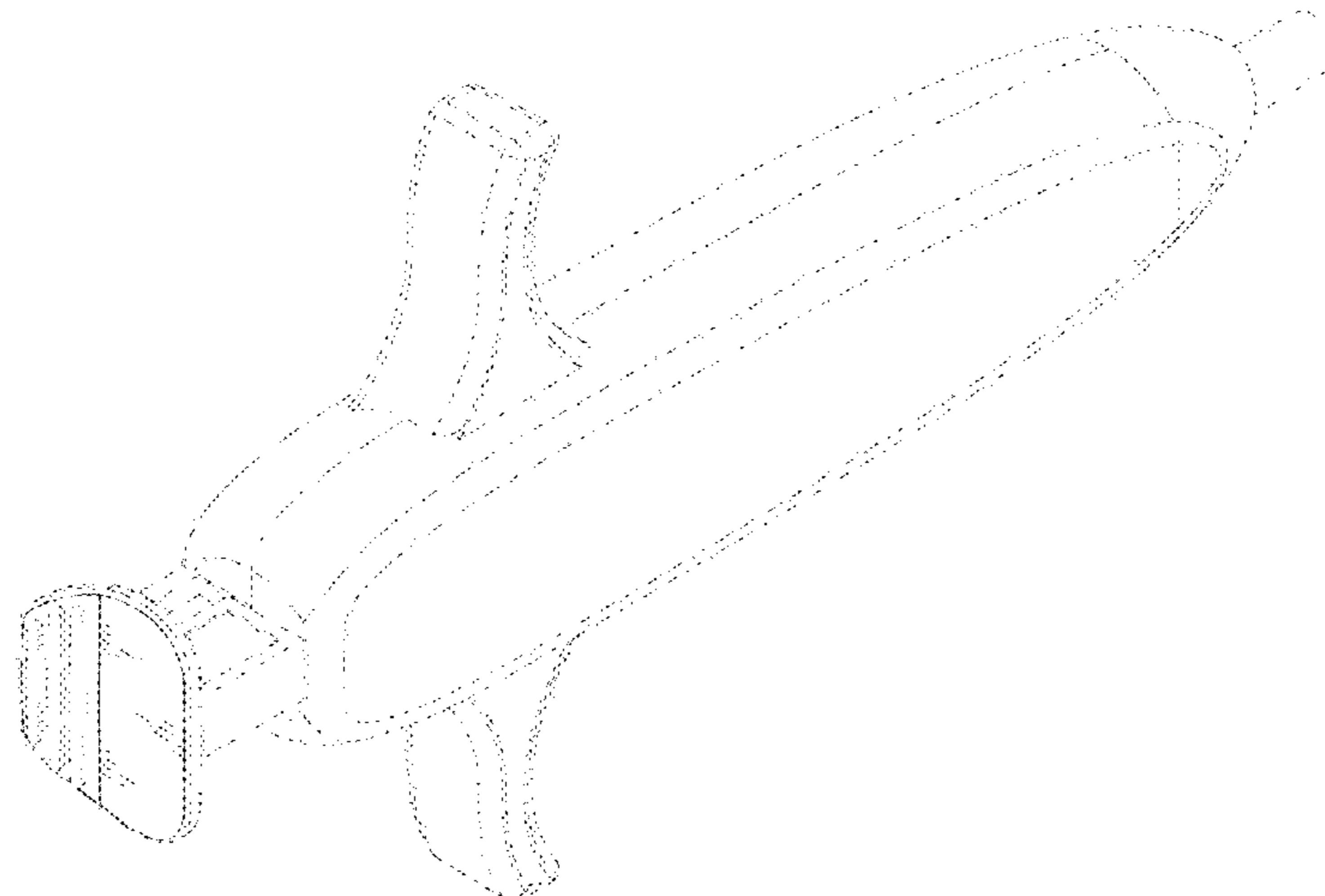
D619,251 S \* 7/2010 Justiniano-Garcia .....  
A61B 17/32053

D24/147

D672,456 S \* 12/2012 Lee-Sepsick ..... D24/112

D677,380 S \* 3/2013 Julian ..... D24/113

**1 Claim, 8 Drawing Sheets**



(56)

**References Cited**

U.S. PATENT DOCUMENTS

D912,805 S \* 3/2021 Lee-Sepsick ..... D24/114  
D963,841 S \* 9/2022 Copeland ..... D24/112

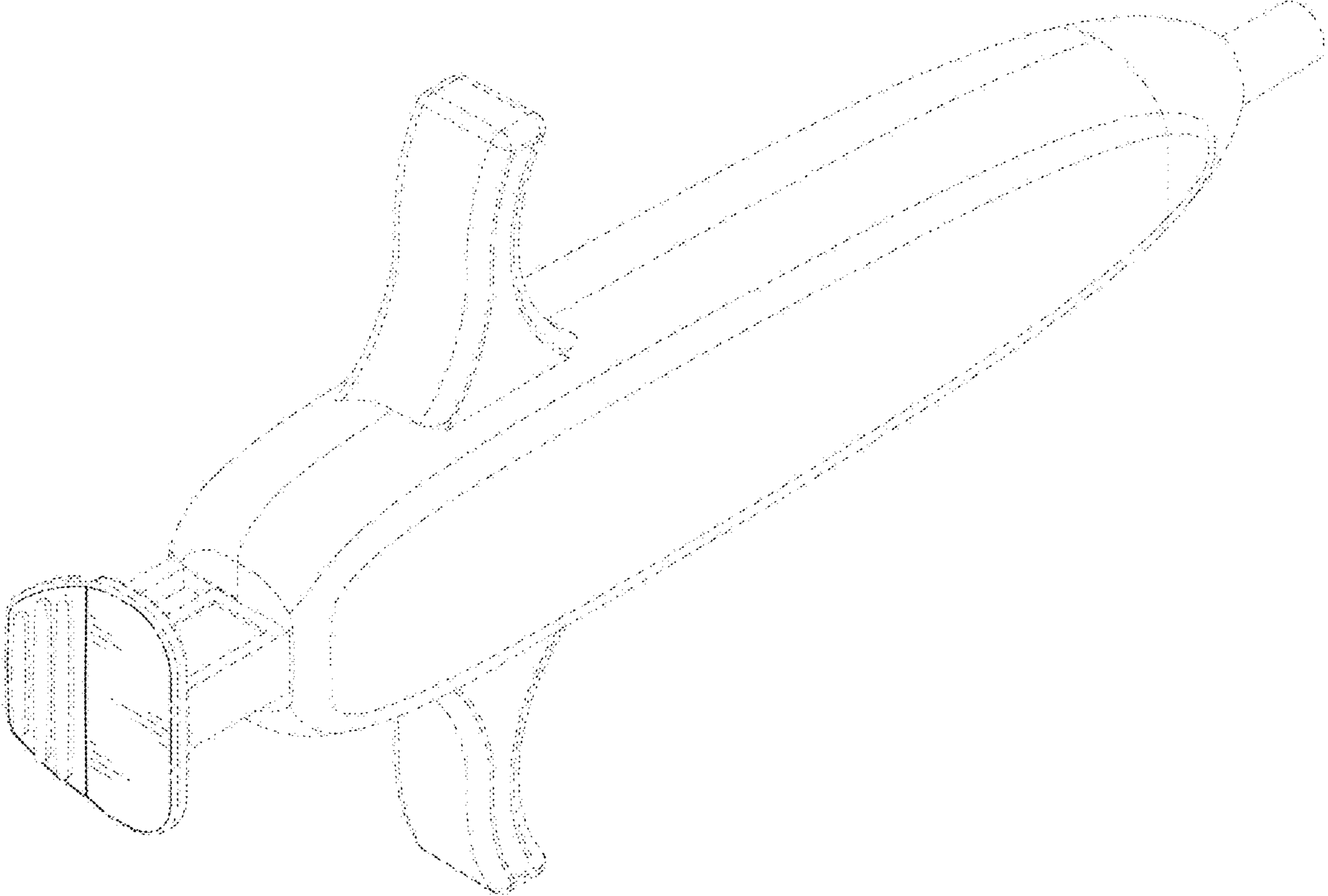
OTHER PUBLICATIONS

Sertera Biopsy Device, Sertera, [Post date unknown], [Site seen Oct. 27, 2022], Seen at URL: <https://www.hologic.com/hologic-products/breast-health-solutions/sertera-spring-loaded-core-breast-biopsy-device> (Year: 2022).\*

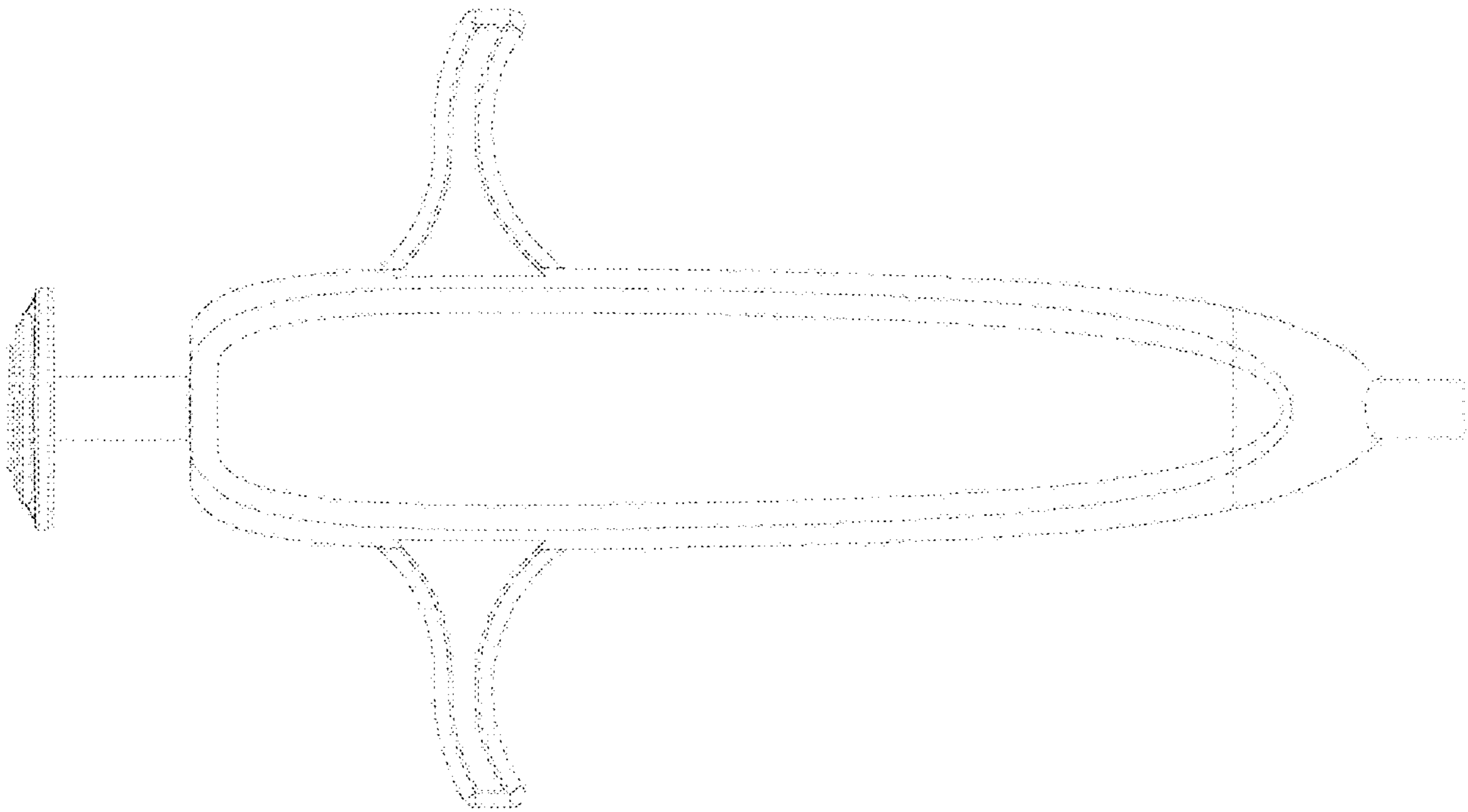
Themy Soft Tissues Automatic Biopsy Needle, MDL SRL, youtube, [post date May 27, 2021], [Site seen Oct. 27, 2022], Seen at URL: <https://www.youtube.com/watch?v=z67Ykb19Bpk> (Year: 2021).\*

\* cited by examiner

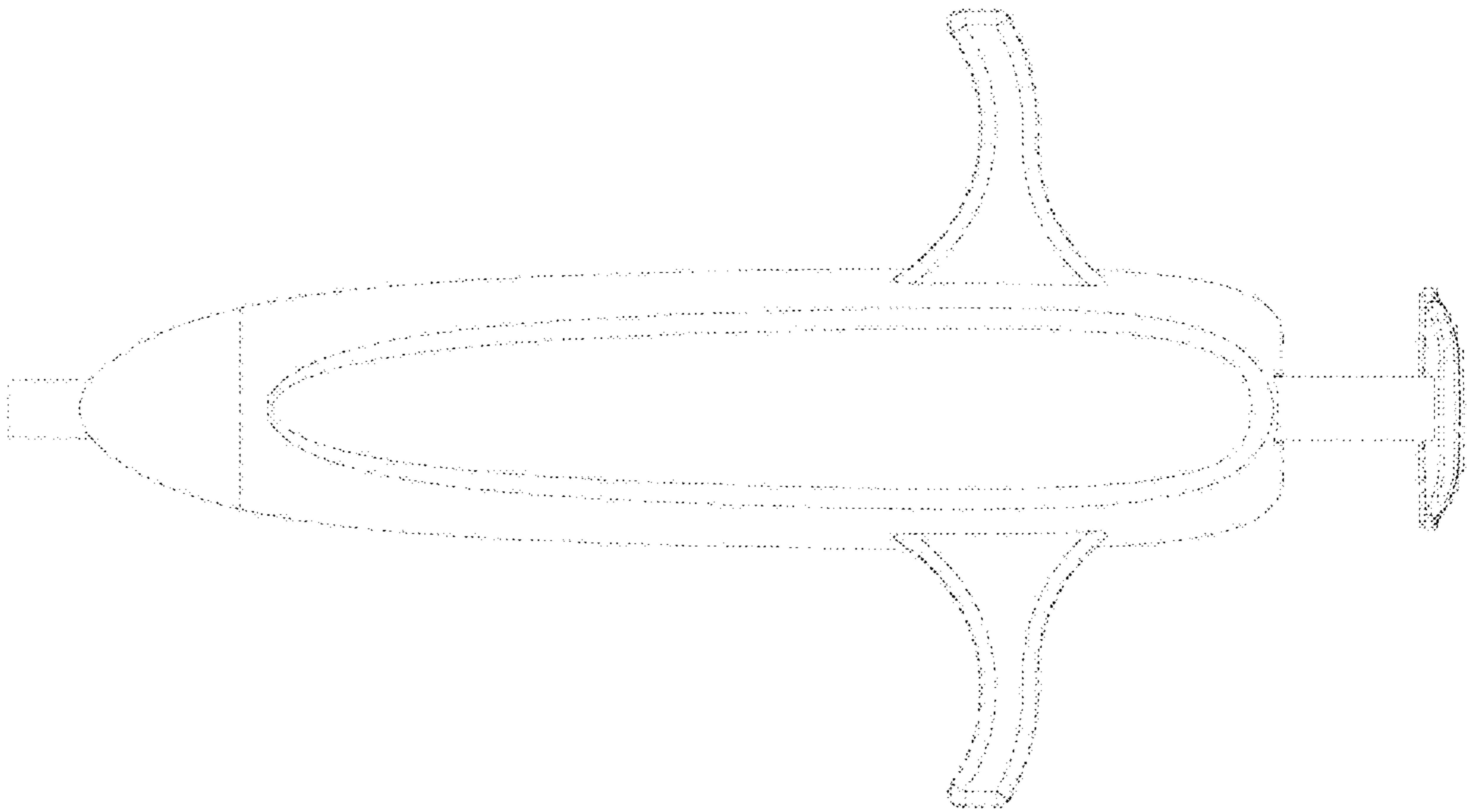
1.1



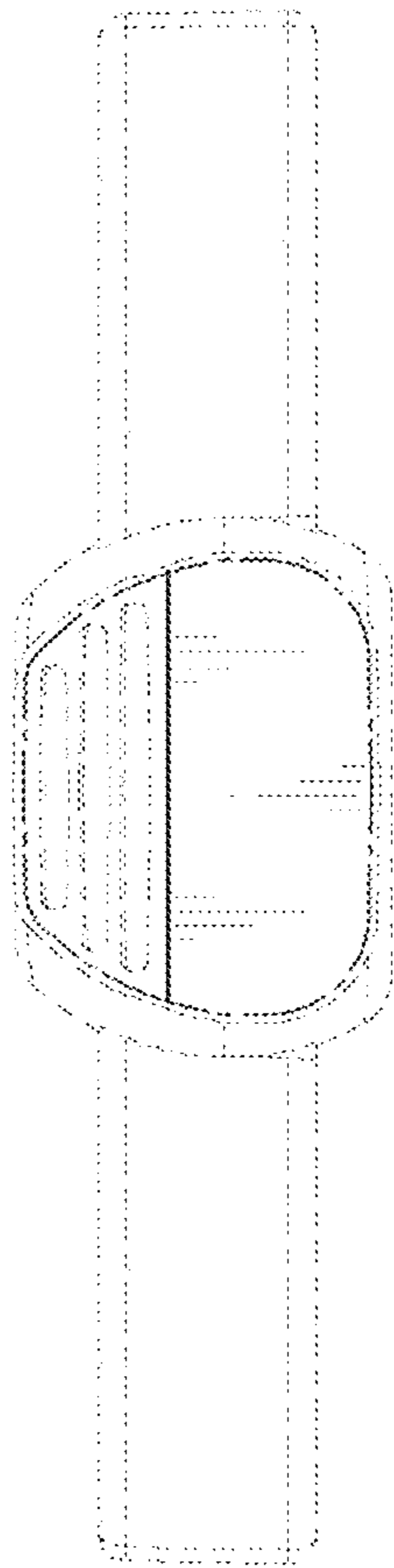
1.2




1.3




1.4



1.5



1.6







1.8

