



US00D980411S

(12) **United States Design Patent**
Fujishima et al.

(10) **Patent No.:** **US D980,411 S**

(45) **Date of Patent:** **** Mar. 7, 2023**

(54) **FACE MASK**

(71) Applicant: **ROKI Co., Ltd.**, Shizuoka (JP)

(72) Inventors: **Seigou Fujishima**, Hamamatsu (JP);
Takeharu Ishikawa, Hamamatsu (JP)

(**) Term: **15 Years**

(21) Appl. No.: **35/513,736**

(22) Filed: **Aug. 31, 2021**

(80) **Hague Agreement Data**

Int. Filing Date: **Aug. 31, 2021**

Int. Reg. No.: **DM/216224**

Int. Reg. Date: **Aug. 31, 2021**

Int. Reg. Pub. Date: **Mar. 4, 2022**

(30) **Foreign Application Priority Data**

Mar. 2, 2021 (JP) 2021-004323

Mar. 2, 2021 (JP) 2021-004324

(51) **LOC (14) Cl.** **29-02**

(52) **U.S. Cl.**
USPC **D24/110.1**

(58) **Field of Classification Search**
USPC D24/110.1, 110.2, 110.4, 110.5, 162;
D14/492; D29/108
CPC A41D 13/11; A41D 13/1107; A41D
13/1123; A41D 13/1161; A41D 13/113;
A62B 23/025
See application file for complete search history.

(56) **References Cited**

U.S. PATENT DOCUMENTS

D464,726 S * 10/2002 Wolfe D24/110.1

D519,208 S * 4/2006 Wolfe D24/110.1

D759,718 S * 6/2016 Adler D14/492

D803,391 S * 11/2017 Reese D24/110.1

D822,195 S * 7/2018 Kwong D24/110.1

D837,970 S * 1/2019 Henderson D24/110.1
D854,144 S * 7/2019 Bowen D24/110.1
10,357,069 B2 * 7/2019 Tuan A41D 13/1107
D905,351 S * 12/2020 Zheng D29/108
D906,597 S * 12/2020 Wilson D29/108
11,246,359 B1 * 2/2022 Coates A41D 13/1161
D949,327 S * 4/2022 Park D24/110.1
D954,937 S * 6/2022 An D29/108
D956,209 S * 6/2022 Lund D24/110.1
D961,775 S * 8/2022 Yoon D24/162
D962,420 S * 8/2022 Smith, IV A41D 13/1107
D29/108
D962,421 S * 8/2022 Kim D24/110.1
D963,838 S * 9/2022 Yoon D29/108

(Continued)

Primary Examiner — Rhea Shields

(57) **CLAIM**

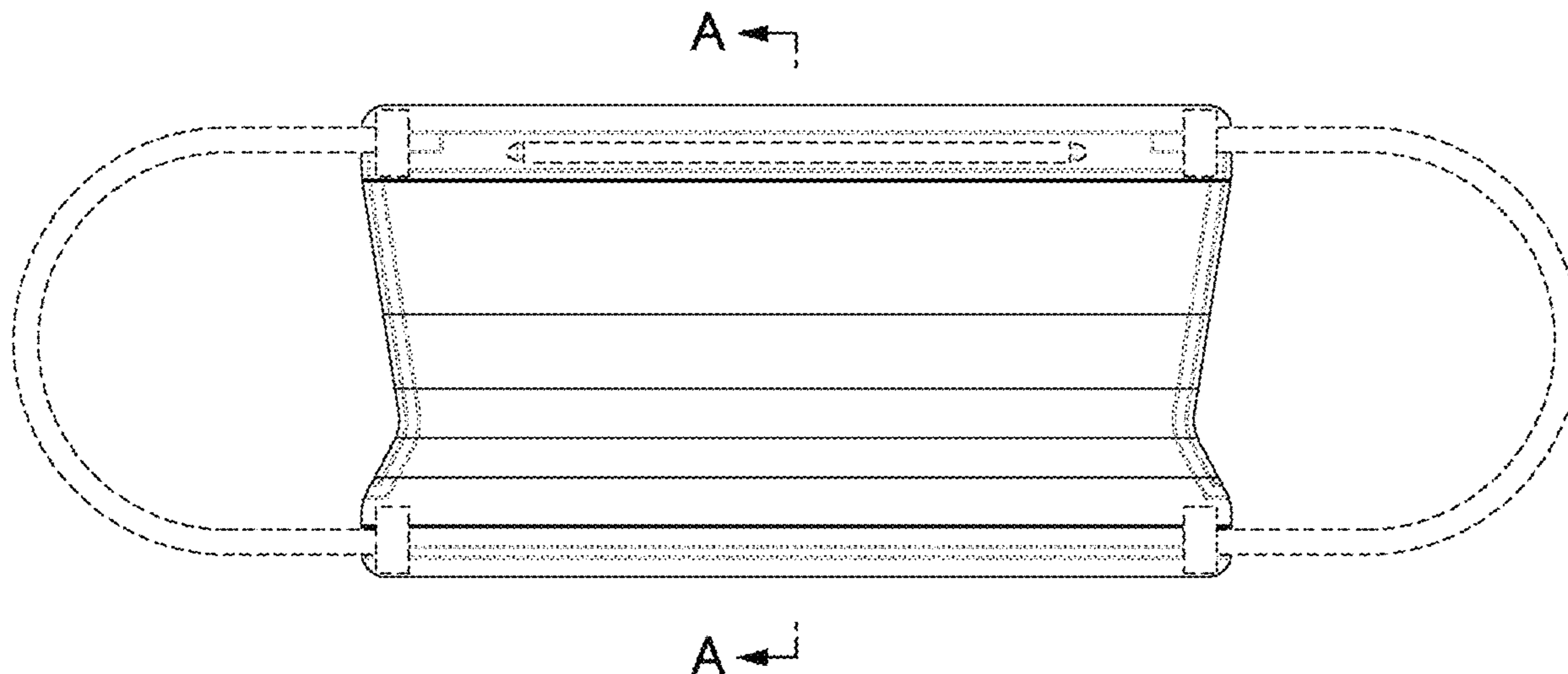
The ornamental design for a face mask, as shown and described.

DESCRIPTION

- 1. Face mask
- 1.1 : Front
- 1.2 : Back
- 1.3 : Top
- 1.4 : Bottom
- 1.5 : Right
- 1.6 : Cross sectional
- 1.7 : Enlarged
- 1.8 : Enlarged
- 1.9 : Enlarged

The broken lines do not form part of the claimed designs; reproduction no. 1.6 is the cross sectional view cut along the A-A line in reproduction no. 1.1; reproduction no. 1.7 is the enlarged view of the B-B portion in reproduction no. 1.6; reproduction no. 1.8 is the enlarged view of the C-C portion in reproduction no. 1.6; reproduction no. 1.9 is the enlarged view of the D-D portion in reproduction no. 1.6; left views are omitted since they are mirror images of the right views, respectively.

1 Claim, 9 Drawing Sheets



(56)

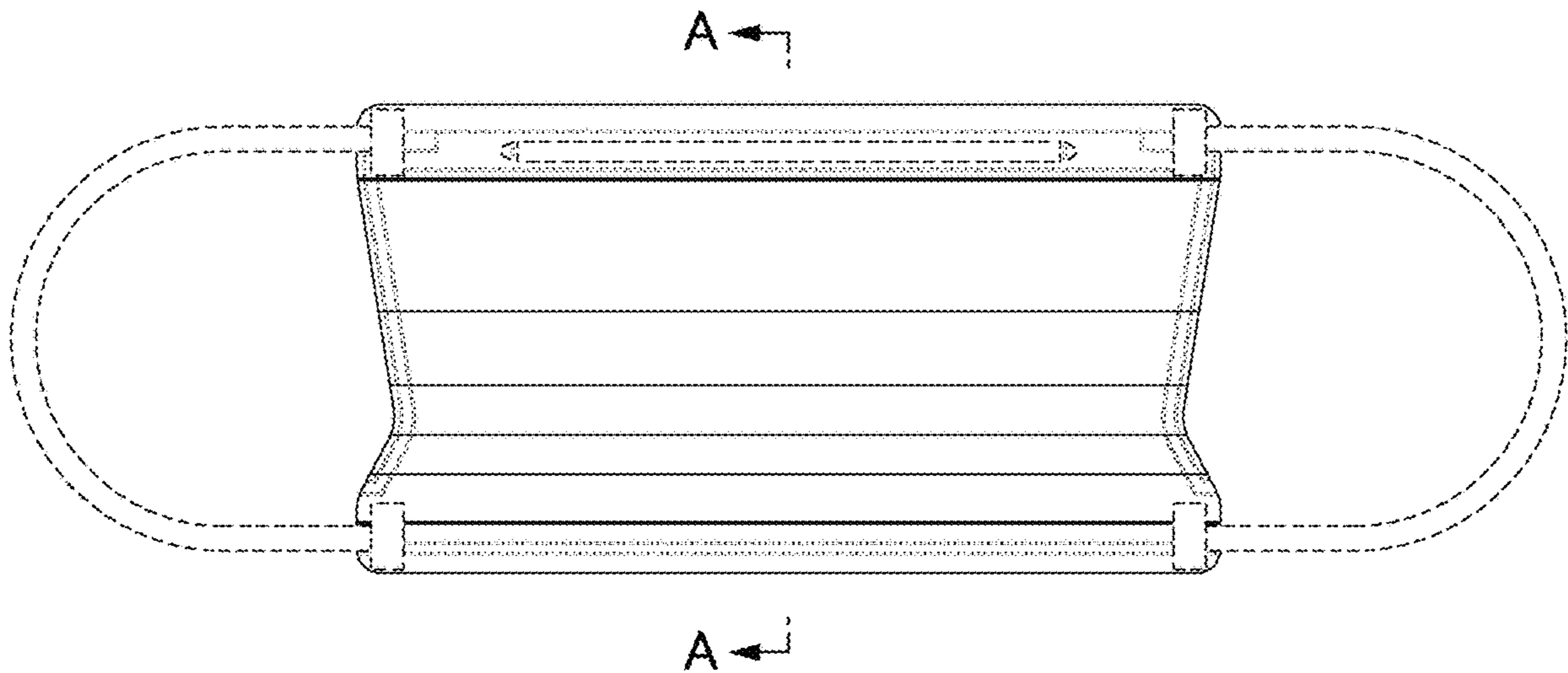
References Cited

U.S. PATENT DOCUMENTS


D964,548 S * 9/2022 Rookard D29/108
D964,549 S * 9/2022 Amanfoh D29/108
2011/0220109 A1* 9/2011 Chiu A41D 13/1161
128/206.19
2021/0153575 A1* 5/2021 Hong A41D 13/1107
2021/0345713 A1* 11/2021 Yates A41D 13/1161
2022/0047012 A1* 2/2022 Swisher A41D 13/113

* cited by examiner


1.1




1.2



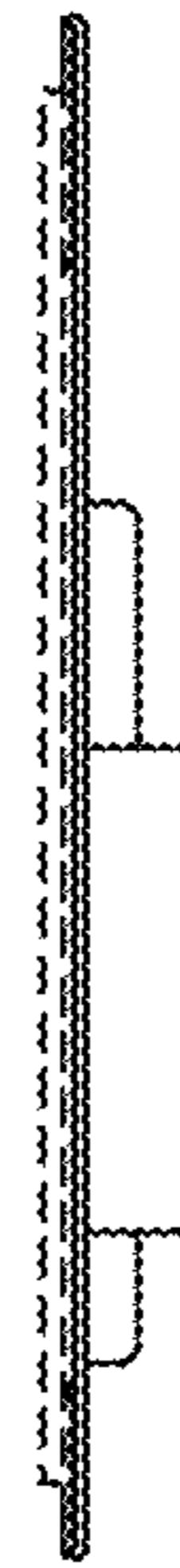
1.3



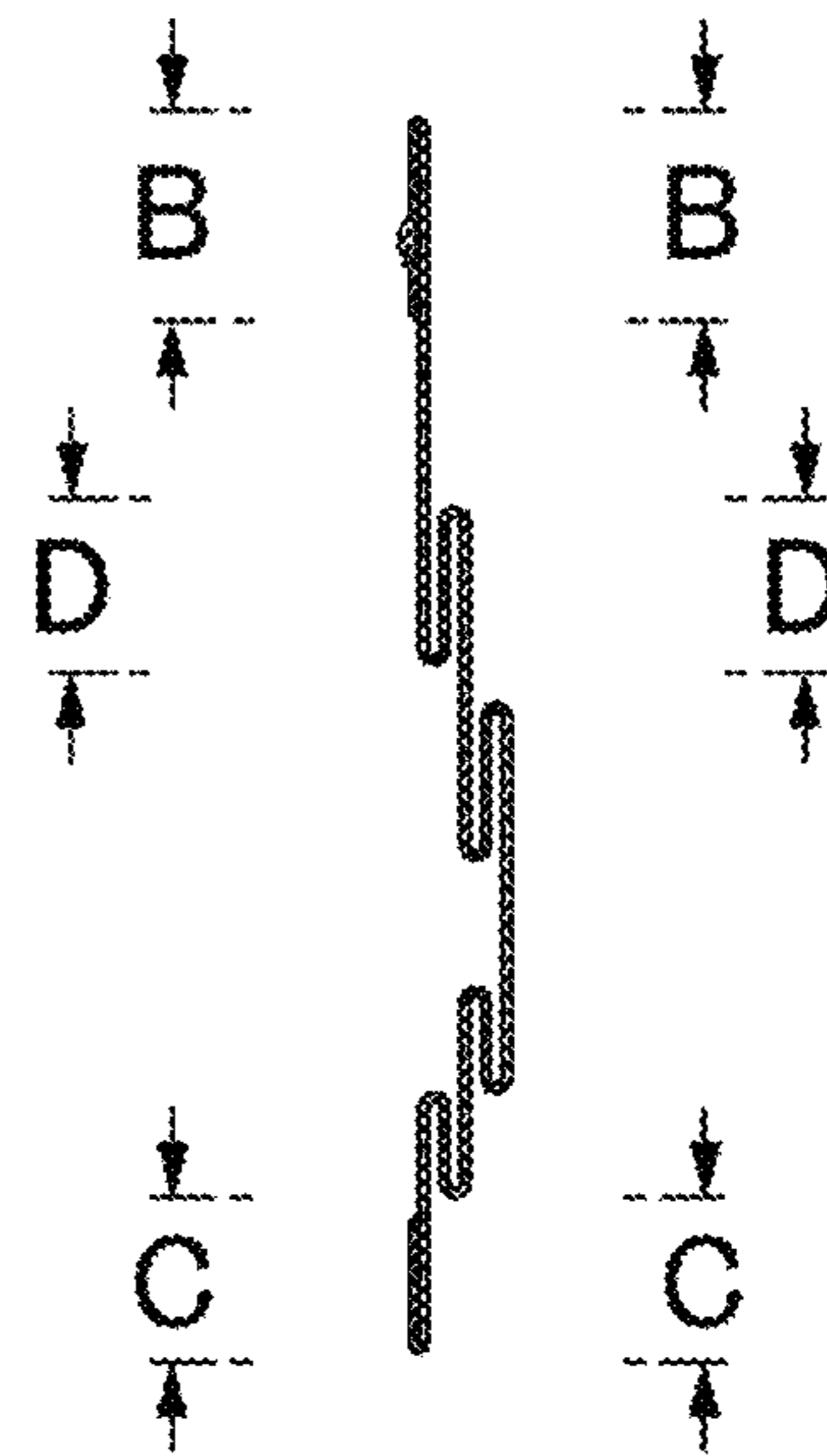
1.4



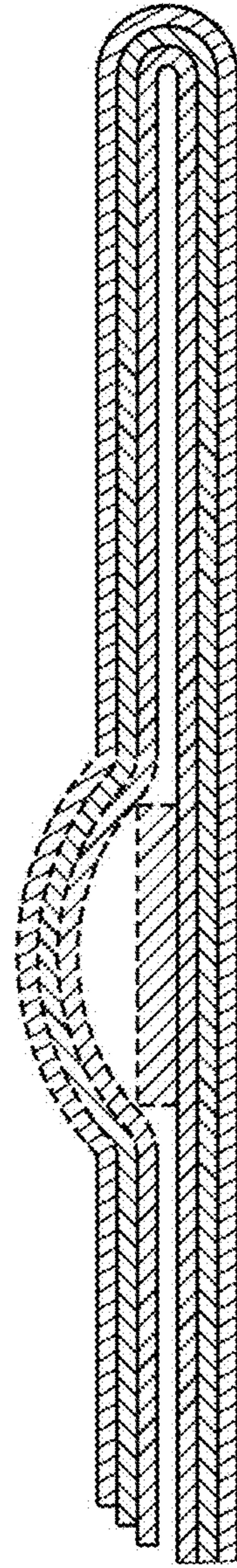
1.5



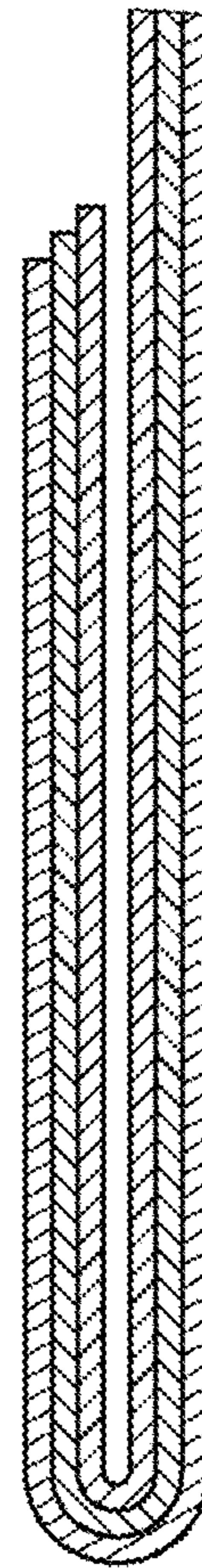
1.6



1.7



1.8



1.9

