



US00D980400S

(12) **United States Design Patent**  
**Wang**

(10) **Patent No.:** **US D980,400 S**

(45) **Date of Patent:** **\*\* Mar. 7, 2023**

(54) **AIR PURIFIER**

(71) Applicant: **Shenzhen Xincheng Innovation Technology Co., Ltd., Shenzhen (CN)**

(72) Inventor: **Zhi Wang, Shenzhen (CN)**

(73) Assignee: **Shenzhen Xincheng Innovation Technology Co., Ltd., Shenzhen (CN)**

(\*\*) Term: **15 Years**

(21) Appl. No.: **29/853,542**

(22) Filed: **Sep. 16, 2022**

(51) **LOC (14) Cl.** ..... **23-02**

(52) **U.S. Cl.**  
USPC ..... **D23/364**

(58) **Field of Classification Search**  
USPC ..... D23/355-366, 352, 369, 332, 333, 335,  
D23/336, 342, 351  
CPC .. A61L 9/16; A61L 9/22; B01D 47/00; B01D  
47/027; B01D 2221/02; B01D 2259/4508;  
B03C 3/155; B03C 3/368; F24F 3/16;  
F24F 13/20; F24F 13/28  
See application file for complete search history.

(56) **References Cited**

**U.S. PATENT DOCUMENTS**

D274,353 S	*	6/1984	Hoyle	.....	D23/352
D346,017 S	*	4/1994	Lim	.....	D23/336
D374,712 S	*	10/1996	Jane	.....	D23/336
D375,546 S	*	11/1996	Lee	.....	D23/355
D382,951 S	*	8/1997	Deines	.....	D23/339
D820,422 S	*	6/2018	Kim	.....	D23/364
D855,787 S	*	8/2019	Sakamoto	.....	D23/370

D870,873 S	*	12/2019	Chen	.....	D23/356
D896,937 S	*	9/2020	Yang	.....	D23/335
D899,571 S	*	10/2020	Li	.....	D23/359
D903,844 S	*	12/2020	Chen	.....	D23/356
D905,220 S	*	12/2020	Farone	.....	D23/364
D912,795 S	*	3/2021	Wang	.....	D23/364
D919,064 S	*	5/2021	Wang	.....	D23/356
D925,716 S	*	7/2021	Qin	.....	D23/356
D935,591 S	*	11/2021	Xu	.....	D23/364
D938,566 S	*	12/2021	Yang	.....	D23/364
D947,343 S	*	3/2022	Xia	.....	D23/364
D948,010 S	*	4/2022	Xu	.....	D23/356
D951,412 S	*	5/2022	Han	.....	D23/364
D956,199 S		6/2022	Zuo et al.		

\* cited by examiner

*Primary Examiner* — David G Muller

(74) *Attorney, Agent, or Firm* — Nitin Kaushik

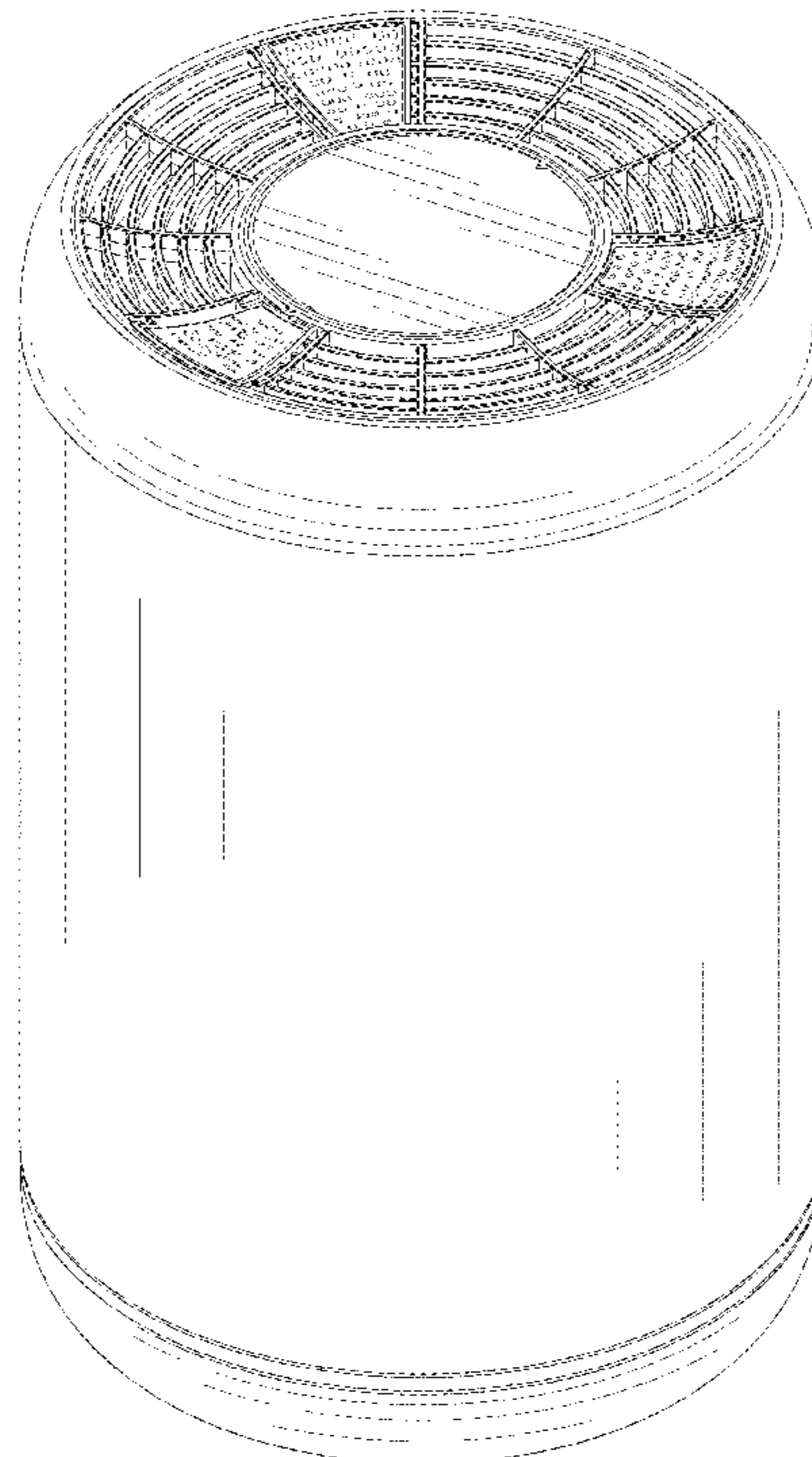
(57) **CLAIM**

The ornamental design for an air purifier, as shown and described.

**DESCRIPTION**

FIG. 1 is a front perspective view of an air purifier, showing my new design;  
FIG. 2 is a rear perspective view thereof;  
FIG. 3 is a front view thereof;  
FIG. 4 is a rear view thereof;  
FIG. 5 is a left side view thereof;  
FIG. 6 is a right side view thereof;  
FIG. 7 is a top view thereof; and,  
FIG. 8 is a bottom view thereof.  
The broken lines in the drawings illustrate the portions of the air purifier, which form no part of the claimed design.

**1 Claim, 8 Drawing Sheets**



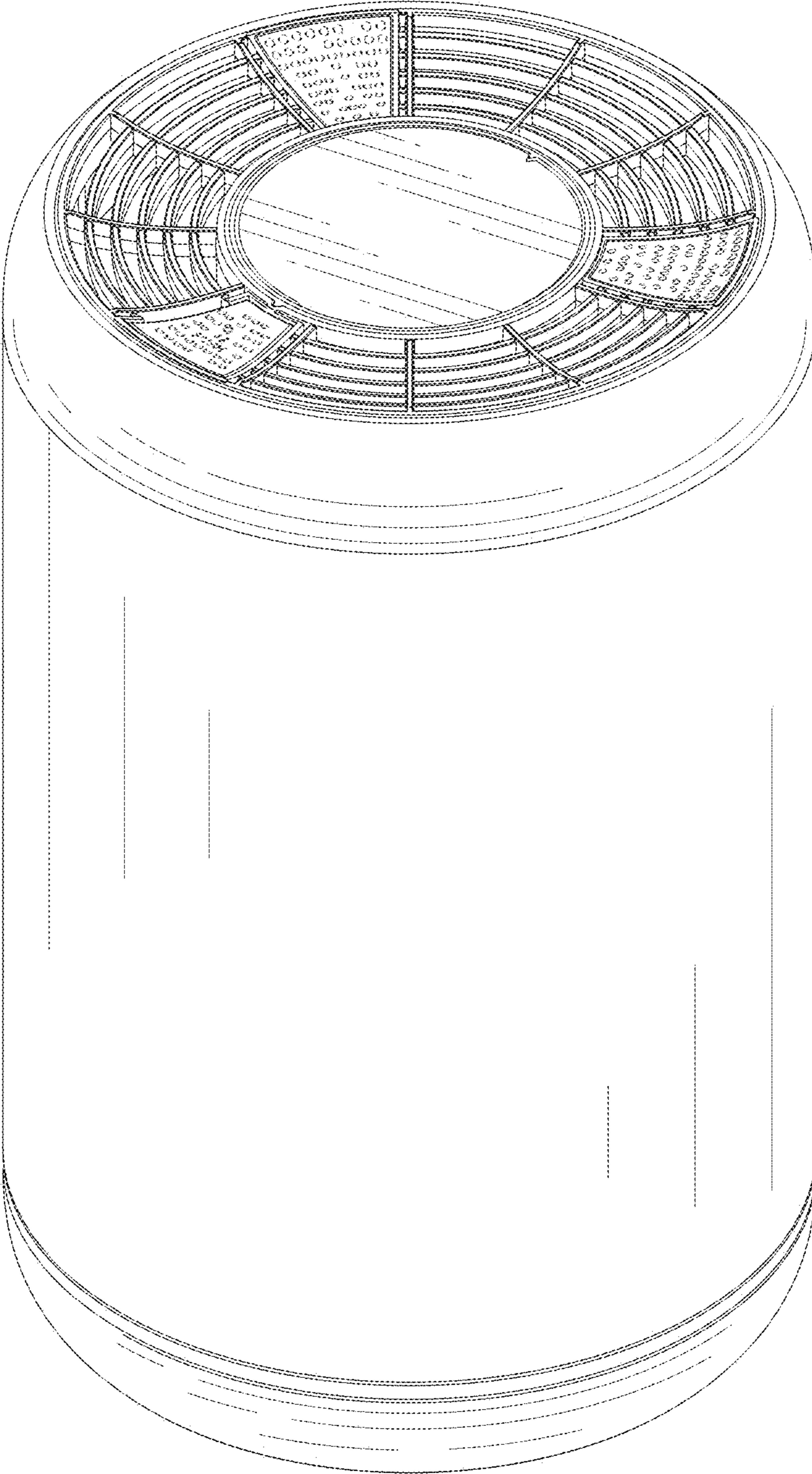


FIG. 1

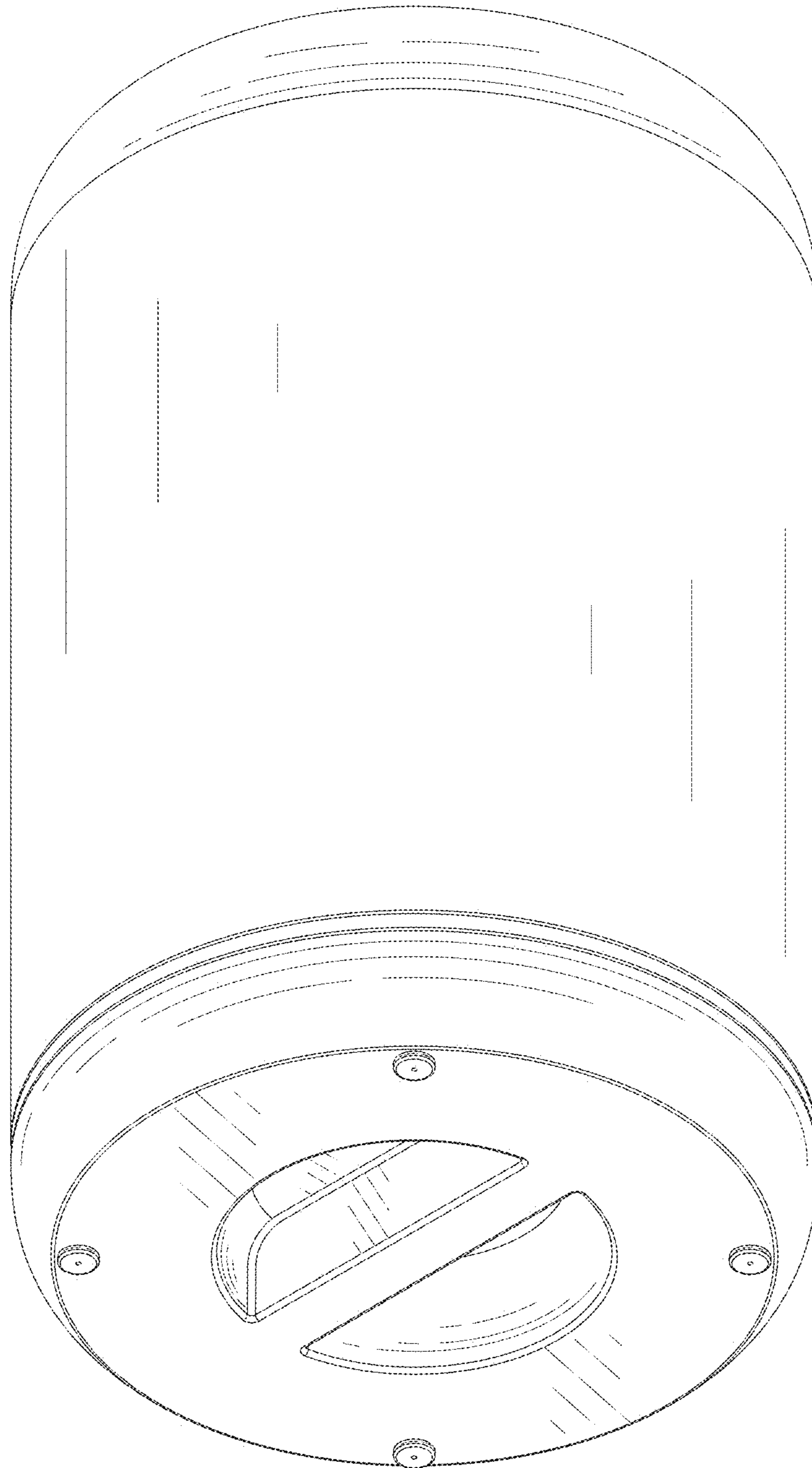


FIG. 2




FIG. 3






FIG. 4




FIG. 5




FIG. 6

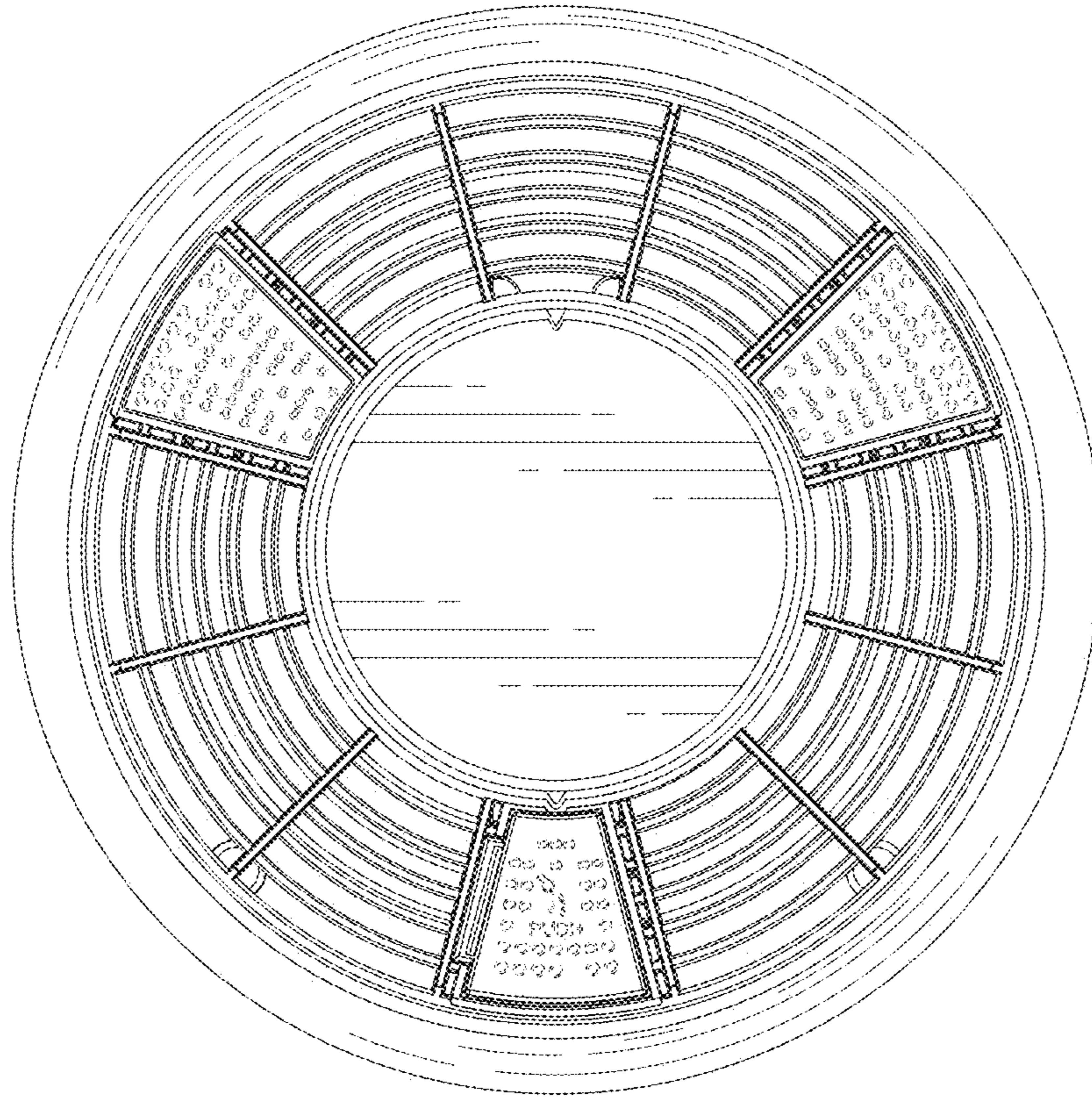


FIG. 7






FIG. 8