



US00D980397S

(12) **United States Design Patent** (10) **Patent No.:** **US D980,397 S**
Sanagi (45) **Date of Patent:** **** Mar. 7, 2023**

(54) **AIR PURIFIER**

(71) Applicant: **Takaaki Sanagi**, Osaka (JP)

(72) Inventor: **Takaaki Sanagi**, Osaka (JP)

(73) Assignee: **DAIKIN INDUSTRIES, LTD.**, Osaka (JP)

(**) Term: **15 Years**

(21) Appl. No.: **29/760,153**

(22) Filed: **Nov. 30, 2020**

(30) **Foreign Application Priority Data**

Jul. 20, 2020 (JP) 2020-014969 D

(51) **LOC (14) Cl.** **23-04**

(52) **U.S. Cl.**
USPC **D23/364**

(58) **Field of Classification Search**
USPC D23/332, 336, 351, 355-356, 359,
D23/364-366, 378, 499; D14/204, 225,
D14/214, 240, 314, 496
CPC F24F 1/029; F24F 1/035; F24F 1/0287;
F24F 6/06; F24F 6/14; F24F 13/06; F24F
13/20; F24F 13/222; F24F 3/16; F24F
3/1405

See application file for complete search history.

(56) **References Cited**

U.S. PATENT DOCUMENTS

D657,857 S * 4/2012 Choi D23/364
D719,251 S * 12/2014 Farone D23/364
D751,184 S * 3/2016 Farone D23/364
D802,739 S * 11/2017 Kim D23/378
D865,144 S * 10/2019 Yoo D23/333
D865,145 S * 10/2019 Yoo D23/333
D927,658 S * 8/2021 Fu D23/332
D943,726 S * 2/2022 Li D23/364

D948,693 S * 4/2022 Li D23/364
2020/0096207 A1 * 3/2020 Kim F24F 1/029
2020/0284441 A1 * 9/2020 Choi F24F 1/0014
2021/0010706 A1 * 1/2021 Gyeong F24F 11/30
2021/0088236 A1 * 3/2021 Lee F24F 6/025
2021/0222895 A1 * 7/2021 Bae F24F 1/0087

FOREIGN PATENT DOCUMENTS

CN 305934292 * 7/2020
WO D202106-002 * 8/2019

OTHER PUBLICATIONS

Germ Guardian Air Purifier for Home, first available Oct. 15, 2014[online], [site visited Dec. 12, 2022]. Available from internet, URL:<<https://www.amazon.com/Germ-Guardian-Purifier-Allergies-GermGuardian/dp/B00OLBR084>> (Year: 2014).*

* cited by examiner

Primary Examiner — David G Muller
Assistant Examiner — Jamaal Rasheed

(74) *Attorney, Agent, or Firm* — Manabu Kanesaka

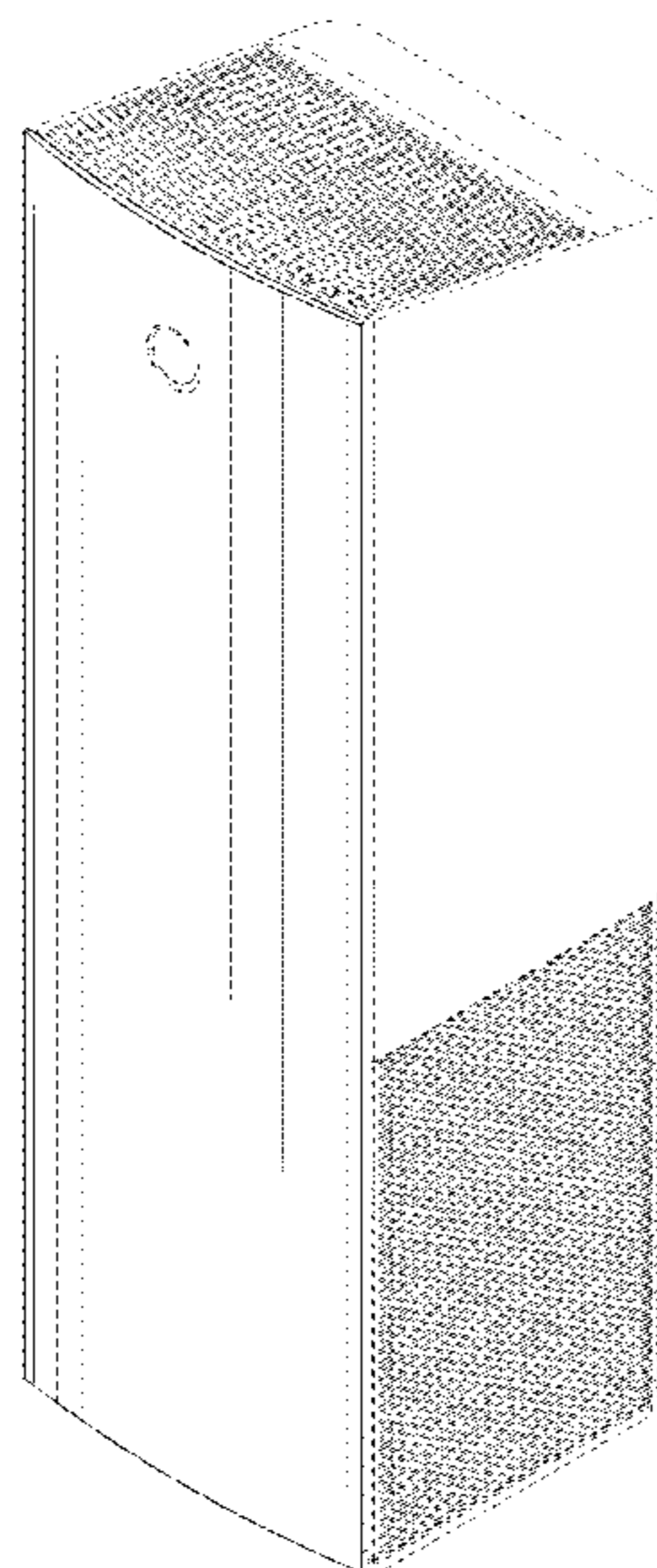
(57) **CLAIM**

The ornamental design for an air purifier, as shown and described.

DESCRIPTION

FIG. 1 is a perspective view of an air purifier showing my new design;
FIG. 2 is a front view thereof;
FIG. 3 is a rear view thereof;
FIG. 4 is a plan view thereof;
FIG. 5 is a bottom view thereof;
FIG. 6 is a left side view thereof; and,
FIG. 7 is a right side view thereof.
The broken lines depict portions of the air purifier that form no part of claimed design.

1 Claim, 2 Drawing Sheets






Fig.3




Fig.2

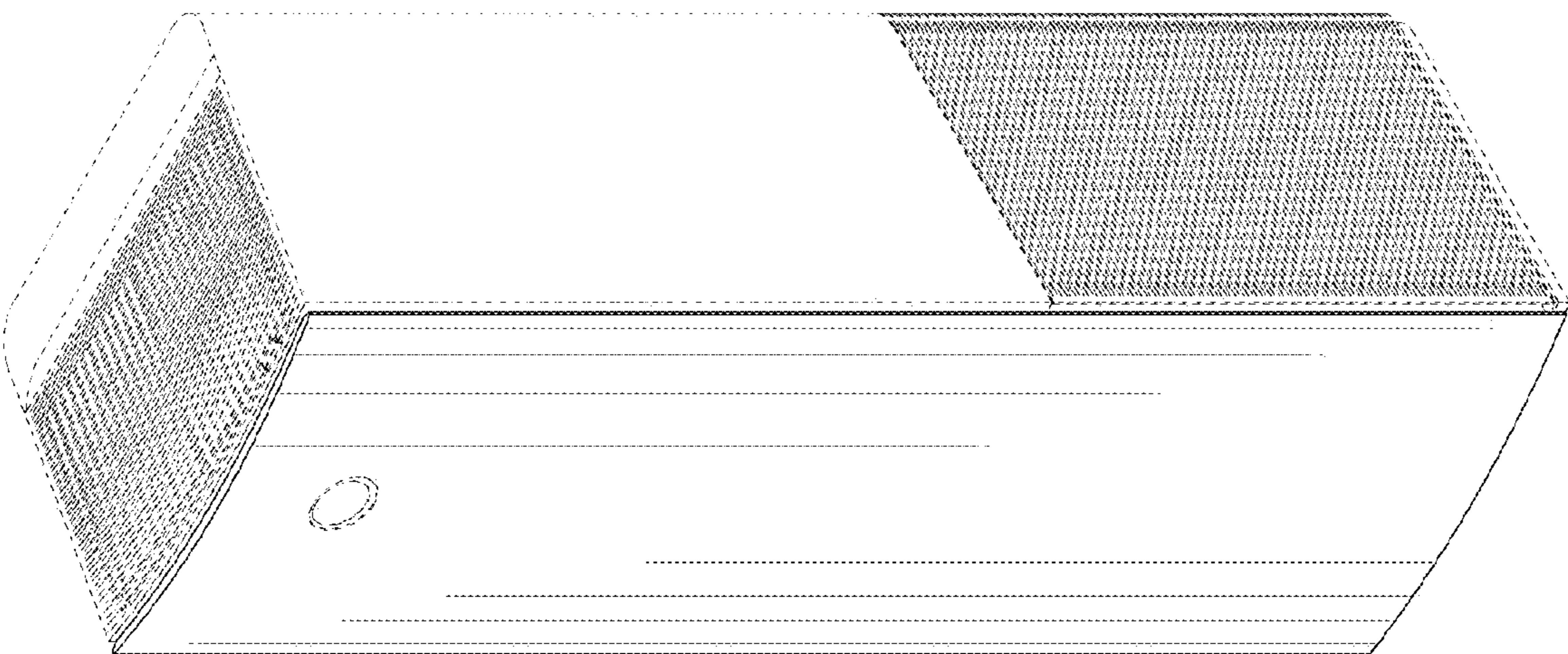


Fig.1

Fig.7




Fig.6




Fig.4

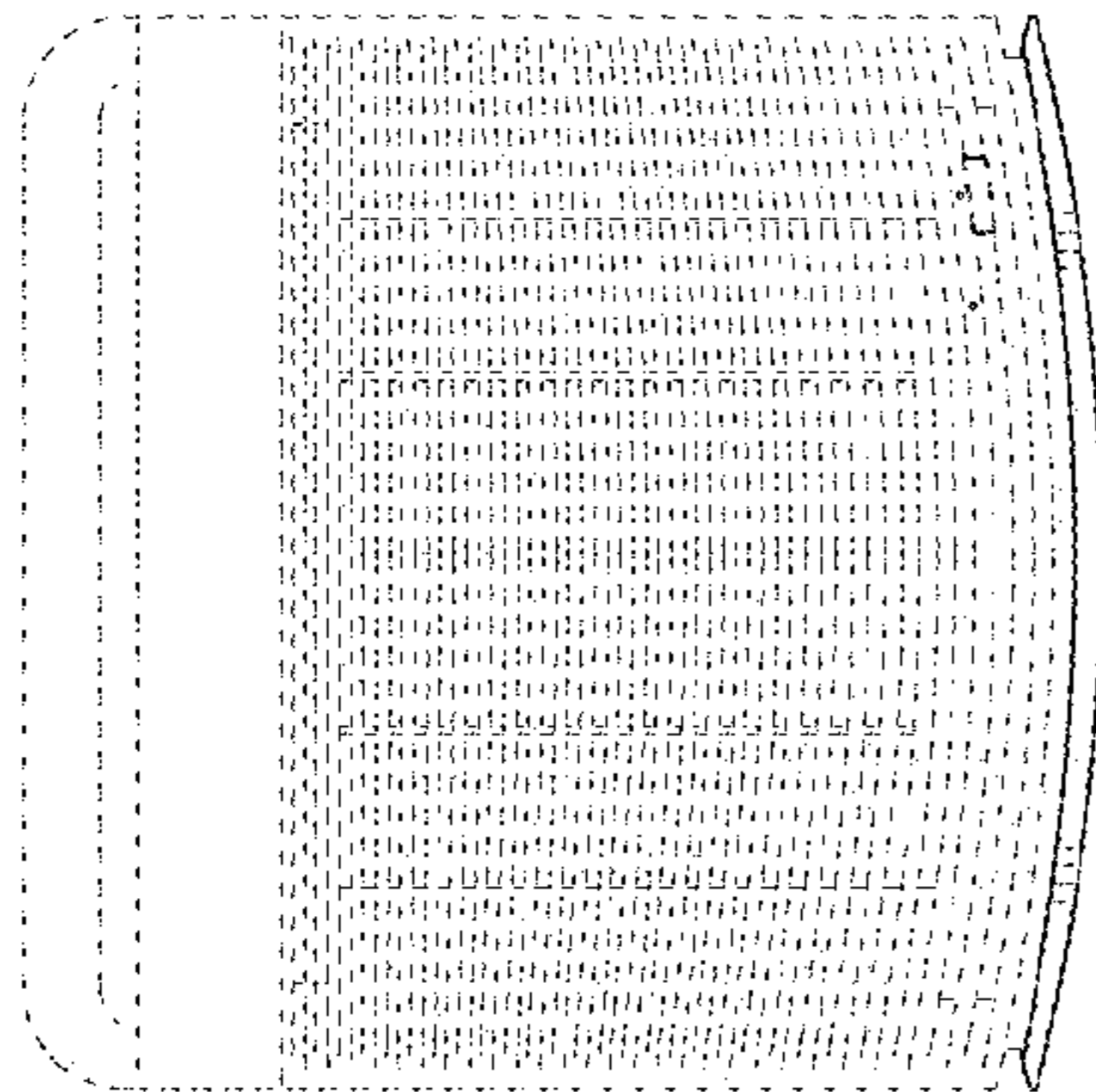


Fig.5

