



US00D980363S

(12) **United States Design Patent**
Cyrulik

(10) **Patent No.:** **US D980,363 S**

(45) **Date of Patent:** **** Mar. 7, 2023**

- (54) **GOLF CLUB HEAD**
- (71) Applicant: **SUMITOMO RUBBER INDUSTRIES, LTD.**, Kobe (JP)
- (72) Inventor: **Darius Cyrulik**, Alhambra, CA (US)
- (73) Assignee: **SUMITOMO RUBBER INDUSTRIES, LTD.**, Kobe (JP)
- (**) Term: **15 Years**
- (21) Appl. No.: **29/783,061**
- (22) Filed: **May 11, 2021**
- (51) **LOC (14) Cl.** **21-02**
- (52) **U.S. Cl.**
USPC **D21/759**
- (58) **Field of Classification Search**
USPC D21/733, 752, 759
CPC A63B 53/00; A63B 53/04; A63B 53/0466;
A63B 2053/0445; A63B 2053/0433;
A63B 2053/0491; A63B 2053/0437;
A63B 60/00; A63B 60/46
See application file for complete search history.

D499,157 S *	11/2004	Antonious	D21/752
D624,979 S *	10/2010	Morris	D21/752
D788,239 S *	5/2017	Kim	D21/759
D791,894 S *	7/2017	Oyler	D21/752
D909,512 S *	2/2021	Cyrulik	D21/752
D909,514 S *	2/2021	Cyrulik	D21/759

OTHER PUBLICATIONS

Cleveland golf woods google search; google.com; Oct. 28, 2022.*
 Golf woods google search; google.com; Oct. 28, 2022.*
 Launcher XL Halo Hy-Wood Hybrid; Cleveland golf; Oct. 28, 2022.*
 Launcher XL Halo Fairway Wood; Cleveland golf; Oct. 28, 2022.*
 Launcher XL Halo Hybrid; Cleveland golf; Oct. 28, 2022.*
 Golf Drivers; cleveland.com; Oct. 28, 2022.*

* cited by examiner

Primary Examiner — Mitchell I. Siegel
 (74) *Attorney, Agent, or Firm* — Oliff PLC

(57) **CLAIM**

The ornamental design for a golf club head, as shown and described.

DESCRIPTION

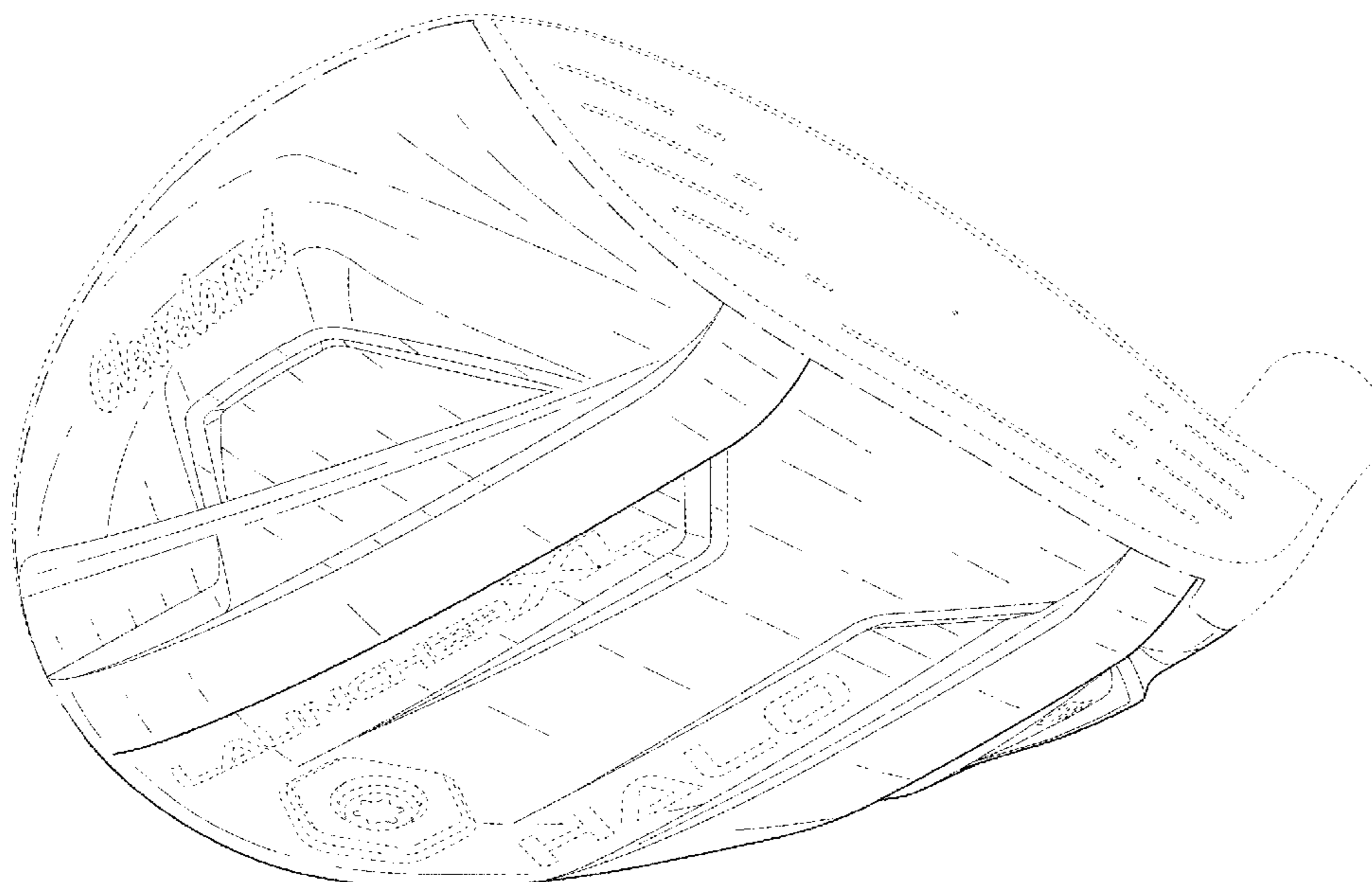
FIG. 1 is a front, toe-side, bottom perspective view of a golf club head, showing the new design;
 FIG. 2 is a front elevational view thereof;
 FIG. 3 is a rear elevational view thereof;
 FIG. 4 is a toe-side elevational view thereof;
 FIG. 5 is a heel-side elevational view thereof;
 FIG. 6 is a top plan view thereof;
 FIG. 7 is a bottom plan view thereof; and,
 FIG. 8 is a front, heel-side, bottom perspective view thereof.
 The broken lines depict parts of the golf club head that form no part of the claimed design. The dot-dash chain lines depict boundaries of the claimed subject matter and form no part of the claimed design.

1 Claim, 8 Drawing Sheets

(56) **References Cited**

U.S. PATENT DOCUMENTS

D266,344 S *	9/1982	Duclos	D21/752
D307,783 S *	5/1990	Iinuma	D21/752
5,464,217 A *	11/1995	Shenoha	A63B 60/52 473/328
5,524,890 A *	6/1996	Kim	A63B 60/50 473/331
D371,816 S *	7/1996	Yoshioka	D21/752
D394,688 S *	5/1998	Fox	D21/733
D410,057 S *	5/1999	Ortiz	D21/752
D435,075 S *	12/2000	Ota	D21/759
D442,244 S *	5/2001	Olsavsky	D21/752
D446,567 S *	8/2001	Nagai	D21/759



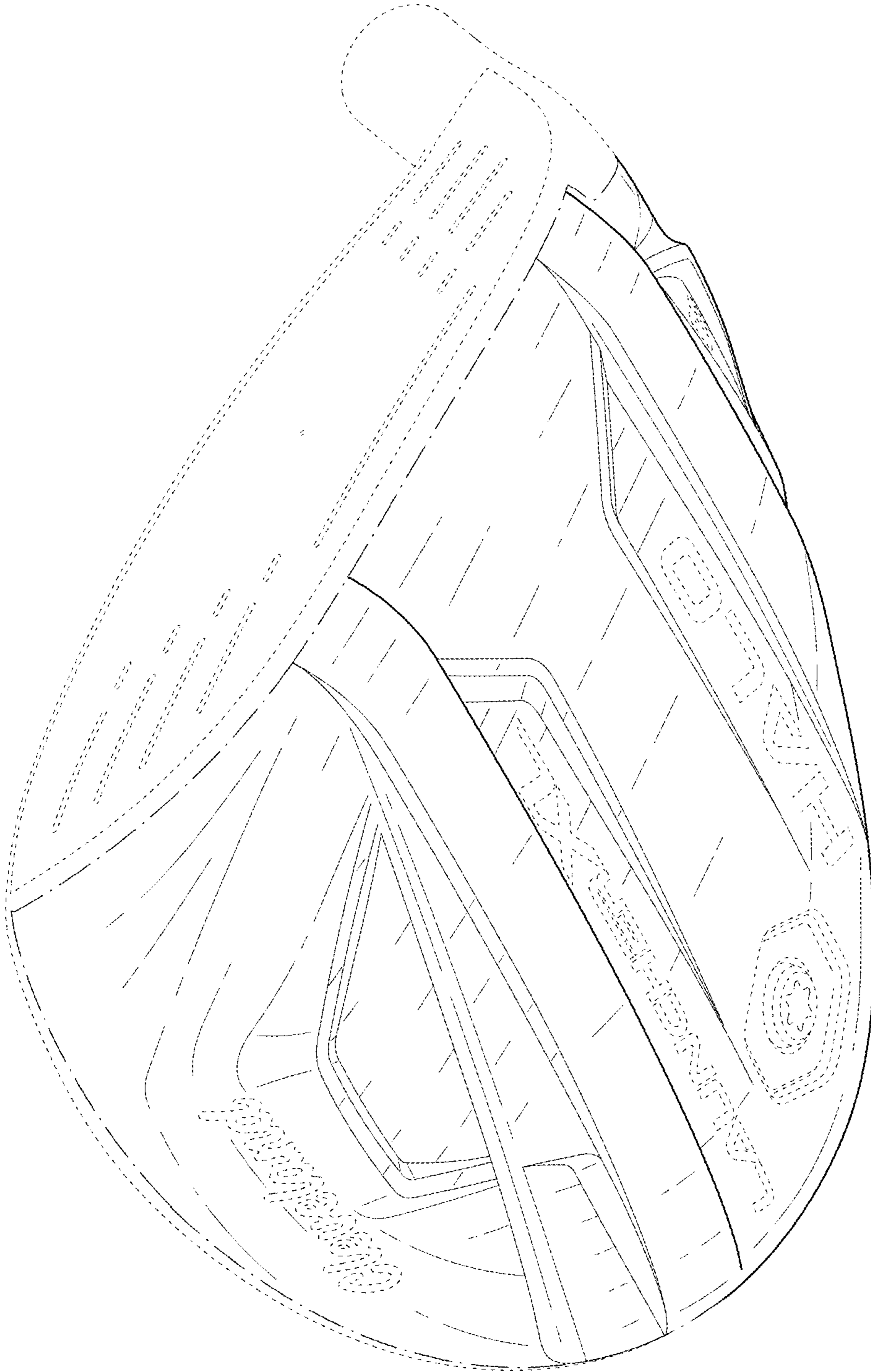


FIG. 1

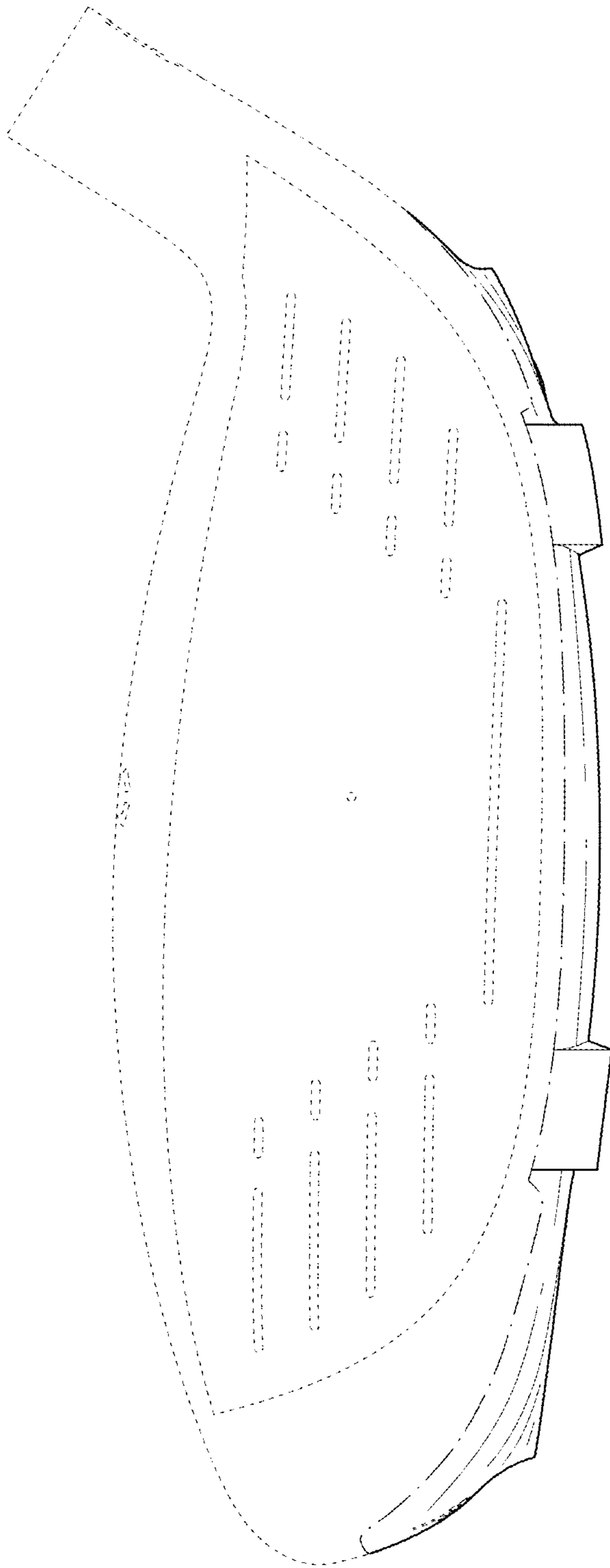


FIG. 2

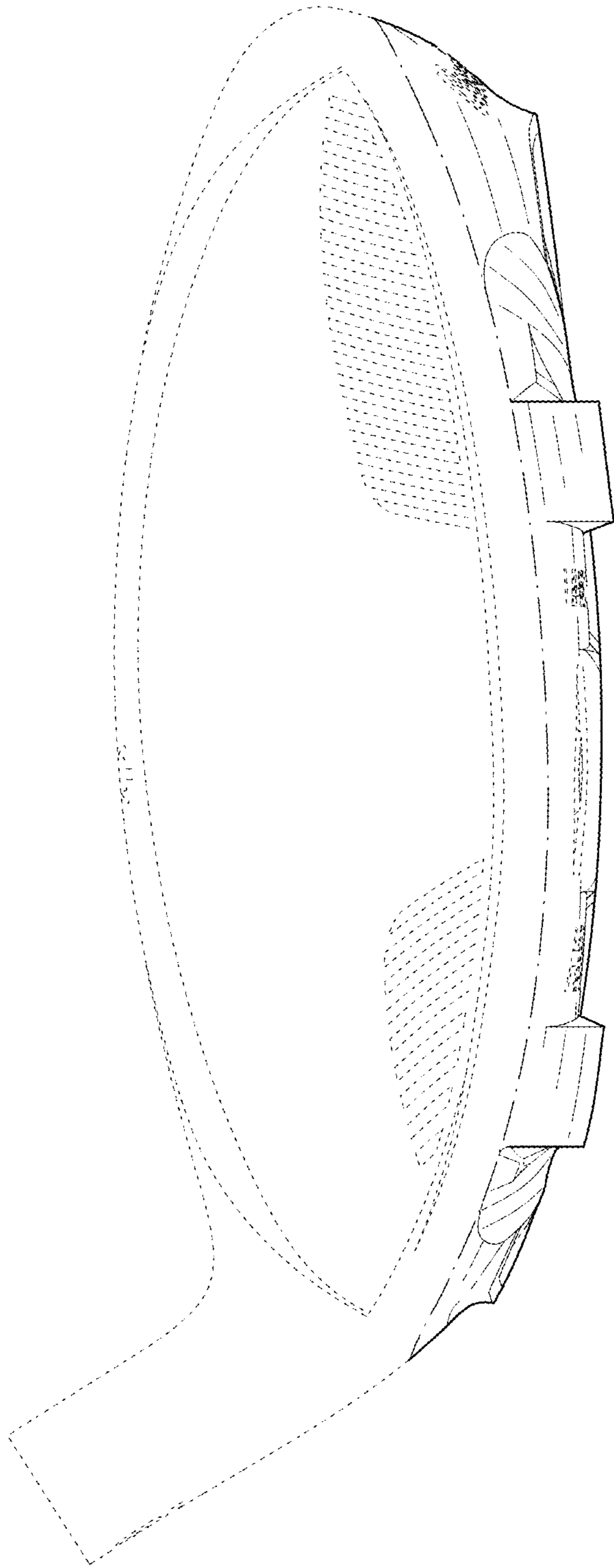


FIG. 3

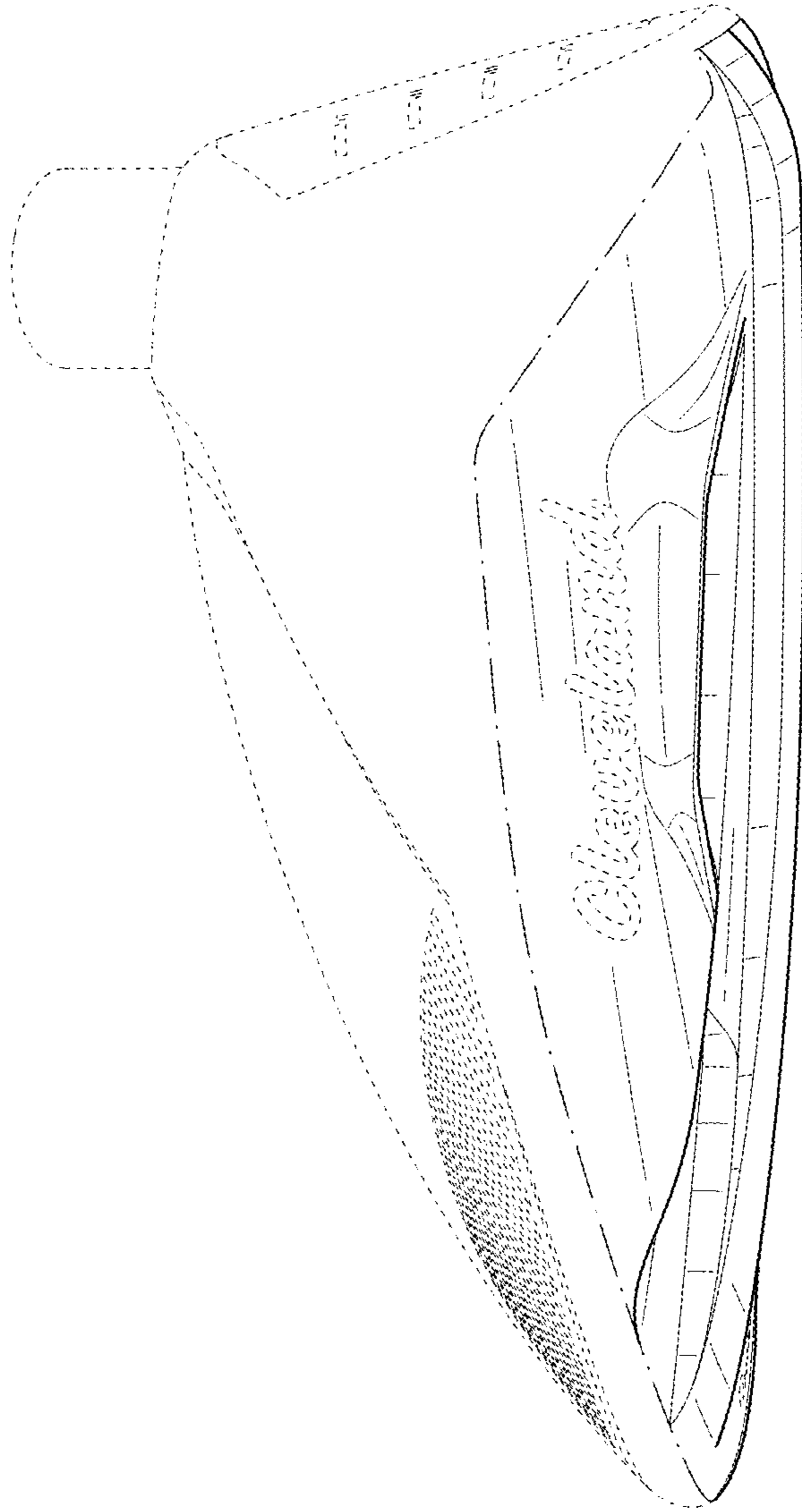


FIG. 4

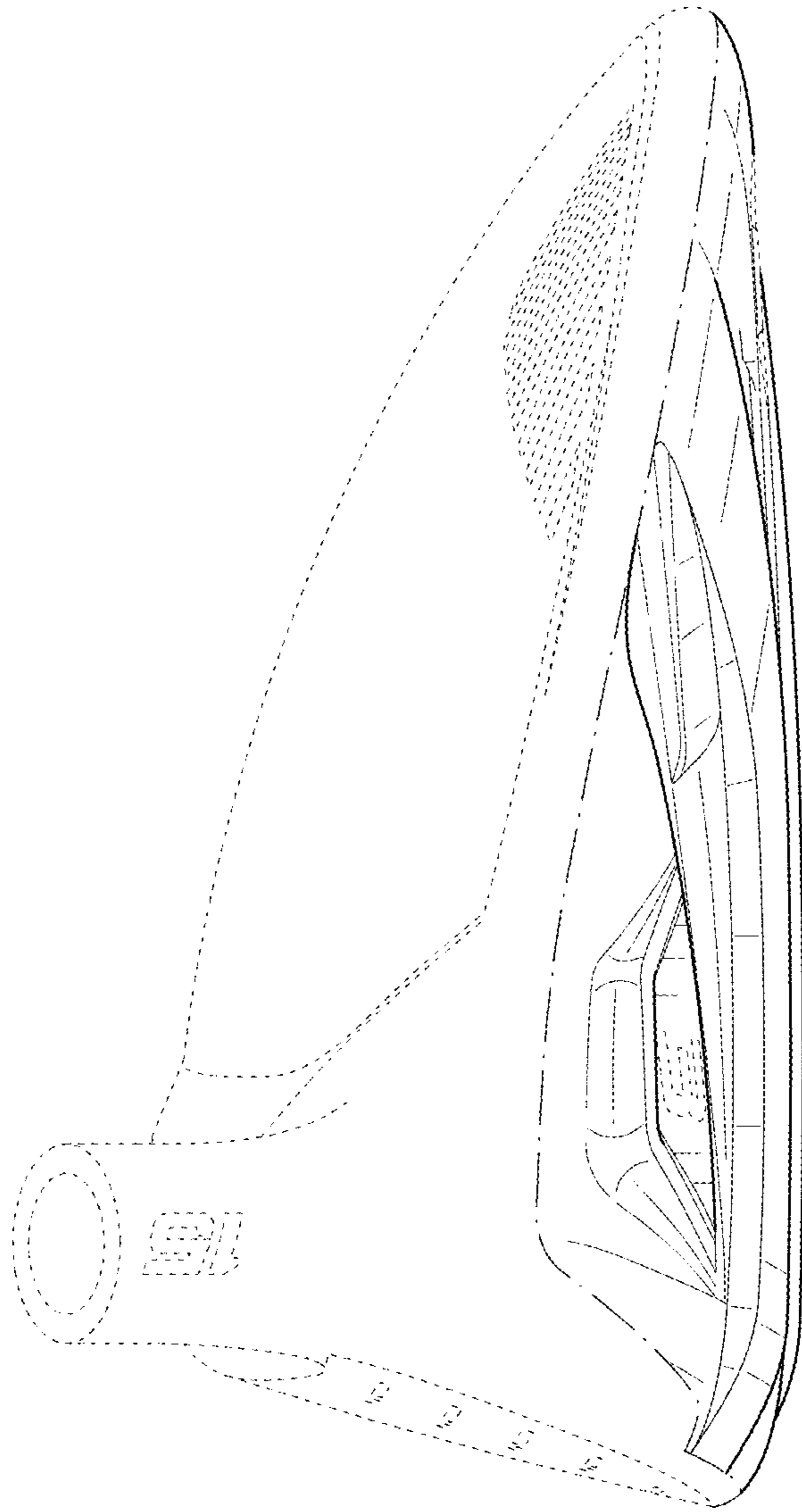


FIG. 5




FIG. 6

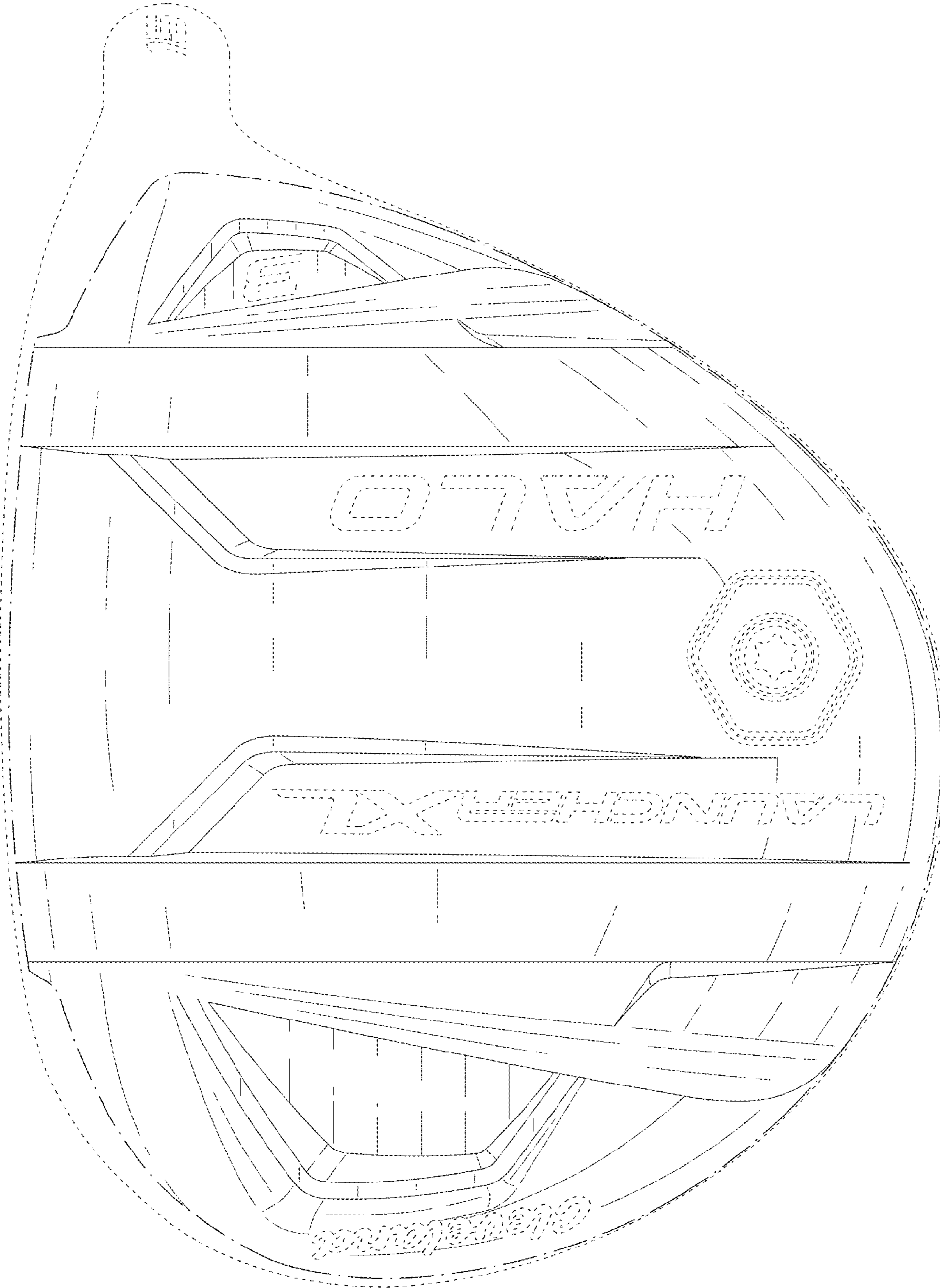


FIG. 7

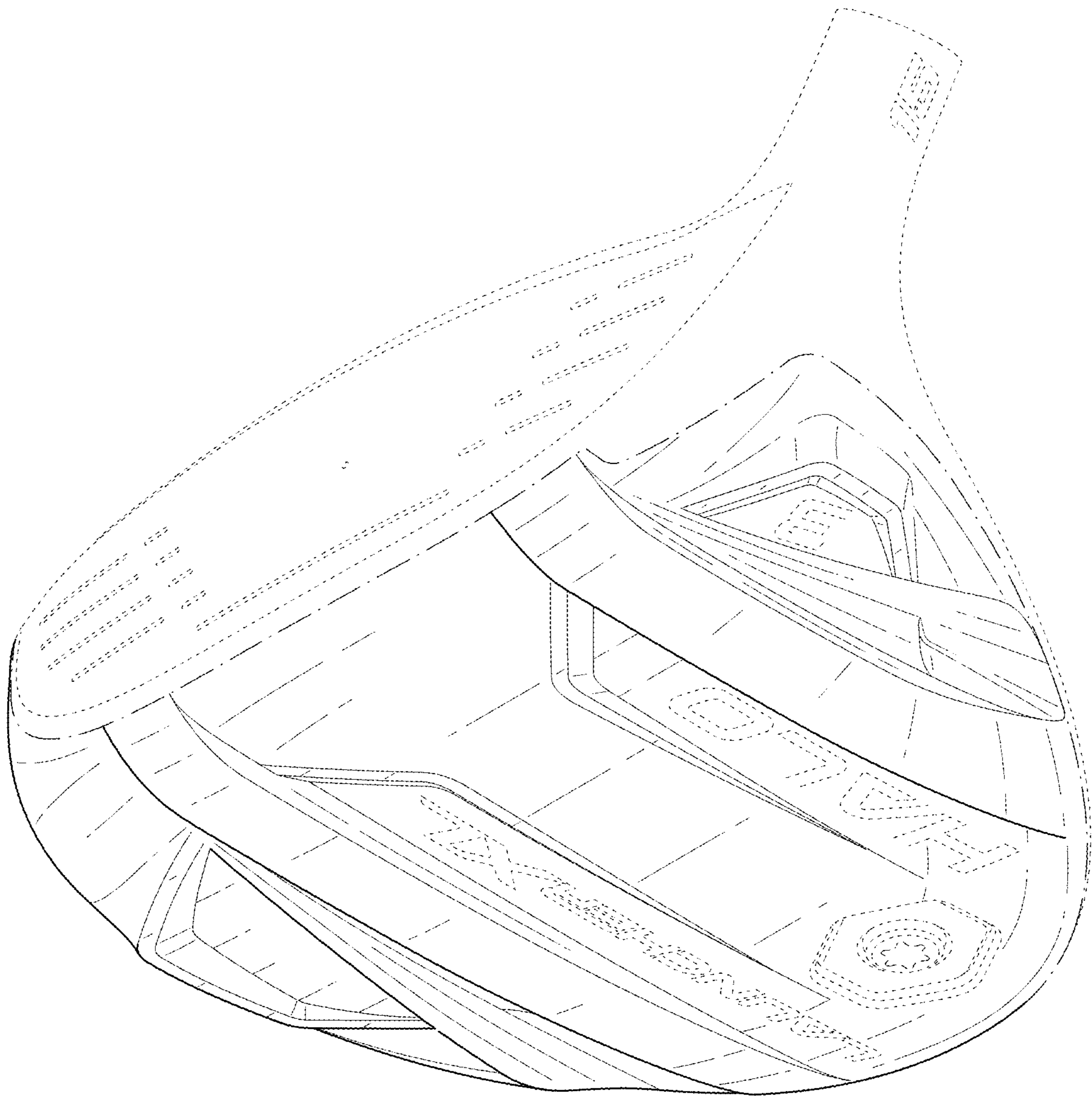


FIG. 8