



US00D980316S

(12) **United States Design Patent** (10) **Patent No.:** **US D980,316 S**
Yan (45) **Date of Patent:** **** Mar. 7, 2023**

(54) **STICKY INDEX NOTE**
(71) Applicant: **Qianqian Yan**, Shenzhen (CN)
(72) Inventor: **Qianqian Yan**, Shenzhen (CN)
(*) Notice: Patent file contains an affidavit/declaration under 37 CFR 1.130(b).
(**) Term: **15 Years**
(21) Appl. No.: **29/838,583**
(22) Filed: **May 13, 2022**
(51) **LOC (14) Cl.** **19-04**
(52) **U.S. Cl.**
USPC **D19/33**
(58) **Field of Classification Search**
USPC D19/26, 27, 28, 30, 32, 33, 113, 86, 91, D19/100, 2, 3; D3/271.5, 294, 299, 300, D3/302, 303; D6/673, 675; D9/634, 433
CPC G09F 5/00; G09F 5/02; G09F 5/04; G09F 2005/041; G09F 5/042; B42F 7/02; B42F 7/025; B42F 7/04; B42F 7/06; B42F 7/065; B42F 17/00; B42F 19/00; B42F 21/00; B42F 21/02; B42F 23/00; B42F 15/0011; B42F 15/0017; B42F 15/0023; B42F 15/007; B42F 15/0082; B42F 15/0088; B42F 15/0094; B42F 13/02; B42F 13/04; B42F 13/06; B42F 13/08; B42F 13/10; B42F 13/14; B42F 13/65; B42D 1/04; B42D 3/08; B42D 3/10; B42D 3/12; B42D 3/123; B42D 7/00; B42D 17/005; B42D 15/0006; B42D 15/00; B42D 15/008; B42D 15/042; B42D 15/04; B42D 1/08; B42C 7/00; B42C 7/01; B42C 7/02; B42C 7/03; B42C 7/04; B42C 7/05; B42C 7/06; B42C 7/07; B42C 7/08; B42C 7/09; G07F 17/16; G07F 11/045; B65H 2701/1932; B65H 2701/5112

See application file for complete search history.

(56) **References Cited**
U.S. PATENT DOCUMENTS
1,965,546 A * 7/1934 Gawlik B42F 13/12
402/80 R
D350,971 S * 9/1994 Lassberg D18/6
D375,758 S * 11/1996 Osiecki D18/6
D384,102 S * 9/1997 Osiecki D19/32
D393,483 S * 4/1998 Covey D19/32
(Continued)

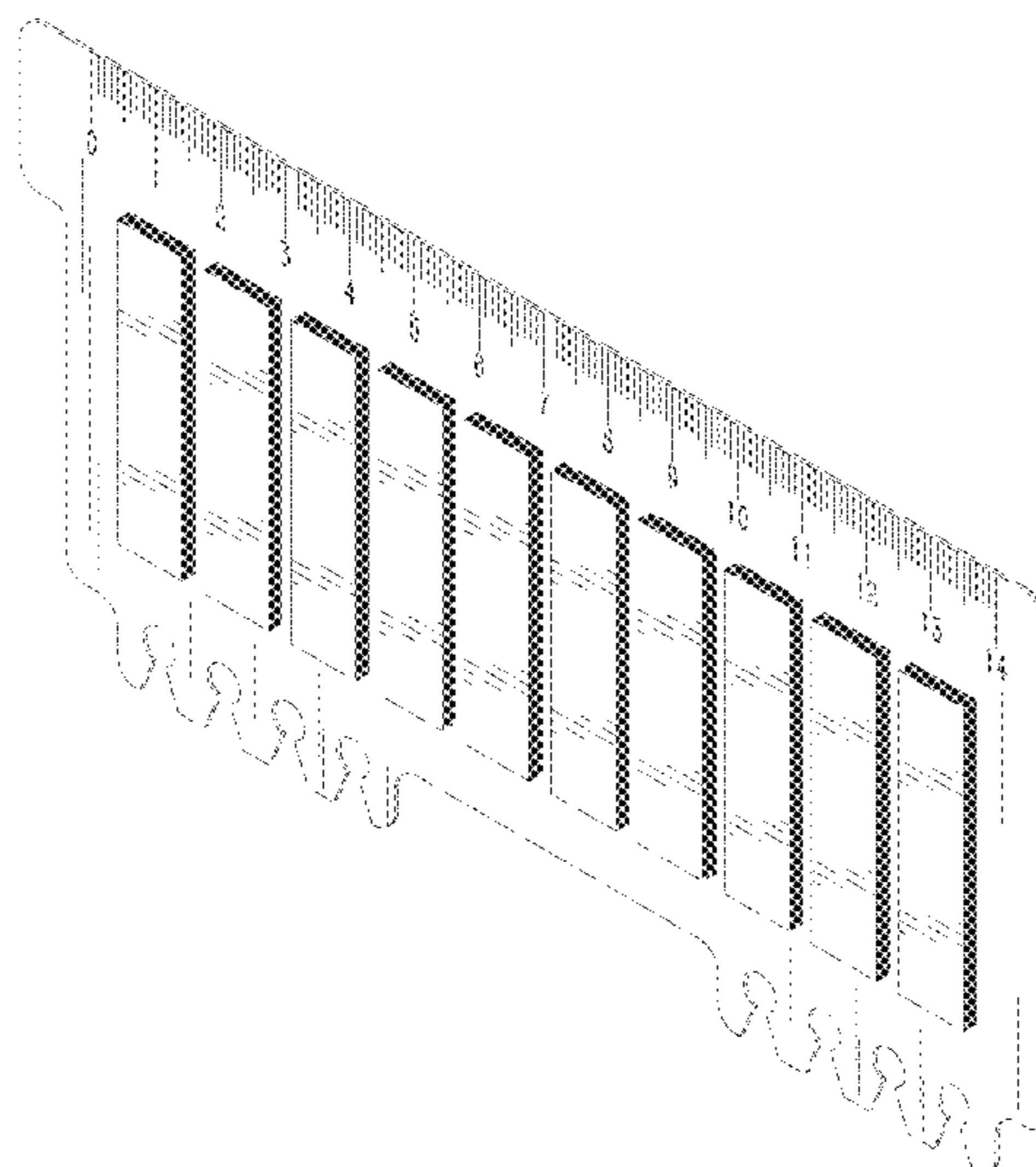
FOREIGN PATENT DOCUMENTS
CN 300889568 * 3/2009
EM 001766379-0003 * 10/2010
KR 300419553.0000 * 7/2006

OTHER PUBLICATIONS
Etsy. Link: https://www.etsy.com/listing/1194290975/200-square-end-sticky-tabs-with-ruler?show_sold_out_detail=1&ref=nla_listing_details. Mar. 31, 2022. 200 Square End Sticky Tabs with Ruler by BH19studios. (Year: 2022).*
(Continued)

Primary Examiner — Lauren D McVey
(57) **CLAIM**
The ornamental design for a sticky index note, as shown and described.

DESCRIPTION
FIG. 1 is a front perspective view of a sticky index note, showing my new design;
FIG. 2 is a front view thereof;
FIG. 3 is a rear view thereof;
FIG. 4 is a left side view thereof;
FIG. 5 is a right side view thereof;
FIG. 6 is a top view thereof; and,
FIG. 7 is a bottom view thereof.
The broken lines in the drawings illustrate the portions of the sticky index note, which form no part of the claimed design.

1 Claim, 7 Drawing Sheets



(56)

References Cited

U.S. PATENT DOCUMENTS

D404,424 S * 1/1999 Covey D19/32
D641,416 S * 7/2011 Jour D19/86
D641,417 S * 7/2011 Jour D19/86
D641,418 S * 7/2011 Jour D19/86
D644,692 S * 9/2011 Jour D19/86
D661,741 S * 6/2012 Jour D19/86
D790,628 S 6/2017 Klosky
D860,308 S * 9/2019 Tsai D19/26
2012/0098246 A1 * 4/2012 He B42D 13/00
281/15.1

OTHER PUBLICATIONS

Amazon. Link: https://www.amazon.com/AIYUENCICI-Writable-Repositionable-Morandi-Classify/dp/B09QD3Q6Z8/ref=sr_1_1?crid=DIQ93MBTCPF&keywords=B09QD3Q6Z8&qid=1663353903&srefix=b09qd3q6z8%2Caps%2C70&sr=8-1. Jan. 14, 2022.
AIYUENCICI Index Tabs with Ruler. (Year: 2022).*

* cited by examiner

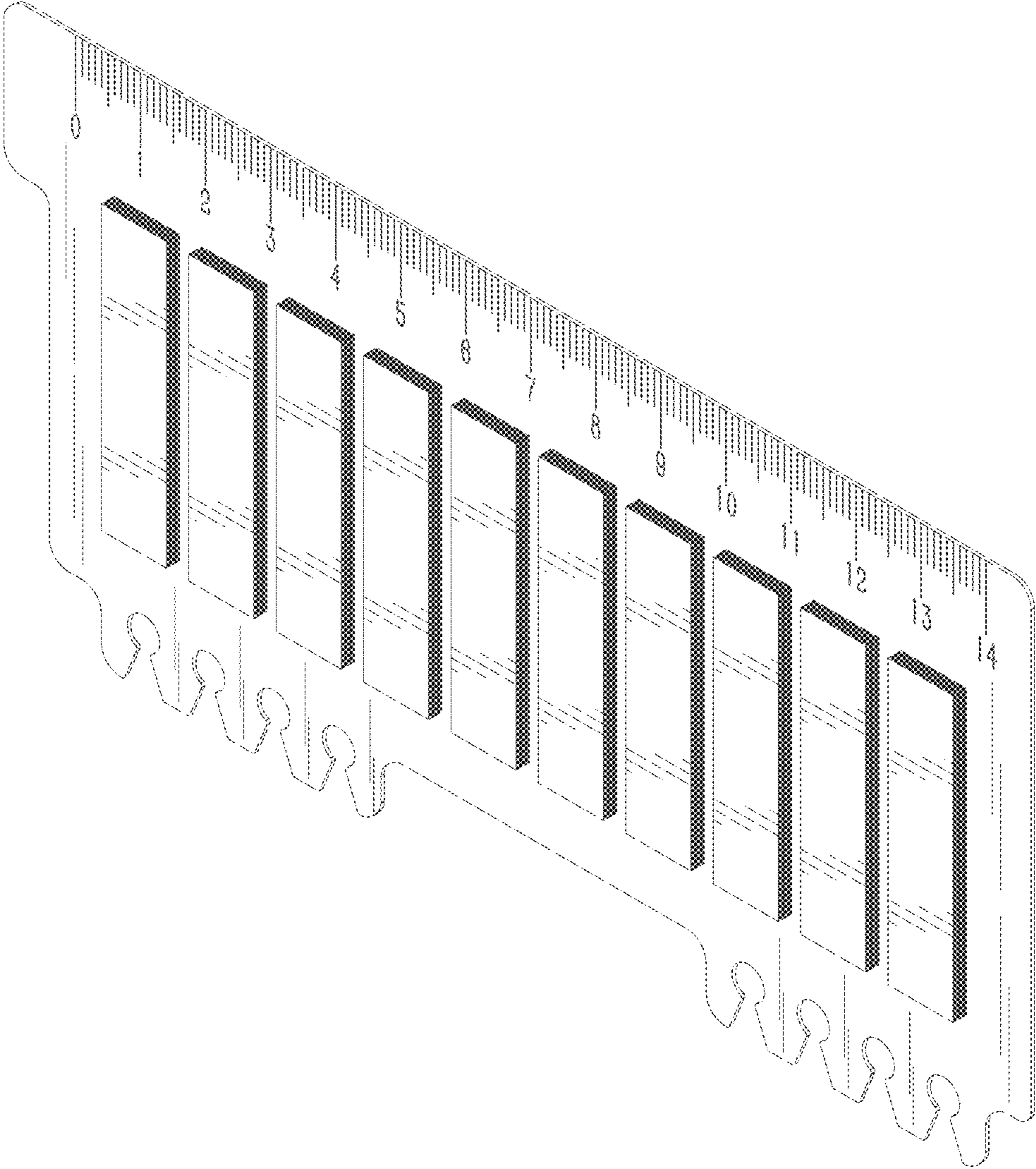


FIG. 1

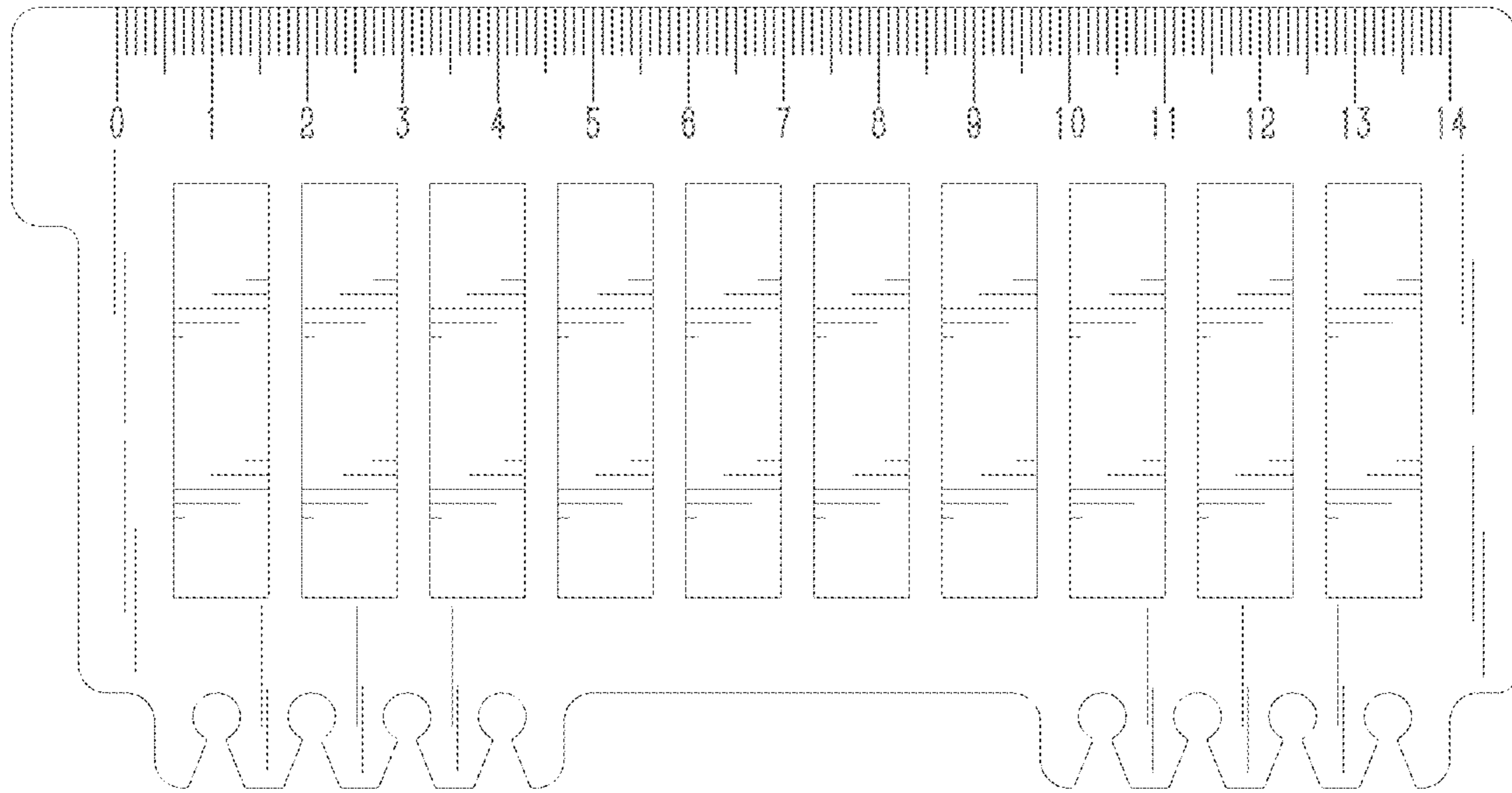


FIG. 2

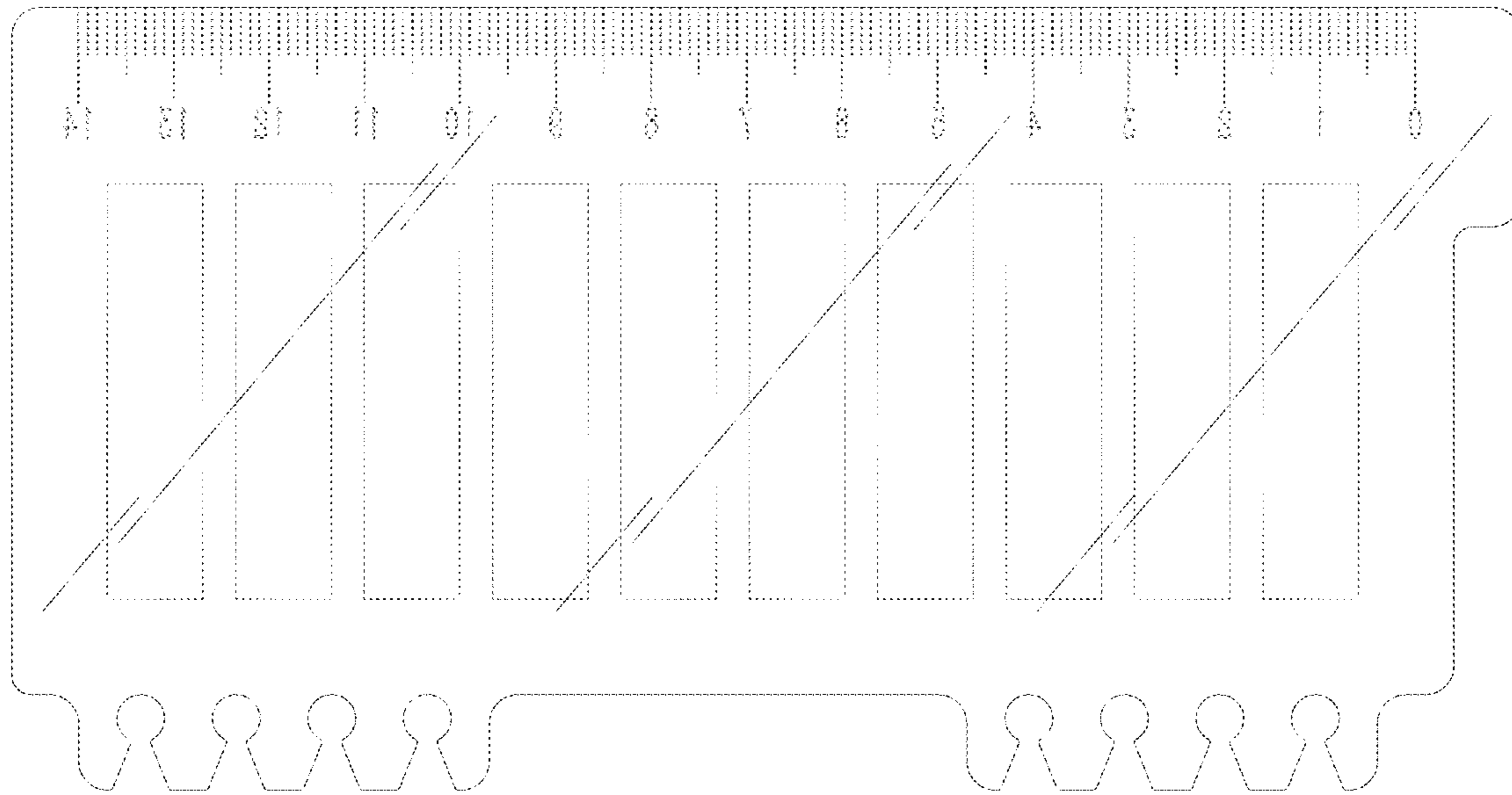


FIG. 3



FIG. 4



FIG. 5



FIG. 6



FIG. 7