



US00D980307S

(12) **United States Design Patent**
Wang

(10) **Patent No.:** **US D980,307 S**
(45) **Date of Patent:** **** Mar. 7, 2023**

- (54) **SHIMMER DECORATIVE BACKDROP PANEL**
- (71) Applicant: **BCOOL INC.**, Flushing, NY (US)
- (72) Inventor: **Hu Wang**, Sichuan (CN)
- (**) Term: **15 Years**
- (21) Appl. No.: **29/855,933**
- (22) Filed: **Oct. 8, 2022**
- (51) **LOC (14) Cl.** **16-05**
- (52) **U.S. Cl.**
USPC **D16/237**
- (58) **Field of Classification Search**
USPC D16/214, 229, 228, 221, 42, 235, 237;
D20/10, 42; D6/332
CPC G09F 1/00; G09F 11/21; G03B 15/06;
G03B 15/00
See application file for complete search history.

- D825,941 S * 8/2018 Chopra G06F 3/0484
D6/332
- D891,507 S * 7/2020 Chang D16/237
- D954,783 S * 6/2022 Zhang D16/237
- D965,054 S * 9/2022 Feng D16/237

OTHER PUBLICATIONS

“Shimmer Wall Backdrop Sequin Panels (Pack of 24) Photo Backdrops for Birthday Anniversary Engagement Parties Decoration”, 13 pages, on Oct. 7, 2022, retrieved from Amazon.com, Web page <https://www.amazon.com/gp/product/B09NY6KG12?th=1.html>.

* cited by examiner

Primary Examiner — Doris Clark

(57) **CLAIM**

The ornamental design for a shimmer decorative backdrop panel, as shown and described.

DESCRIPTION


FIG. 1 is a top, right and front side perspective view of a shimmer decorative backdrop panel, showing my new design;
FIG. 2 is a back side perspective view thereof;
FIG. 3 is front elevational view thereof;
FIG. 4 is a back elevational view thereof;
FIG. 5 is a right side elevational view thereof;
FIG. 6 is a left side elevational view thereof;
FIG. 7 is a top plan view thereof; and,
FIG. 8 is a bottom plan view thereof.

1 Claim, 8 Drawing Sheets

(56) **References Cited**

U.S. PATENT DOCUMENTS

- 4,236,795 A * 12/1980 Kephart G03B 15/06
396/428
- 5,389,993 A * 2/1995 Adolphi G03B 15/06
396/3
- 5,953,542 A * 9/1999 Fleming G03B 15/06
396/3
- D529,312 S 10/2006 Ridout
- 7,236,695 B1 * 6/2007 Demos G03B 15/06
16/241
- D699,249 S 2/2014 Fujii






FIG. 1




FIG. 2




FIG. 3

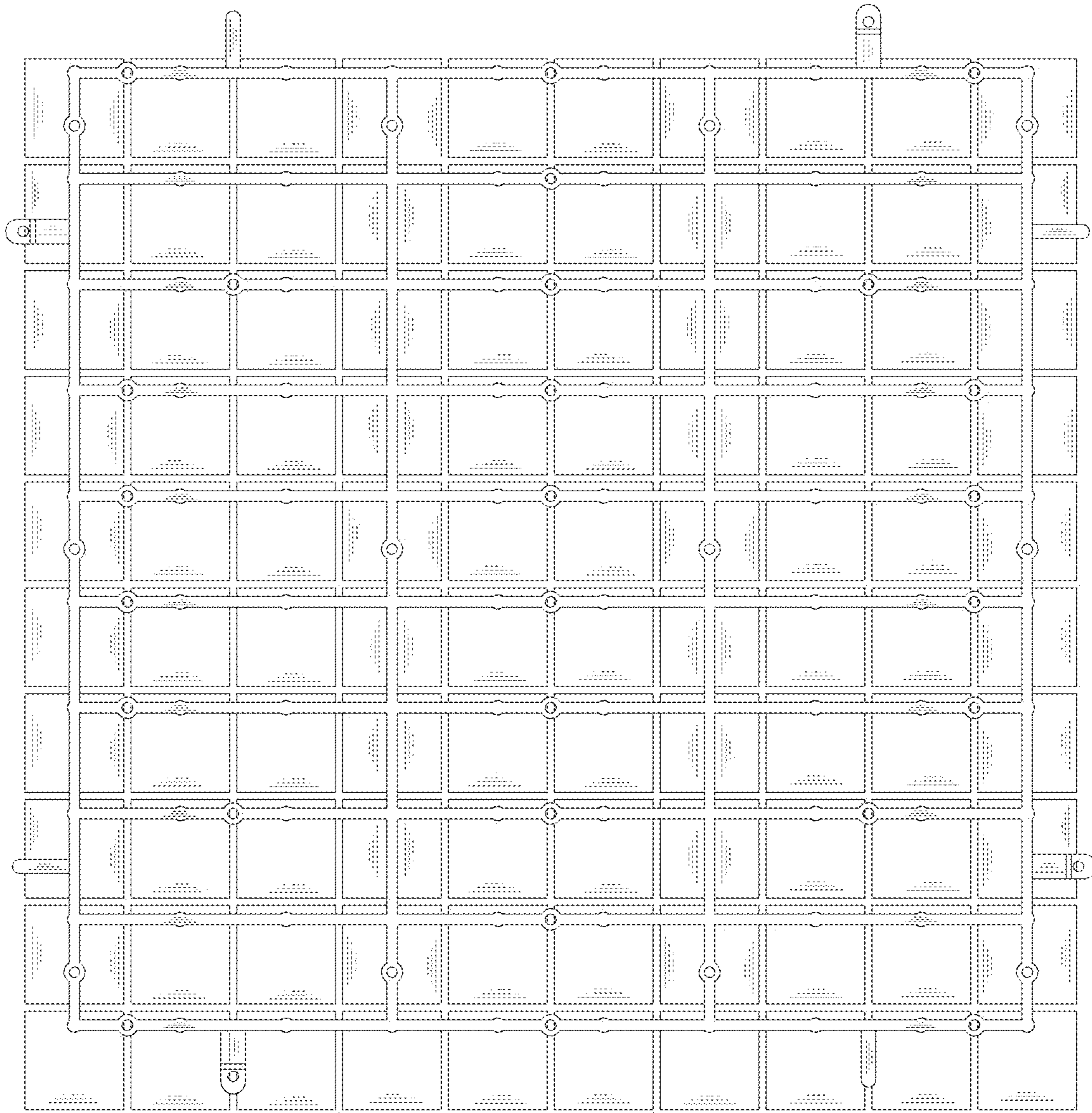


FIG. 4



FIG. 5

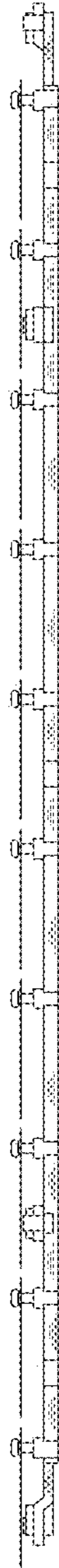


FIG. 6

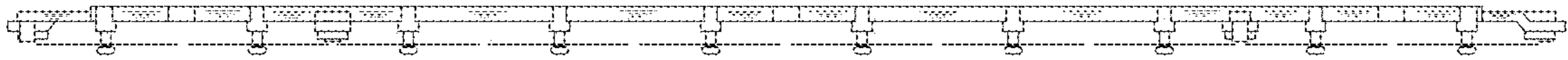


FIG. 7




FIG. 8