



US00D980293S

(12) **United States Design Patent**
Lin

(10) **Patent No.:** **US D980,293 S**
(45) **Date of Patent:** **** Mar. 7, 2023**

- (54) **KNITTING MACHINE**
- (71) Applicant: **Shantou Tange Technology Co., Ltd.**,
Shantou (CN)
- (72) Inventor: **Yanbin Lin**, Shantou (CN)
- (73) Assignee: **Shantou Tange Technology Co., Ltd.**,
Shantou (CN)

(**) Term: **15 Years**

(21) Appl. No.: **29/843,180**

(22) Filed: **Jun. 18, 2022**

(51) **LOC (14) Cl.** **15-06**

(52) **U.S. Cl.**
USPC **D15/66; D15/78**

(58) **Field of Classification Search**
USPC D15/66, 69, 72, 78; D3/18, 20, 25, 28,
D3/203.1–203.3, 273, 276, 280, 282, 905;
D24/222; D19/108

CPC . D04D 7/02; D04D 7/04; D04D 11/00; D04C
7/00; B65H 69/04; D03D 29/00; D03D
49/62; D03D 47/278; D03D 47/302;
D04B 3/02; D04B 33/00; D04B 37/00;
D04B 31/00; A44C 27/00; A44C 5/0069;
G06F 9/453; H04W 4/38; D05B 3/00;
D05B 3/02; D05B 3/24; D05B 3/243

See application file for complete search history.

(56) **References Cited**

U.S. PATENT DOCUMENTS

- D400,010 S * 10/1998 Vasudeva D3/276
- D470,306 S * 2/2003 Halpern D3/205

- D508,773 S * 8/2005 Singh D3/282
- D512,221 S * 12/2005 Allan D3/905
- D635,767 S * 4/2011 Molina D3/282
- D663,943 S * 7/2012 Walsh D3/203.1
- D850,496 S * 6/2019 Papenfuss D15/66
- D917,152 S * 4/2021 Kambouris D3/273
- D946,059 S * 3/2022 Zhang D15/66
- D946,060 S * 3/2022 Zhang
- D946,634 S * 3/2022 Zhang D15/66
- D949,560 S * 4/2022 Chen D3/905
- D953,384 S * 5/2022 Li D15/66

* cited by examiner

Primary Examiner — Calvin E Vansant

Assistant Examiner — Mark T. Philipps

(74) *Attorney, Agent, or Firm* — Nitin Kaushik

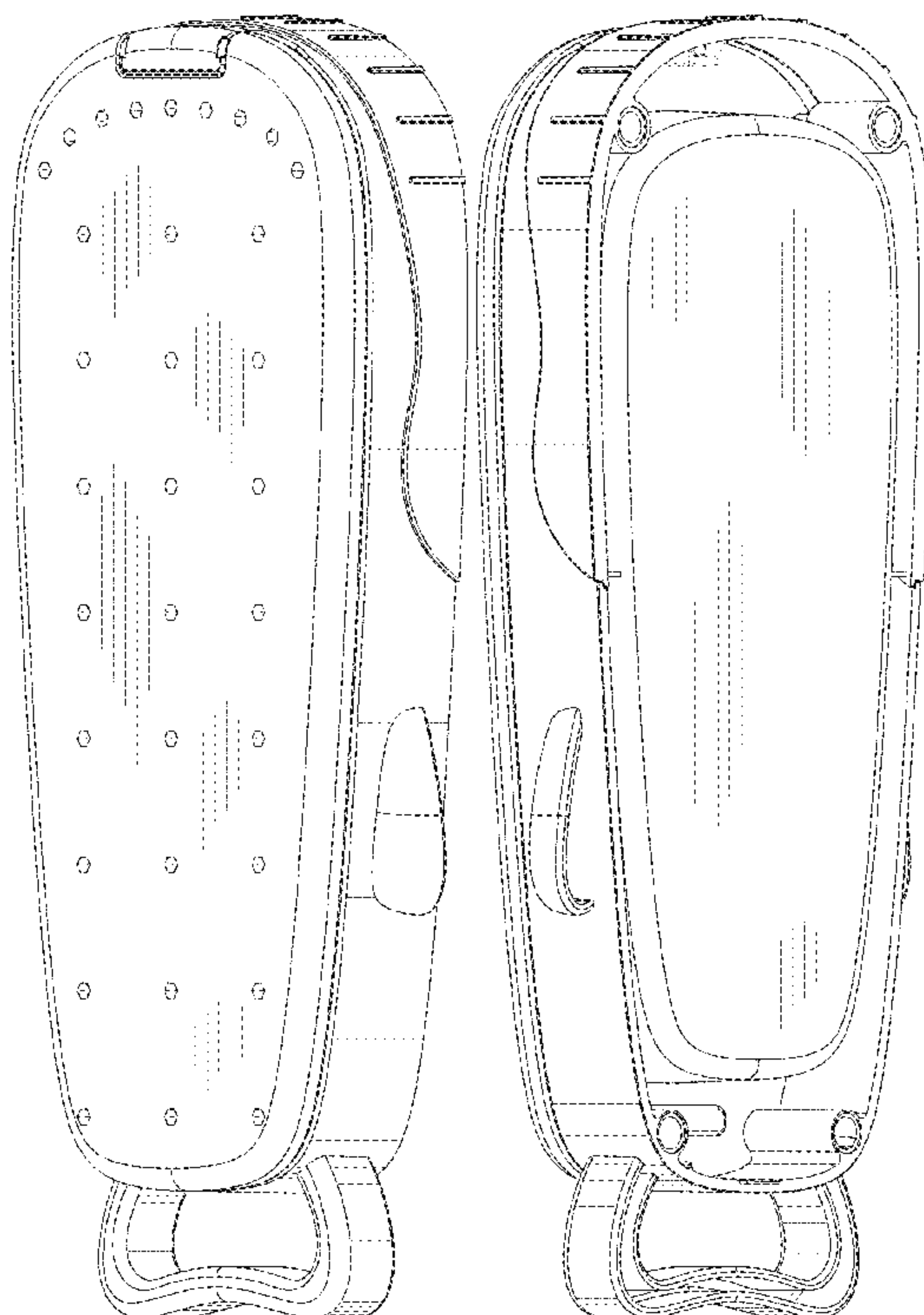
(57) **CLAIM**

The ornamental design for a knitting machine, as shown and described.

DESCRIPTION

FIG. 1 is a front perspective view of a knitting machine, showing my new design;
 FIG. 2 is a rear perspective view thereof;
 FIG. 3 is a front view thereof;
 FIG. 4 is a rear view thereof;
 FIG. 5 is a left side view thereof;
 FIG. 6 is a right side view thereof;
 FIG. 7 is a top view thereof; and,
 FIG. 8 is a bottom view thereof.
 The broken lines represent portions of the knitting machine that form no part of the claimed design.

1 Claim, 8 Drawing Sheets



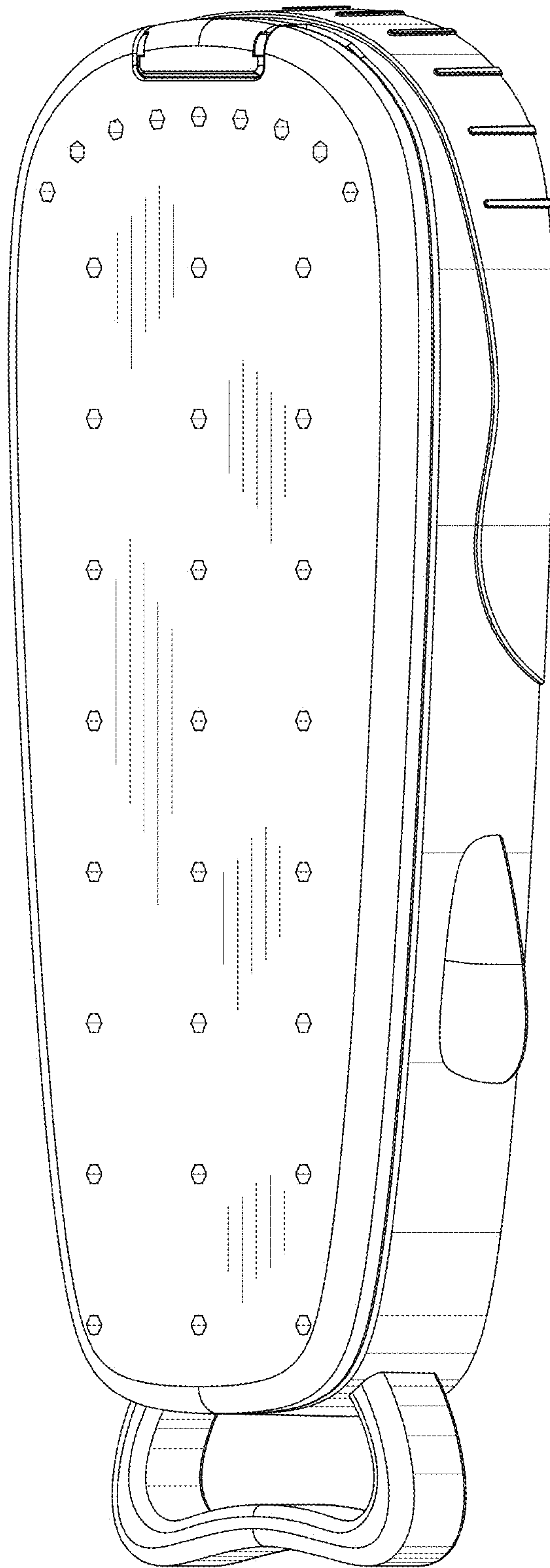


FIG. 1

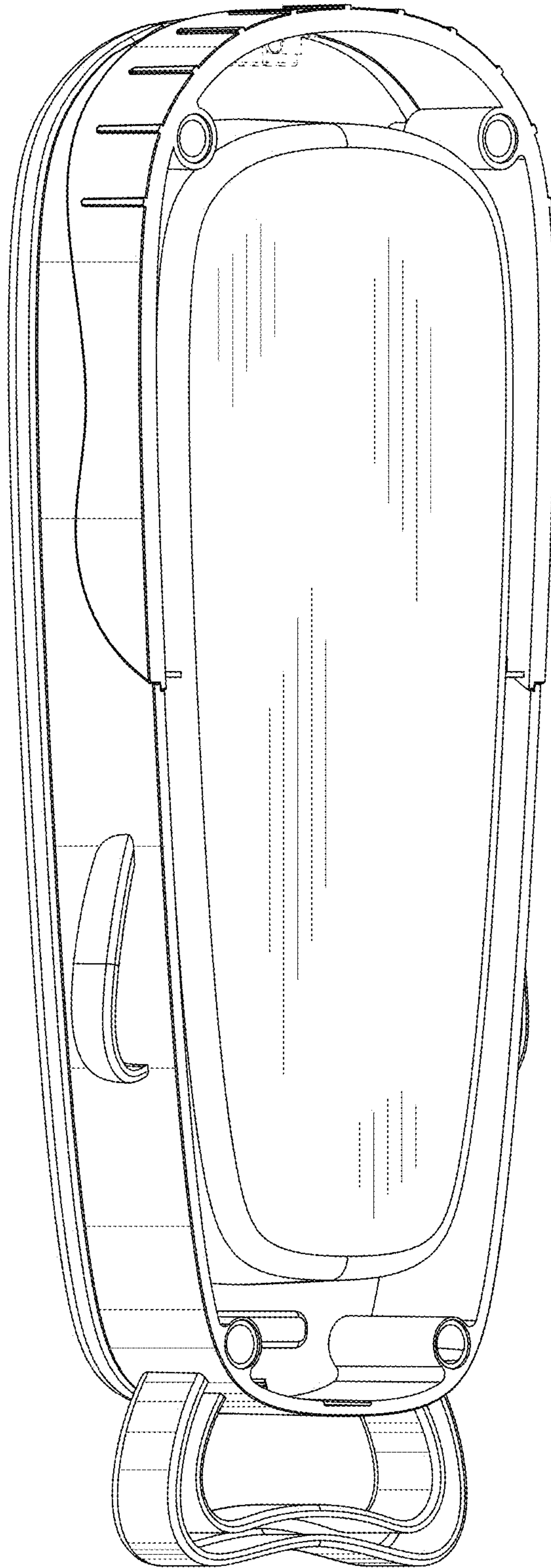


FIG. 2

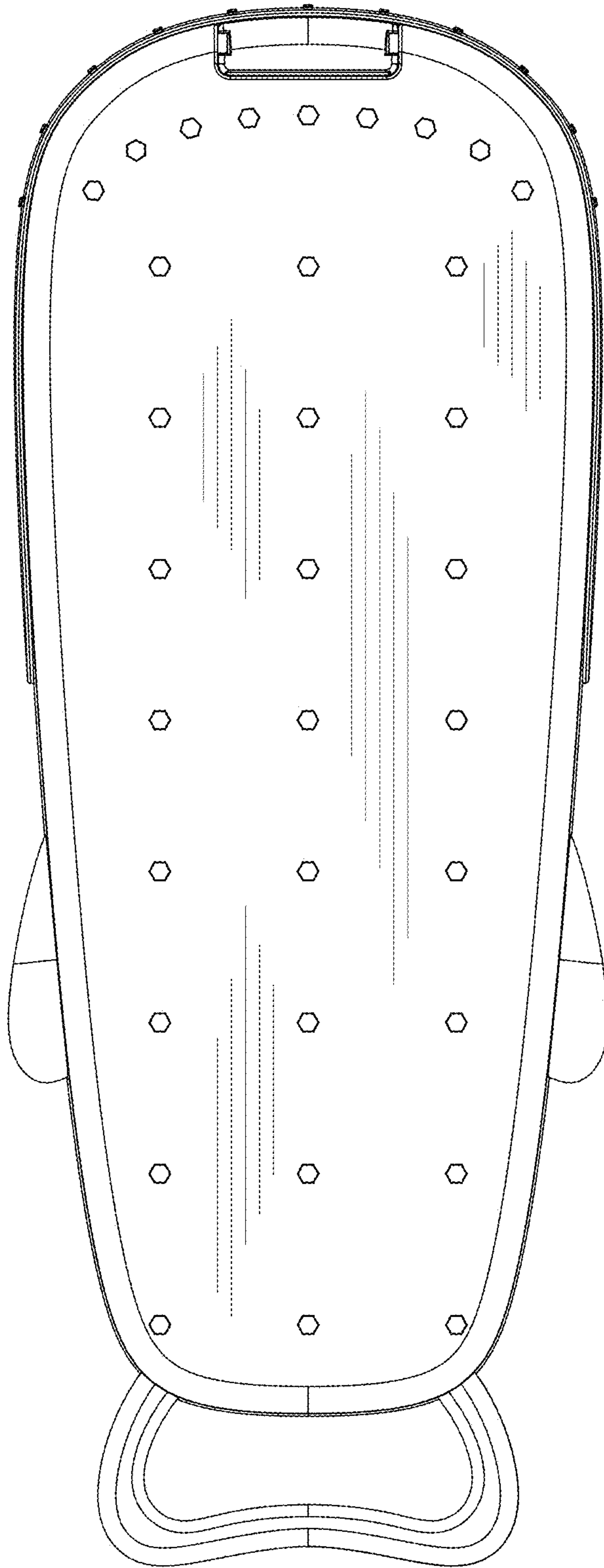


FIG. 3

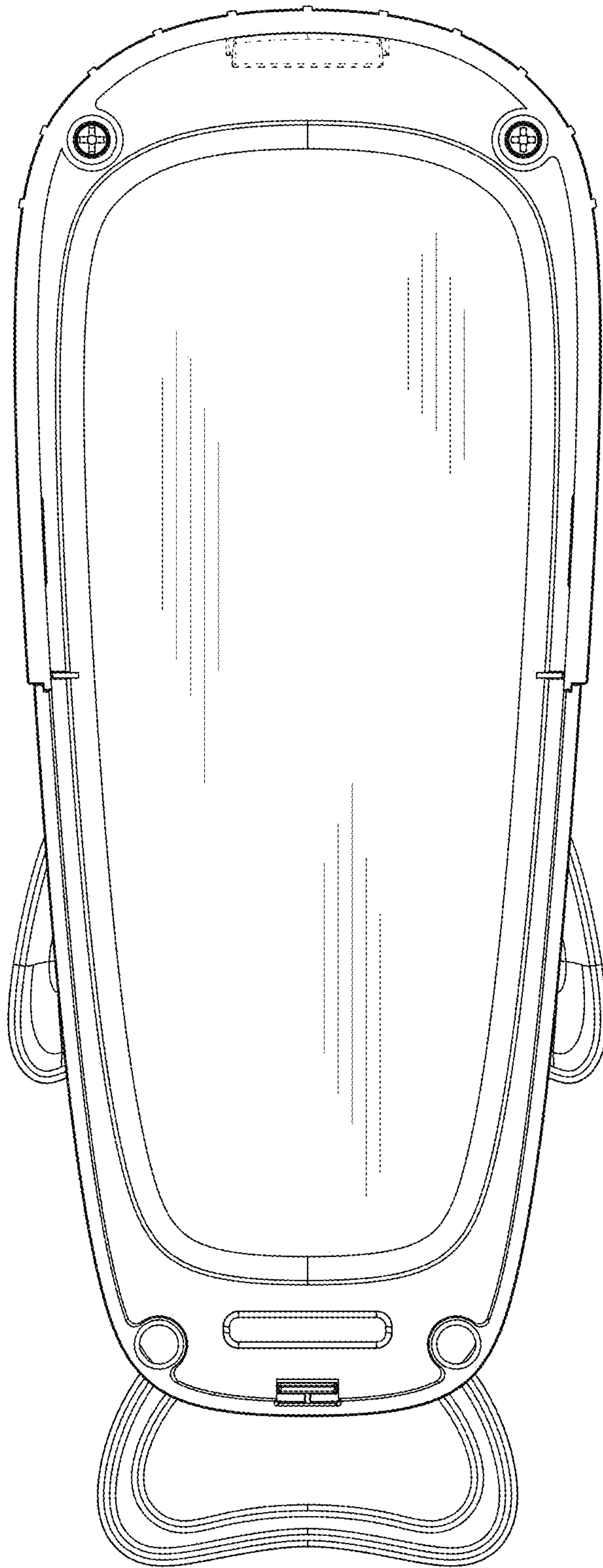


FIG. 4

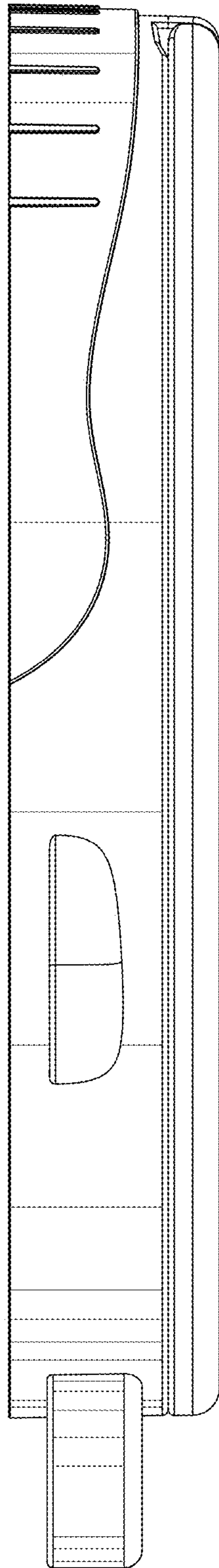


FIG. 5

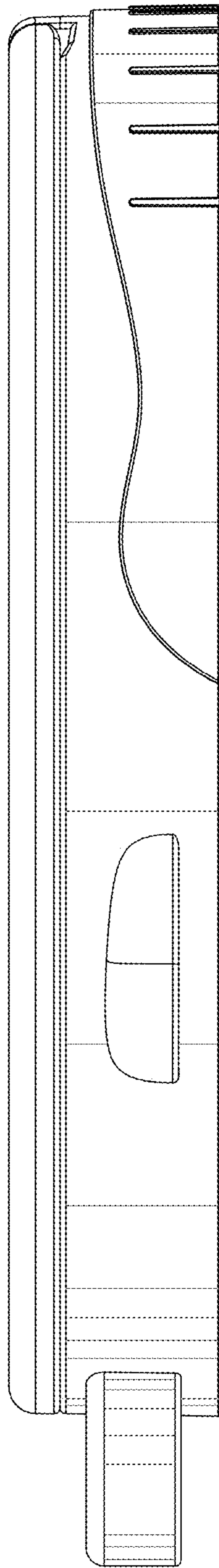


FIG. 6

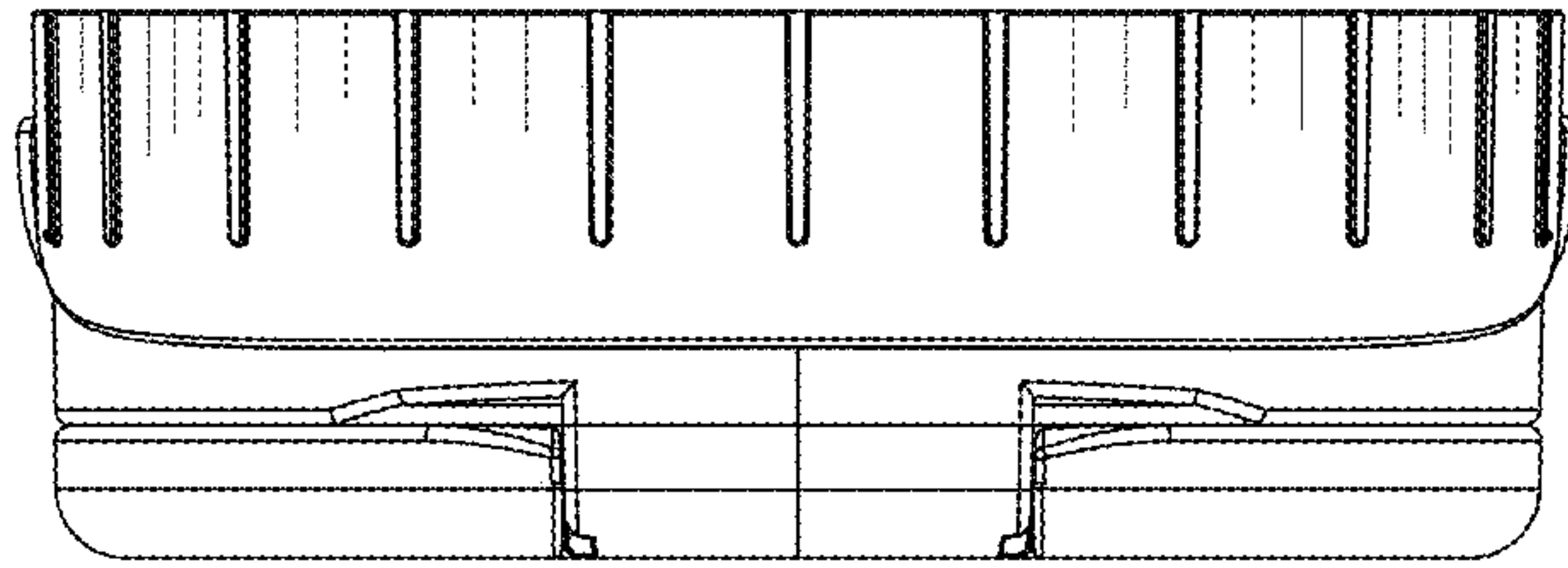


FIG. 7

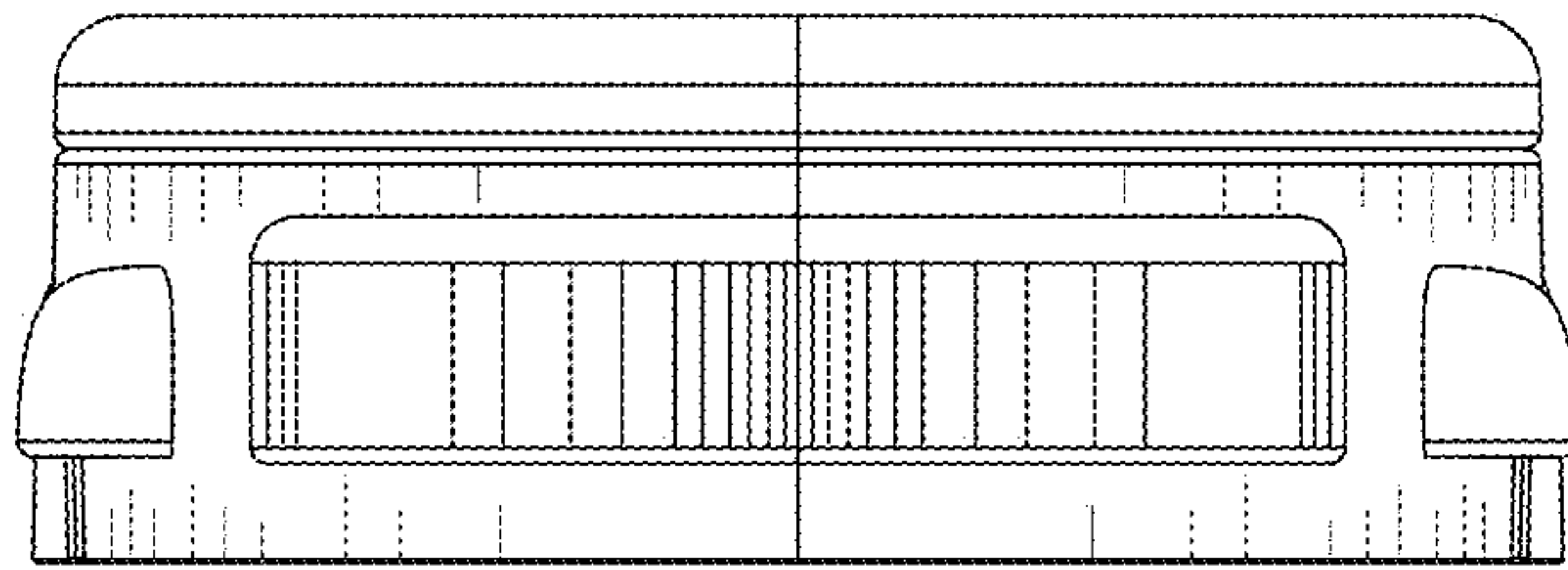


FIG. 8