



US00D980269S

(12) **United States Design Patent**  
**Woo**

(10) **Patent No.:** **US D980,269 S**  
(45) **Date of Patent:** **\*\* Mar. 7, 2023**

(54) **DISPLAY SCREEN OR PORTION THEREOF WITH ANIMATED GRAPHICAL USER INTERFACE**

(71) Applicant: **Samsung Electronics Co., Ltd.**, Suwon-si (KR)

(72) Inventor: **Jookyung Woo**, Suwon-si (KR)

(73) Assignee: **SAMSUNG ELECTRONICS CO., LTD.**, Suwon-si (KR)

(\*\*) Term: **15 Years**

(21) Appl. No.: **29/782,611**

(22) Filed: **May 7, 2021**

(30) **Foreign Application Priority Data**

Dec. 21, 2020 (KR) ..... 30-2020-0063638

(51) **LOC (14) Cl.** ..... **14-04**

(52) **U.S. Cl.**  
USPC ..... **D14/488**

(58) **Field of Classification Search**  
USPC ..... D14/485-495  
CPC ... H04L 12/581; H04L 12/1813; H04L 51/32;  
G06Q 50/01  
See application file for complete search history.

(56) **References Cited**

**U.S. PATENT DOCUMENTS**

D745,023 S \* 12/2015 Kwon ..... D14/486  
D775,649 S \* 1/2017 Anzures ..... D14/486  
9,729,555 B2 \* 8/2017 Ferguson ..... H04L 67/306  
D798,334 S \* 9/2017 Dye ..... D14/489  
D816,103 S \* 4/2018 Lim ..... D14/486  
D829,219 S \* 9/2018 Bae ..... D14/485  
D834,042 S \* 11/2018 Bae ..... D14/485

D834,060 S \* 11/2018 Kim ..... D14/488  
D834,597 S \* 11/2018 Bae ..... D14/485  
D834,598 S \* 11/2018 Bae ..... D14/485  
D863,332 S \* 10/2019 Choi ..... D14/486  
D866,579 S \* 11/2019 Kwon ..... D14/489  
D938,447 S \* 12/2021 Holland ..... D14/485  
D951,289 S \* 5/2022 Kim ..... D14/488  
2008/0168353 A1 \* 7/2008 Anzures ..... H04M 1/72433  
715/716  
2012/0030623 A1 \* 2/2012 Hoellwarth ..... G06F 3/04817  
715/811

\* cited by examiner

*Primary Examiner* — Bao-Yen T Nguyen

(74) *Attorney, Agent, or Firm* — McAndrews Held & Malloy, Ltd.

(57) **CLAIM**

The ornamental design for a display screen or portion thereof with animated graphical user interface, as shown and described.

**DESCRIPTION**

FIG. 1 is a front view of a display screen or portion thereof with animated graphical user interface showing a first image in a sequence, showing my new design; FIG. 2 is a front view showing a second image thereof; FIG. 3 is a front view showing a third image thereof; and, FIG. 4 is a front view showing a fourth image thereof. The outer perimeter broken lines in the figures depict a display screen or portion thereof and form no part of the claimed design. The remaining broken lines in the figures depict portions of the animated graphical user interface that form no part of the claimed design. The appearance of the transitional image sequentially transitions between the images shown in FIGS. 1-4. The process or period in which one image transitions to another image forms no part of the claimed design.

**1 Claim, 4 Drawing Sheets**

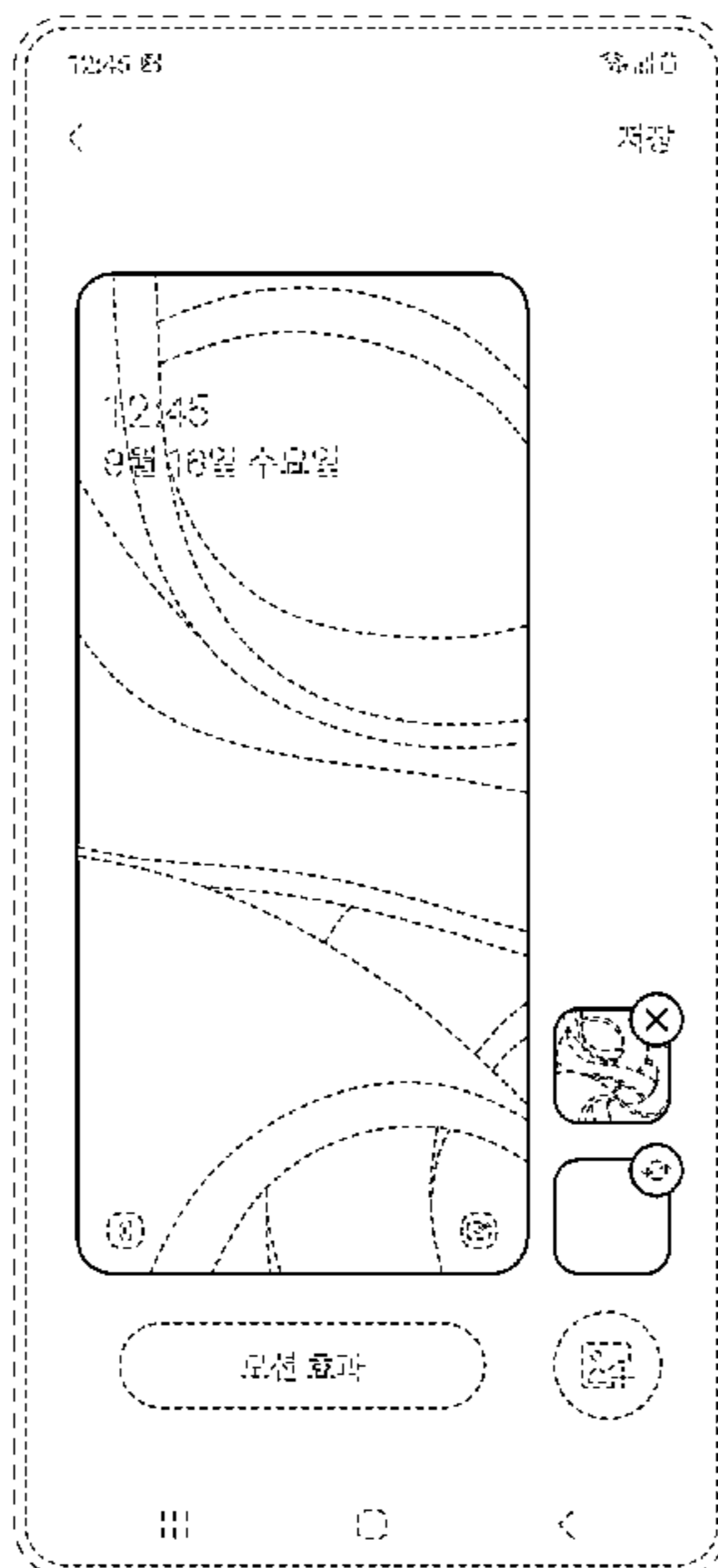


FIG. 1

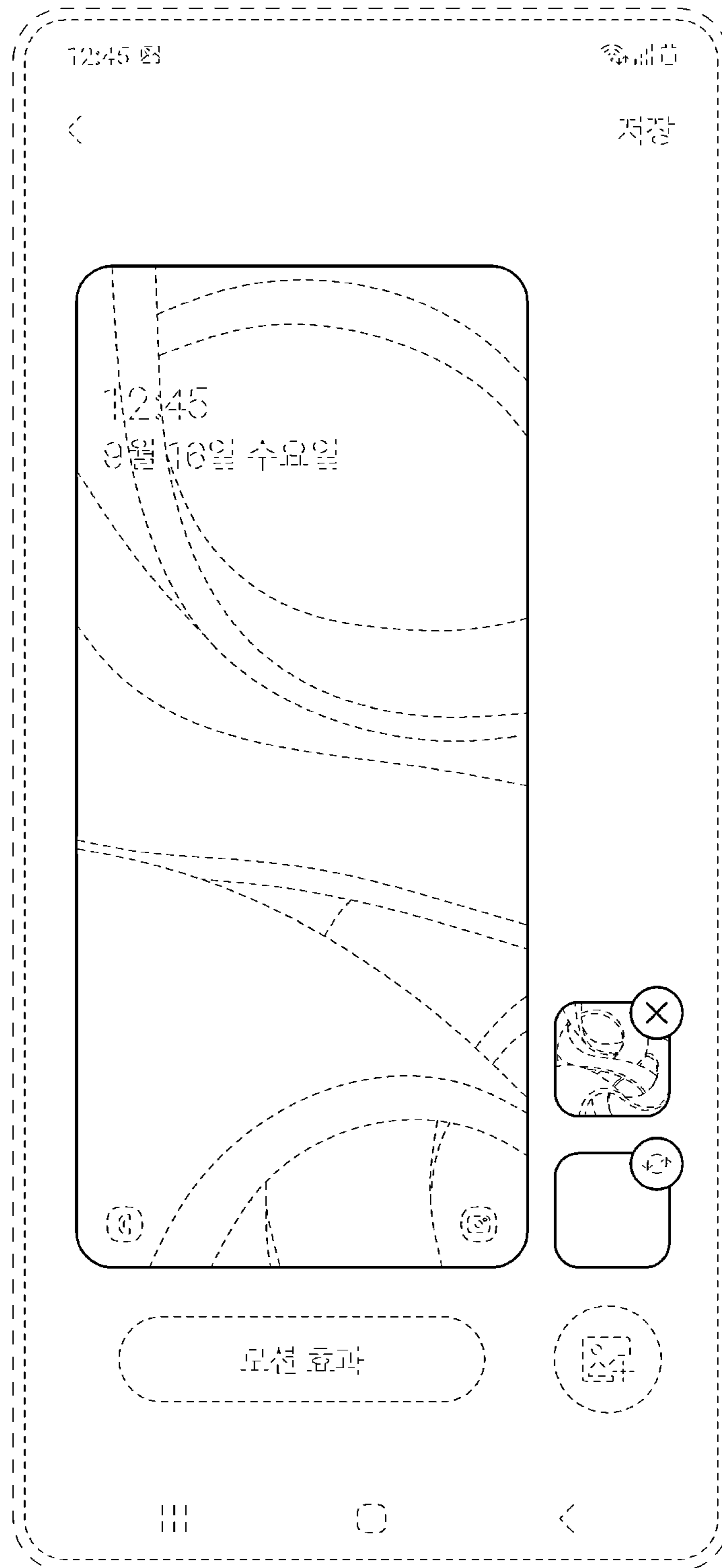


FIG. 2

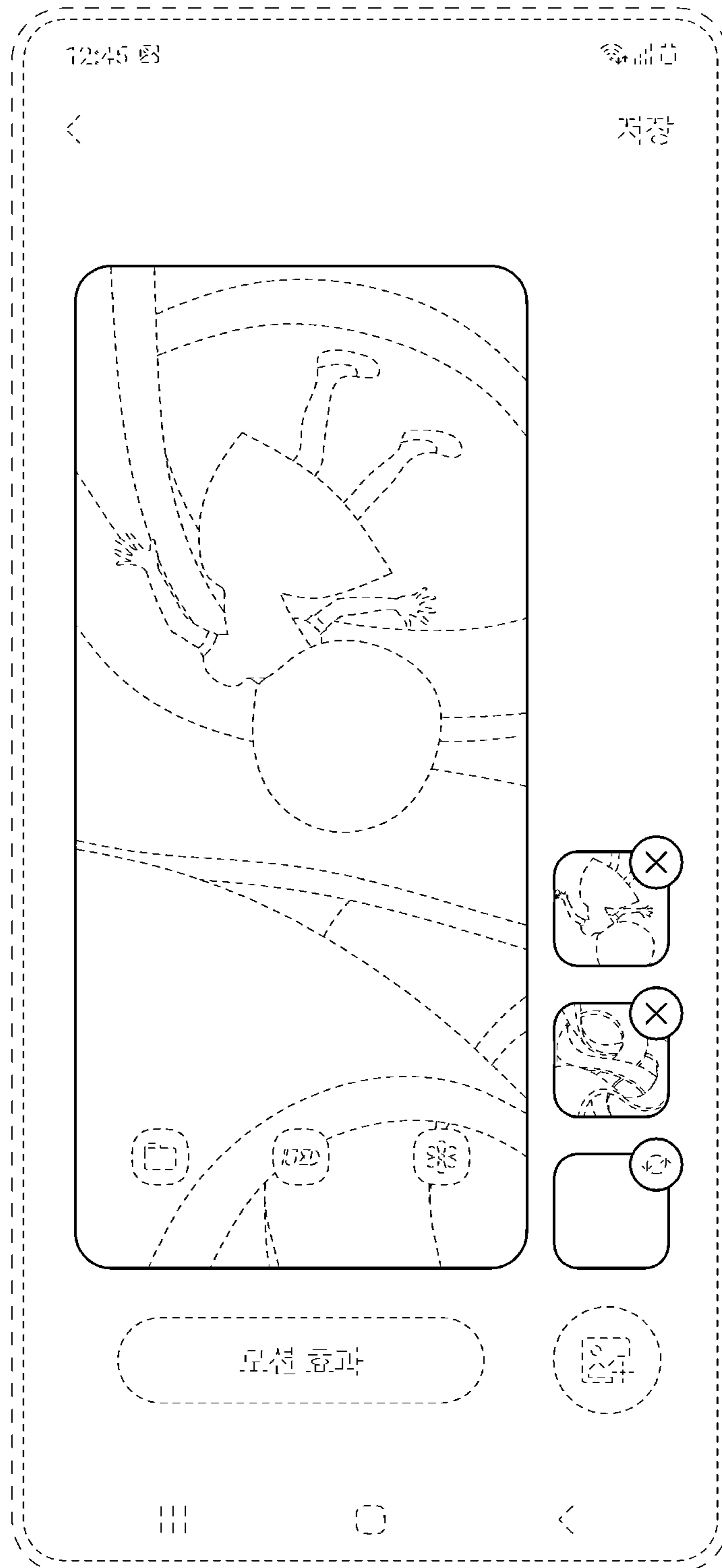


FIG. 3

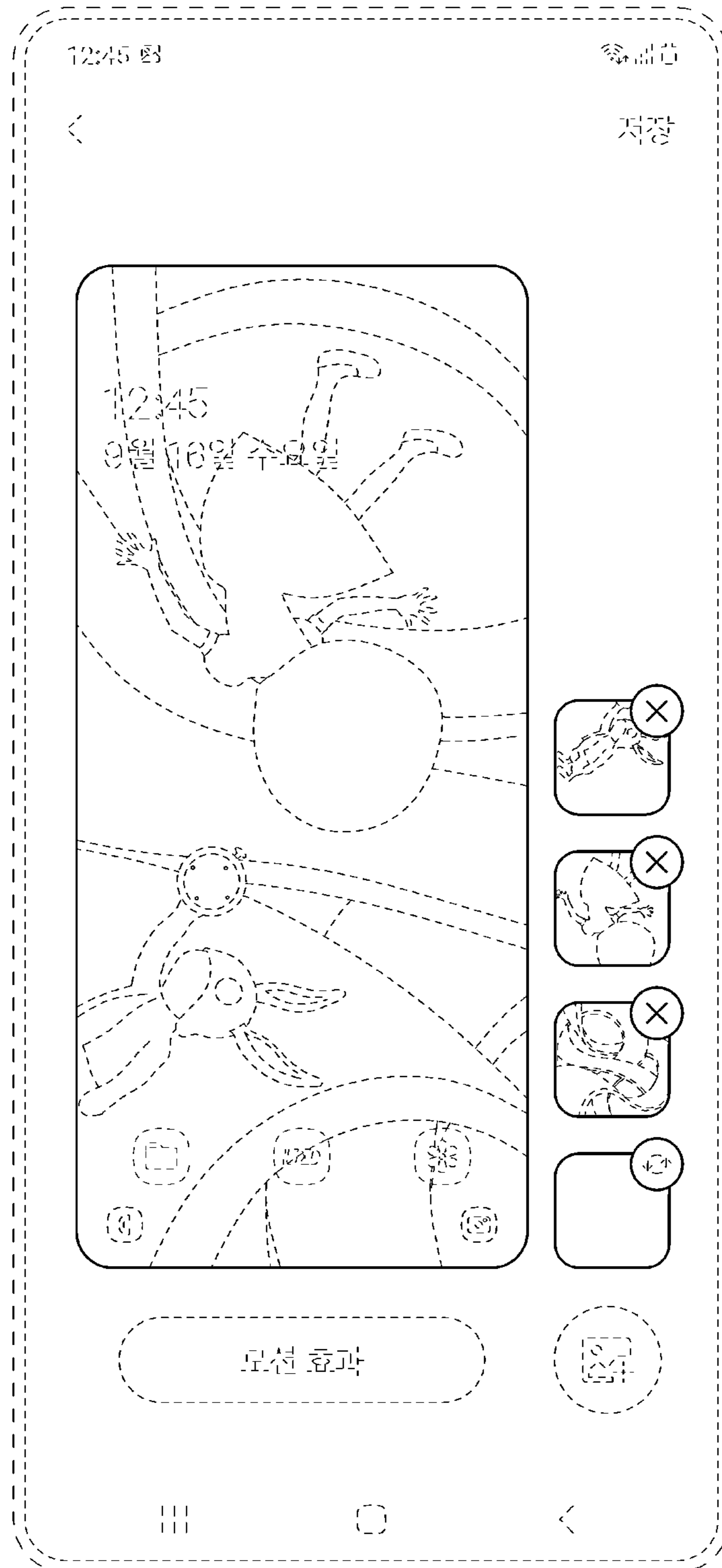


FIG. 4

