



US00D980248S

(12) **United States Design Patent**
Liu et al.

(10) **Patent No.:** **US D980,248 S**
(45) **Date of Patent:** **** Mar. 7, 2023**

(54) **DISPLAY SCREEN OR PORTION THEREOF WITH GRAPHICAL USER INTERFACE**

(71) Applicant: **BEIJING DAJIA INTERNET INFORMATION TECHNOLOGY CO., LTD.**, Beijing (CN)

(72) Inventors: **Jiancheng Liu**, Beijing (CN); **Liyan Ou**, Beijing (CN); **Zhenpu Ren**, Beijing (CN); **Jiixin Lu**, Beijing (CN)

(73) Assignee: **BEIJING DAJIA INTERNET INFORMATION TECHNOLOGY CO., LTD.**, Beijing (CN)

(**) Term: **15 Years**

(21) Appl. No.: **29/771,845**

(22) Filed: **Feb. 25, 2021**

(30) **Foreign Application Priority Data**

Aug. 25, 2020 (CN) 202030490049.6

(51) **LOC (14) Cl.** **14-04**

(52) **U.S. Cl.**
USPC **D14/486**

(58) **Field of Classification Search**
USPC D14/485–495

(Continued)

(56) **References Cited**

U.S. PATENT DOCUMENTS

D678,904 S * 3/2013 Phelan D14/492
D762,711 S * 8/2016 Zhang D14/488

(Continued)

OTHER PUBLICATIONS

Shastry, Kiran, Video icon, Nov. 14, 2018, thenounproject.com, retrieved Nov. 15, 2022, <https://thenounproject.com/icon/video-2159179/> (Year: 2018).*

Primary Examiner — Katherine A Holbrow
(74) *Attorney, Agent, or Firm* — McAndrews Held & Malloy, Ltd.

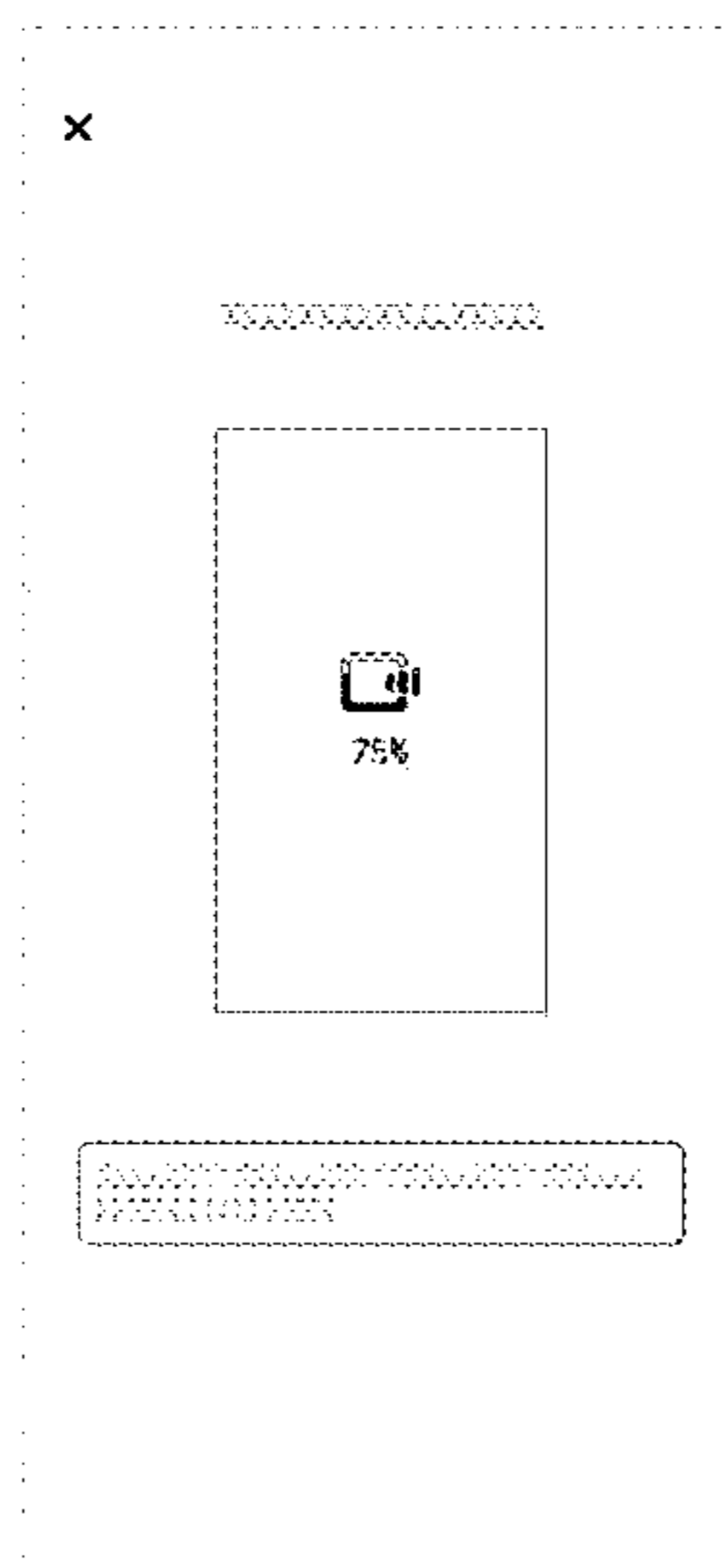
(57) **CLAIM**

The ornamental design for a display screen or portion thereof with graphical user interface, as shown and described.

DESCRIPTION

FIG. 1 is a front view of a display screen or portion thereof with graphical user interface showing our new design according to a first embodiment;
FIG. 2 is a front view of a display screen or portion thereof with graphical user interface showing our new design according to a second embodiment;
FIG. 3 is a front view of a display screen or portion thereof with graphical user interface showing our new design according to a third embodiment;
FIG. 4 is a front view of a display screen or portion thereof with graphical user interface showing our new design according to a fourth embodiment;
FIG. 5 is a front view of a display screen or portion thereof with graphical user interface showing our new design according to a fifth embodiment;
FIG. 6 is a front view of a display screen or portion thereof with graphical user interface showing our new design according to a sixth embodiment;
FIG. 7 is a front view of a display screen or portion thereof with graphical user interface showing our new design according to a seventh embodiment; and,
FIG. 8 is a front view of a display screen or portion thereof with graphical user interface showing our new design according to an eighth embodiment.
The outer perimeter shown in broken lines in the figures illustrates a display screen or portion thereof and forms no part of the claimed design. The remaining broken lines in the figures illustrate portions of the graphical user interface that form no part of the claimed design.

1 Claim, 8 Drawing Sheets



(58) **Field of Classification Search**

CPC G06F 3/04847; G06F 3/0485; G06F 3/048;
G06F 3/0488; H04N 1/00477

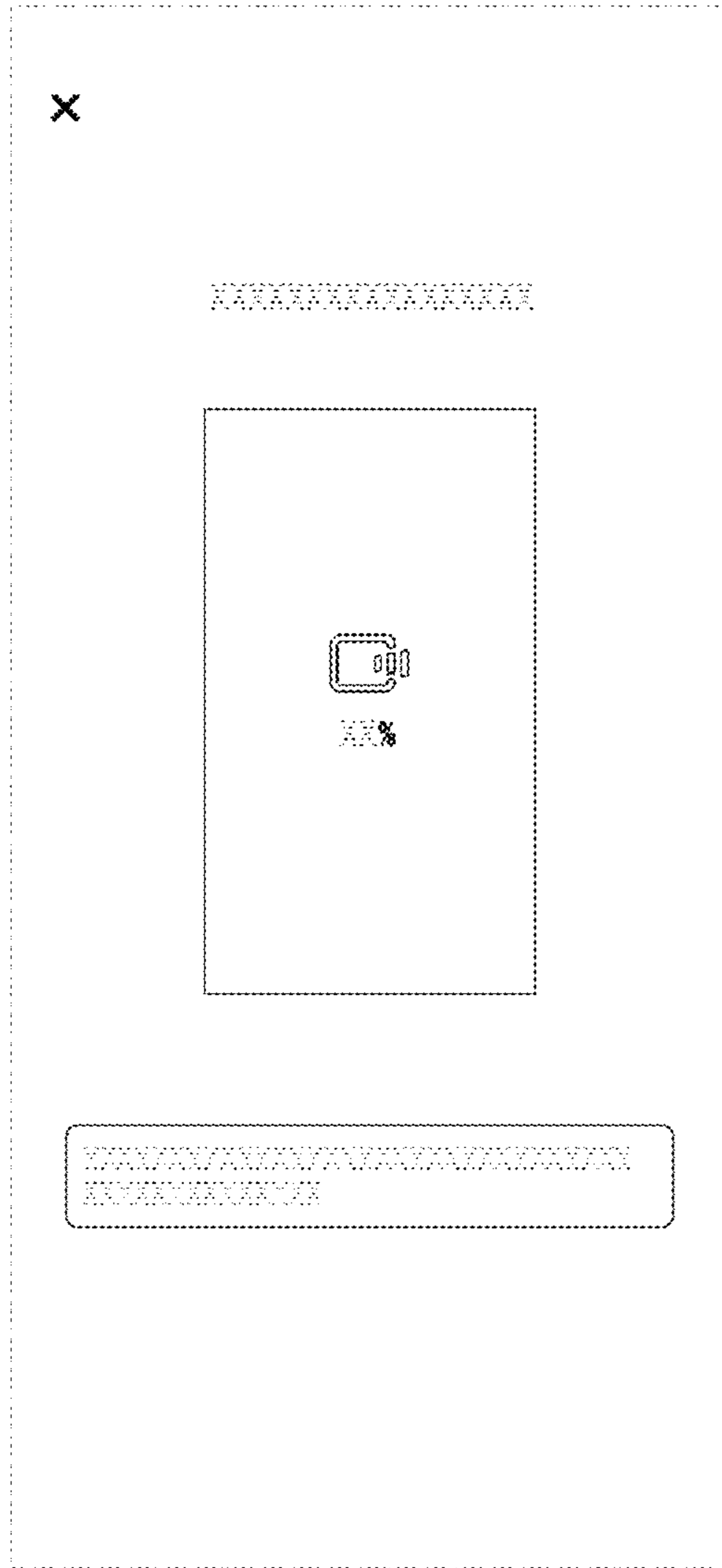
See application file for complete search history.

(56) **References Cited**

U.S. PATENT DOCUMENTS

D783,681	S	*	4/2017	Jang	D14/492
D803,258	S	*	11/2017	Graham	D14/487
D803,261	S	*	11/2017	Clarke	D14/485
D852,225	S	*	6/2019	Babion	D14/489
D879,111	S	*	3/2020	Zeng	D14/485
D884,739	S	*	5/2020	Capela	D14/492
D890,203	S	*	7/2020	Zhu	D14/487
D916,845	S	*	4/2021	Liu	D14/489
D928,835	S	*	8/2021	Kuo	D14/492
D933,710	S	*	10/2021	Lee	D14/492
D946,045	S	*	3/2022	Bahatyrevich	D14/492
D969,875	S	*	11/2022	Lee	D14/492
2011/0264764	A1	*	10/2011	Kewalramani	H04W 4/16
						709/217
2017/0195550	A1	*	7/2017	Kim	H04N 5/23216

* cited by examiner



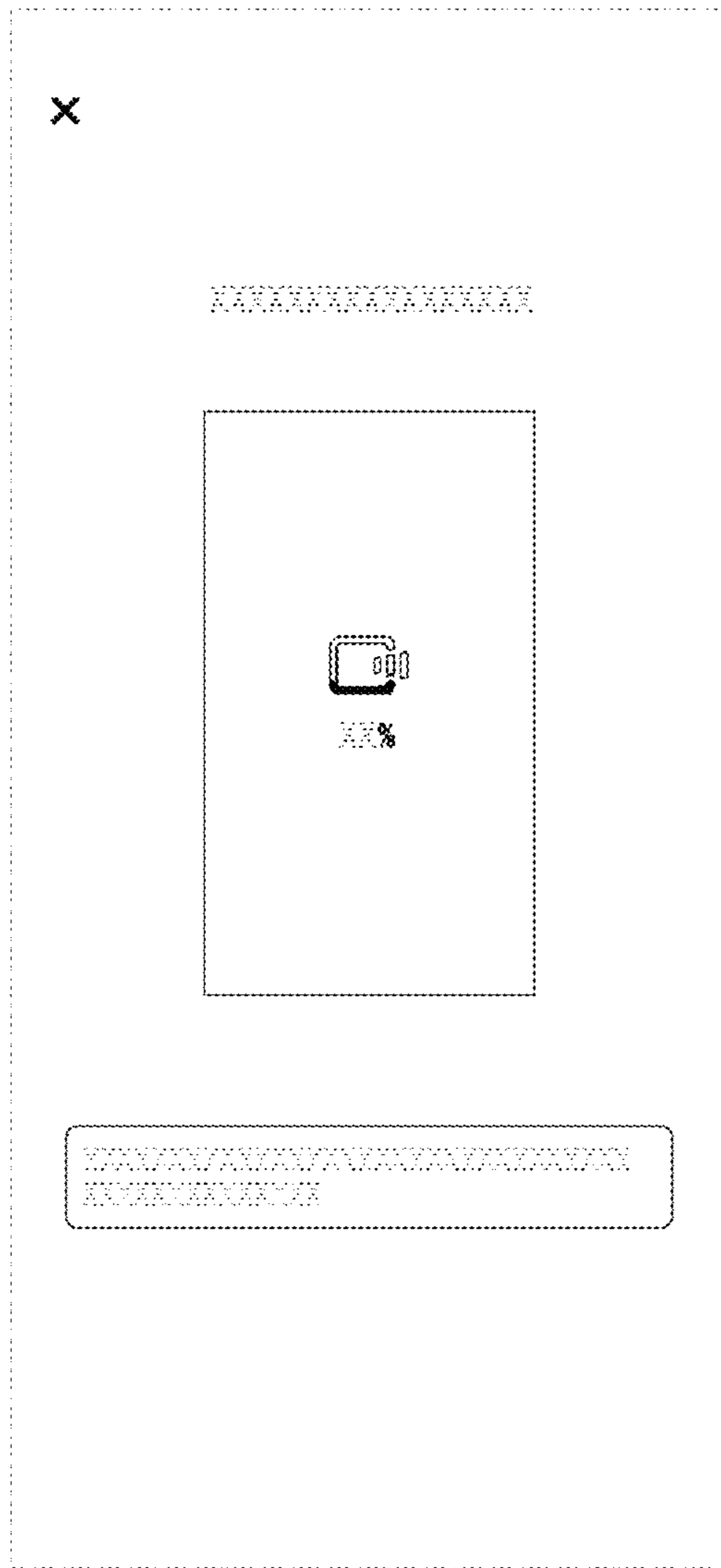


FIG. 2

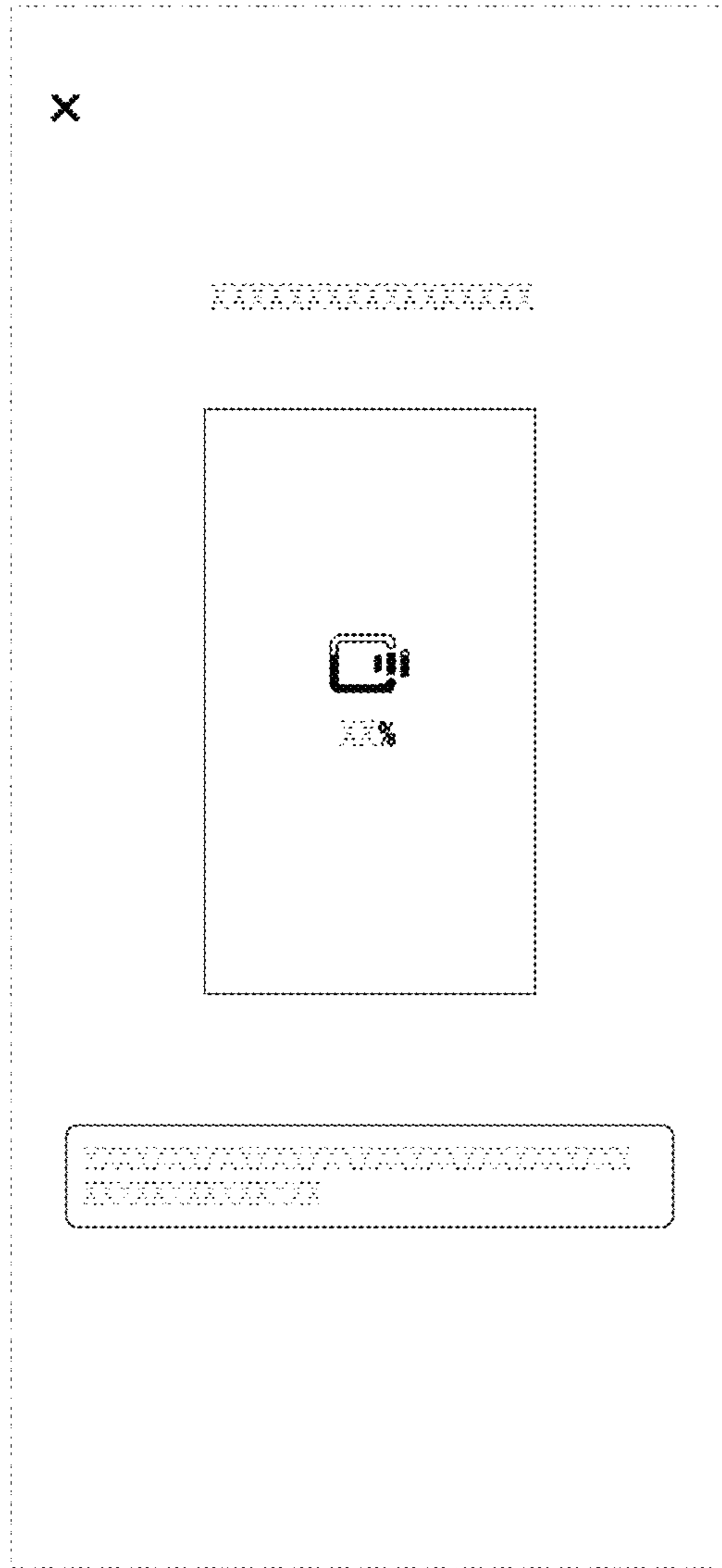


FIG. 3

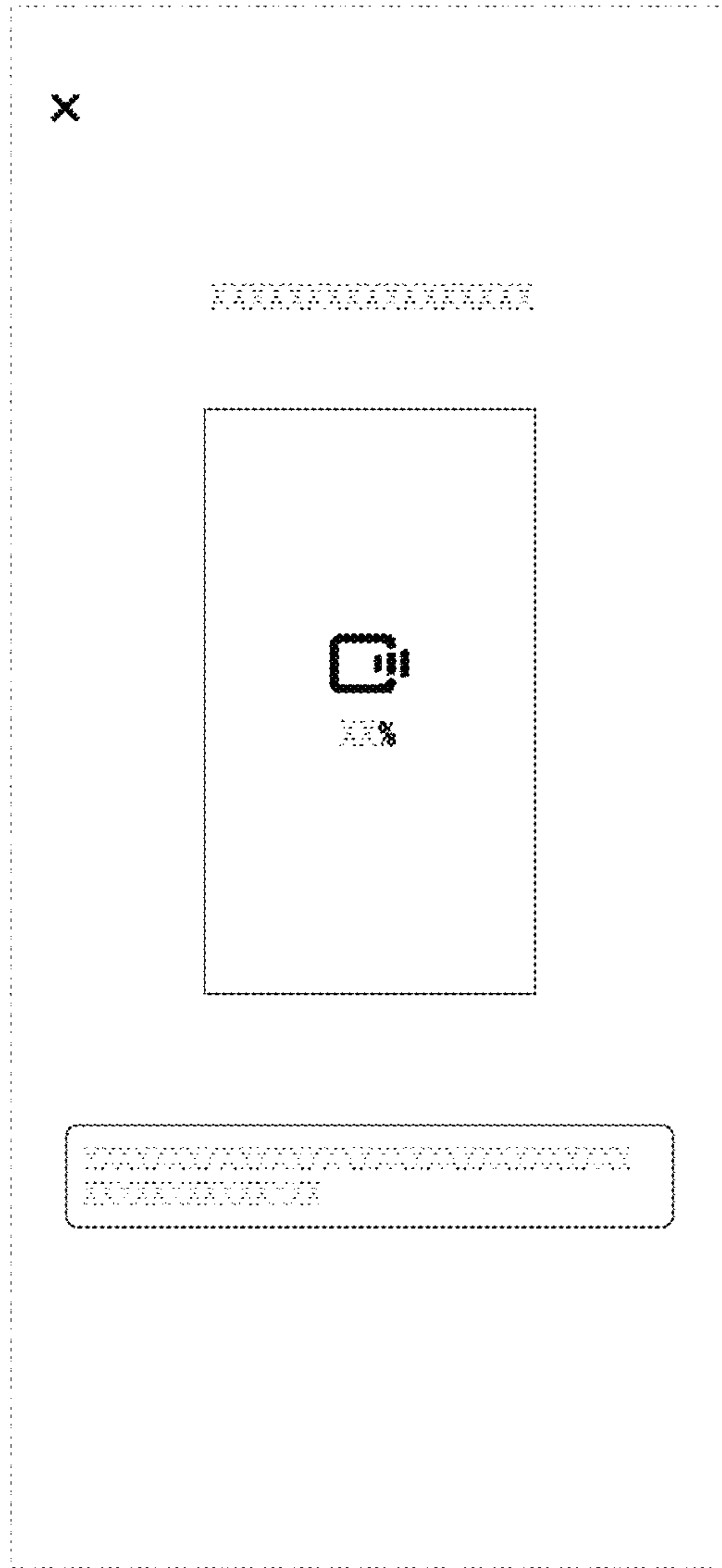


FIG. 4

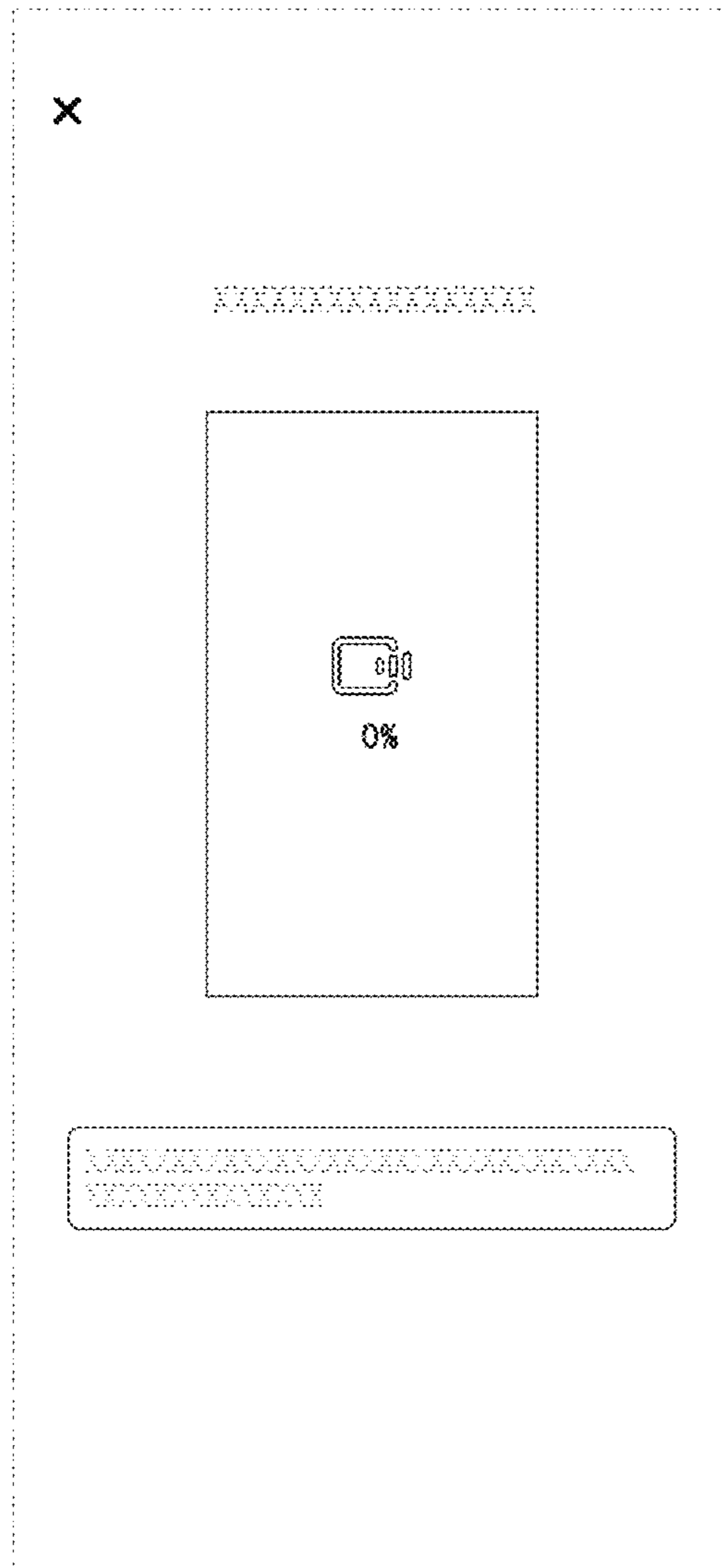


FIG. 5

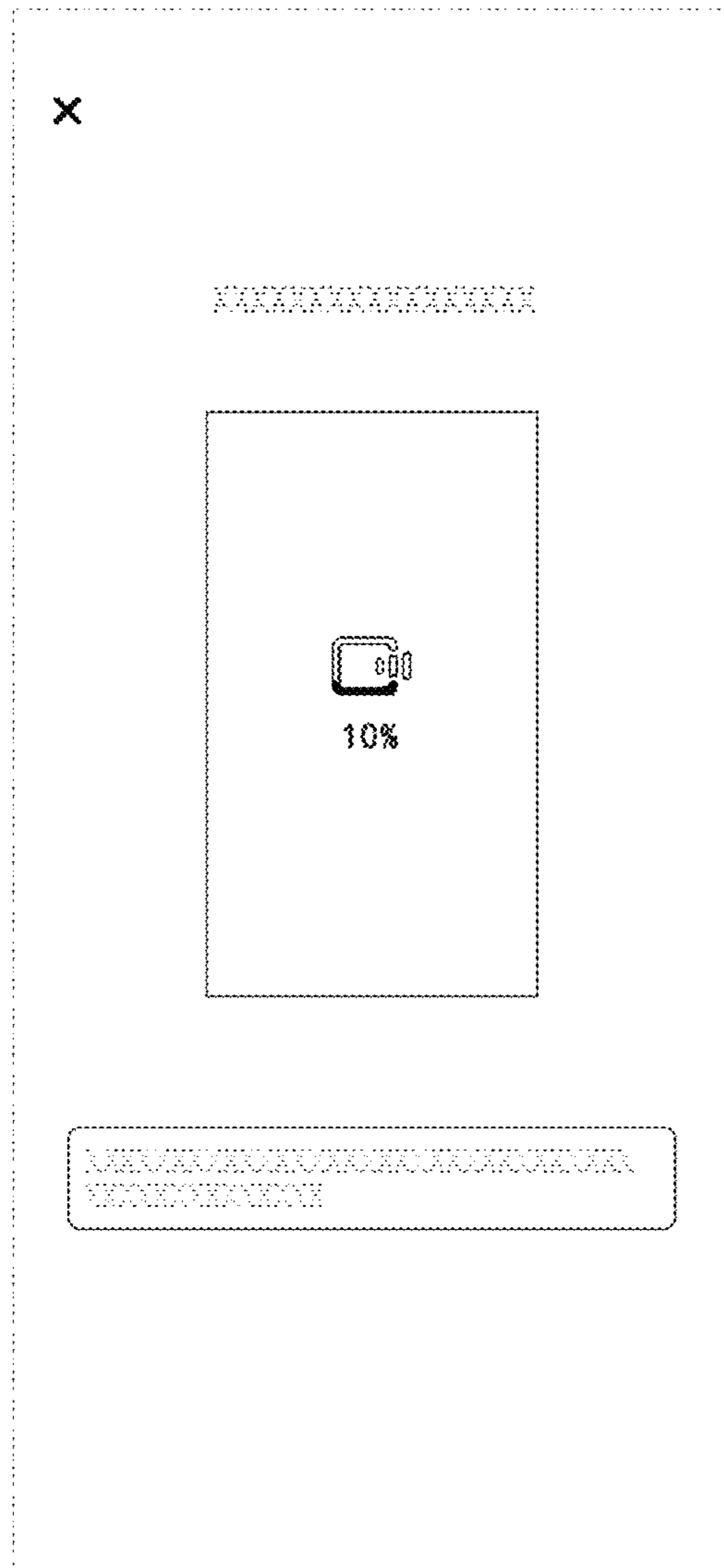


FIG. 6

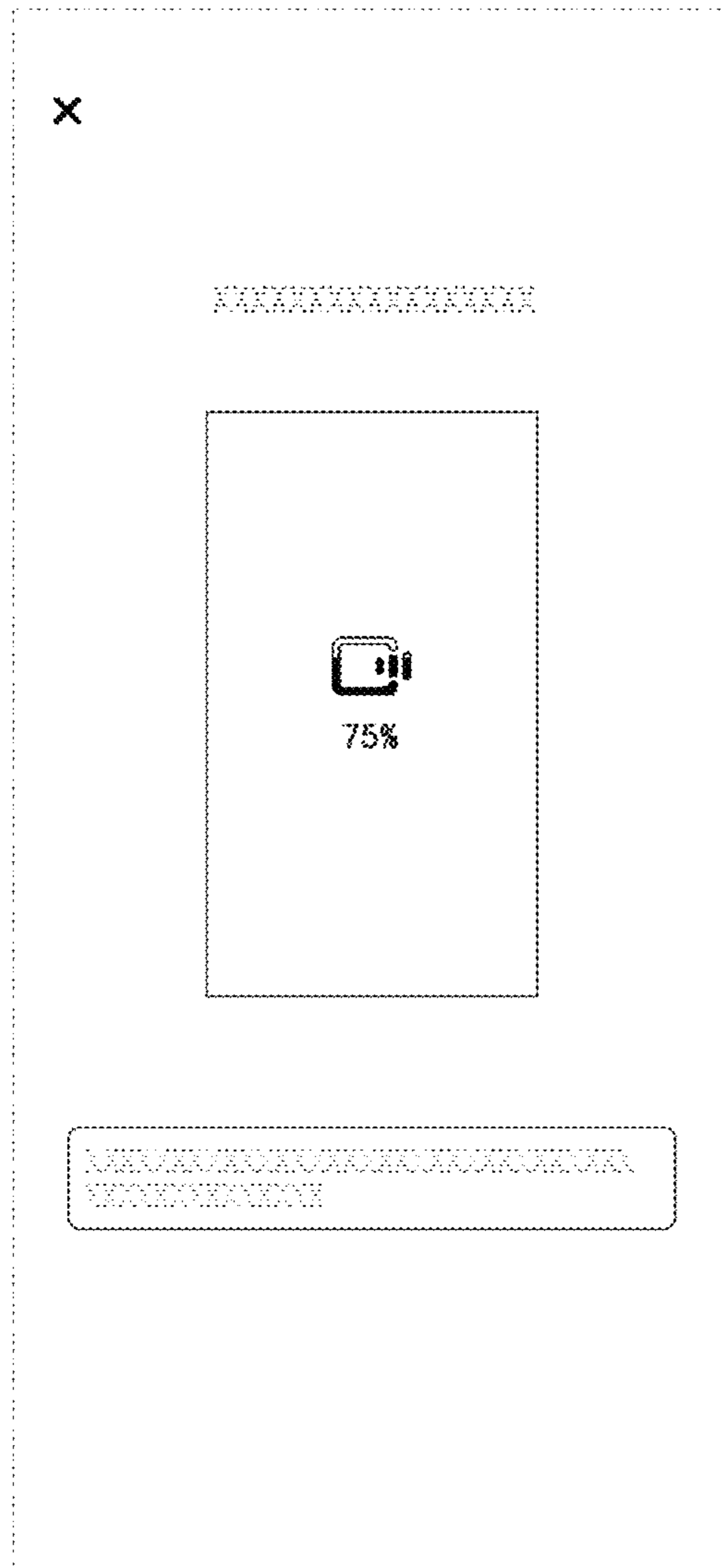


FIG. 7

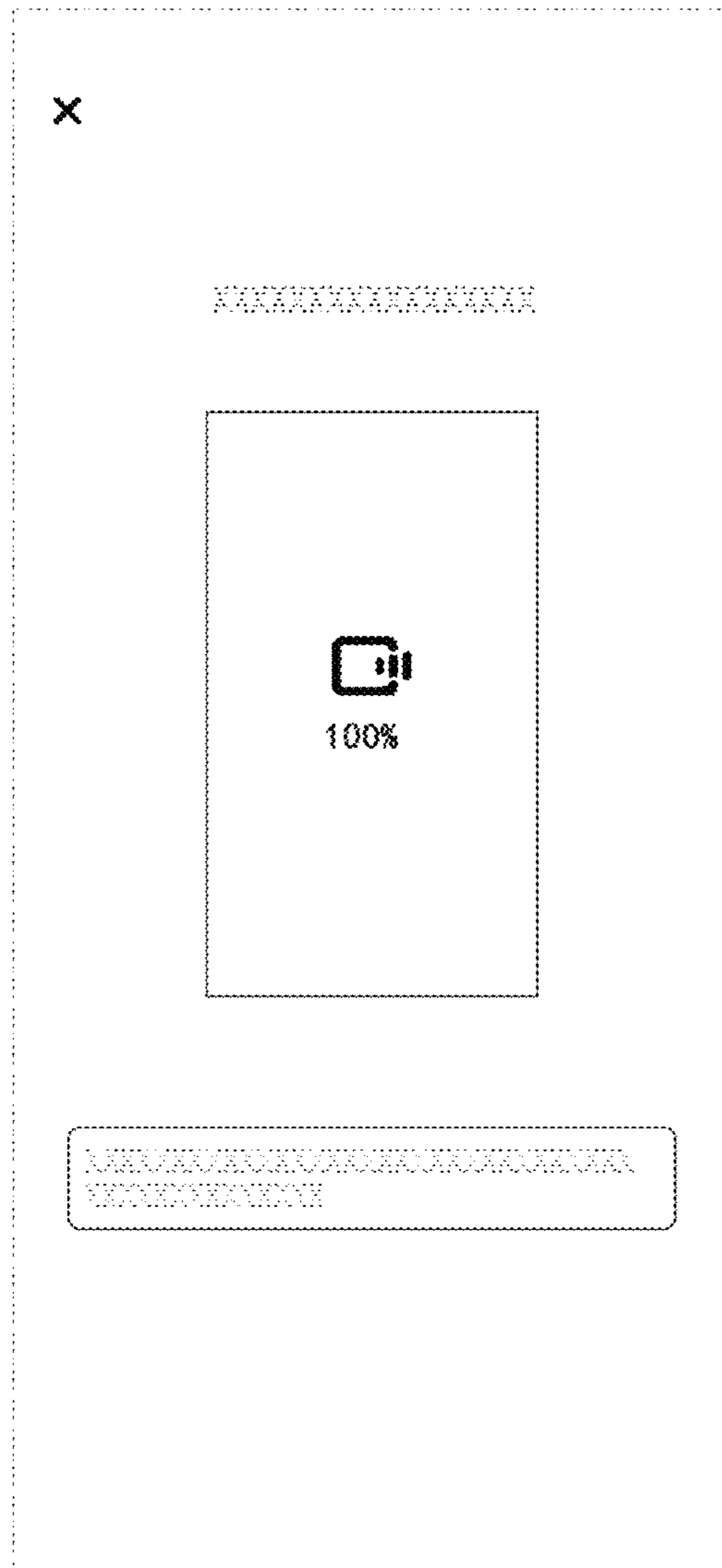


FIG. 8