



US00D980239S

(12) **United States Design Patent** (10) **Patent No.:** **US D980,239 S**
Wang (45) **Date of Patent:** **** Mar. 7, 2023**

(54) **DISPLAY SCREEN OR PORTION THEREOF WITH A GRAPHICAL USER INTERFACE**

(71) Applicant: **Beijing Zitiao Network Technology Co., Ltd.**, Beijing (CN)

(72) Inventor: **Juan Wang**, Beijing (CN)

(73) Assignee: **BEIJING ZITIAO NETWORK TECHNOLOGY CO., LTD.**, Beijing (CN)

(**) Term: **15 Years**

(21) Appl. No.: **29/787,001**

(22) Filed: **Jun. 3, 2021**

(30) **Foreign Application Priority Data**

Dec. 18, 2020 (CN) 202030783775.7

(51) **LOC (14) Cl.** **14-04**

(52) **U.S. Cl.**
USPC **D14/485**

(58) **Field of Classification Search**
USPC D14/485-495; D20/11; D21/324, 325
CPC .. G06F 3/0481; G06F 3/04817; G06F 3/0482;
G06F 3/0483; G06F 3/04842; G06F 3/0485;
G06F 3/04855; G06F 3/0486; G06F 3/0488;
G06F 3/04886; G06F 9/451; G06F 16/29; G06F 16/9537; G06F 40/103;
G06F 40/106; G06F 40/189; G06F 40/191; G09B 5/02; G06Q 10/105; H04L 43/045

See application file for complete search history.

(56) **References Cited**

U.S. PATENT DOCUMENTS

D403,313 S * 12/1998 Peppel D14/486
6,307,573 B1 * 10/2001 Barros G06F 16/29
715/236

D630,645 S * 1/2011 Tokunaga D14/486
D761,272 S * 7/2016 Kim D14/485
D774,078 S * 12/2016 Kisselev D14/488
D846,591 S * 4/2019 Leonard D14/488
10,387,444 B2 * 8/2019 Haine G06Q 10/105
D895,655 S * 9/2020 Wang D14/486
2016/0314132 A1 * 10/2016 Lineberger G06F 16/9537
2019/0197912 A1 * 6/2019 Burgin G09B 5/02
2020/0084115 A1 * 3/2020 Biran H04L 43/045

OTHER PUBLICATIONS

“Design No. 6139512” May 28, 2021, posted at registered-design.service.gov.uk.com, [site visited Sep. 14, 2022]. <https://www.registered-design.service.gov.uk/find/6139512> (Year: 2021).*

* cited by examiner

Primary Examiner — John M Otte

(74) *Attorney, Agent, or Firm* — BakerHostetler

(57) **CLAIM**

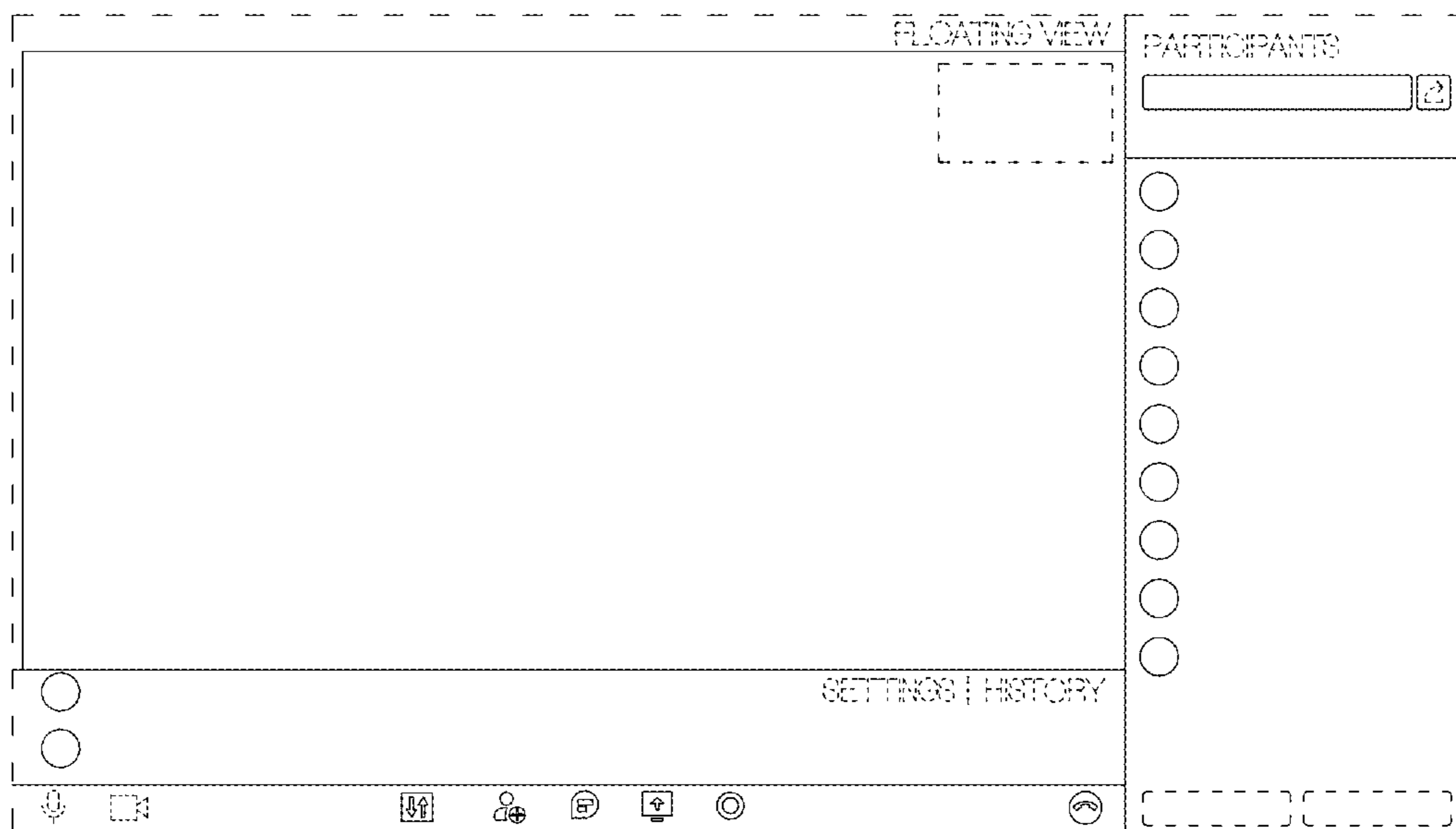
I claim the ornamental design for a display screen or portion thereof with a graphical user interface, as shown and described.

DESCRIPTION

FIG. 1 is a front view of a first embodiment of a display screen or portion thereof with a graphical user interface showing the new design; and,

FIG. 2 is a front view of a second embodiment thereof. The outermost broken line rectangle illustrates a display screen or portion thereof and forms no part of the claimed design. The remaining broken lines illustrate portions of the graphical user interface that form no part of the claimed design.

1 Claim, 2 Drawing Sheets



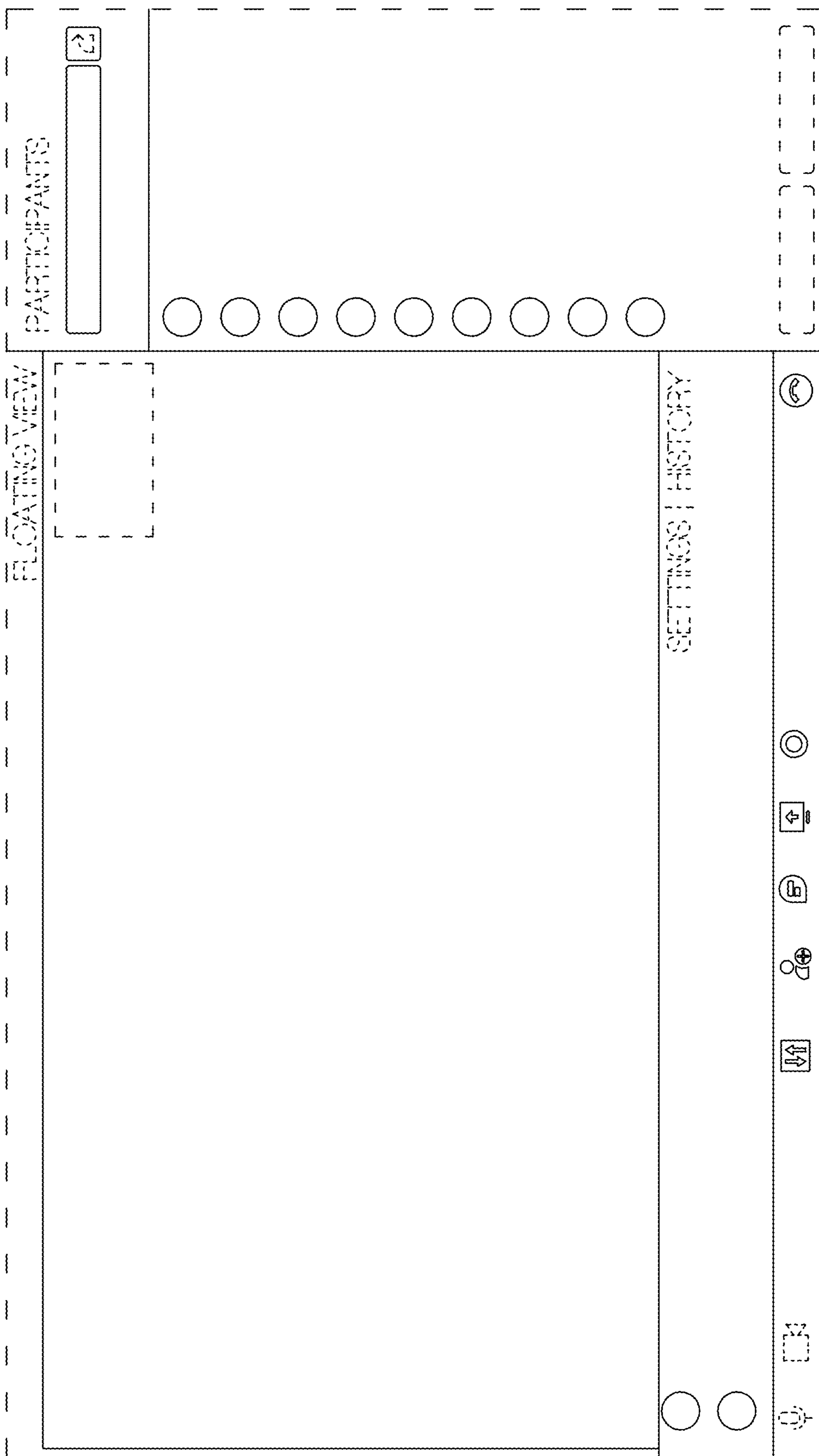


FIG. 1

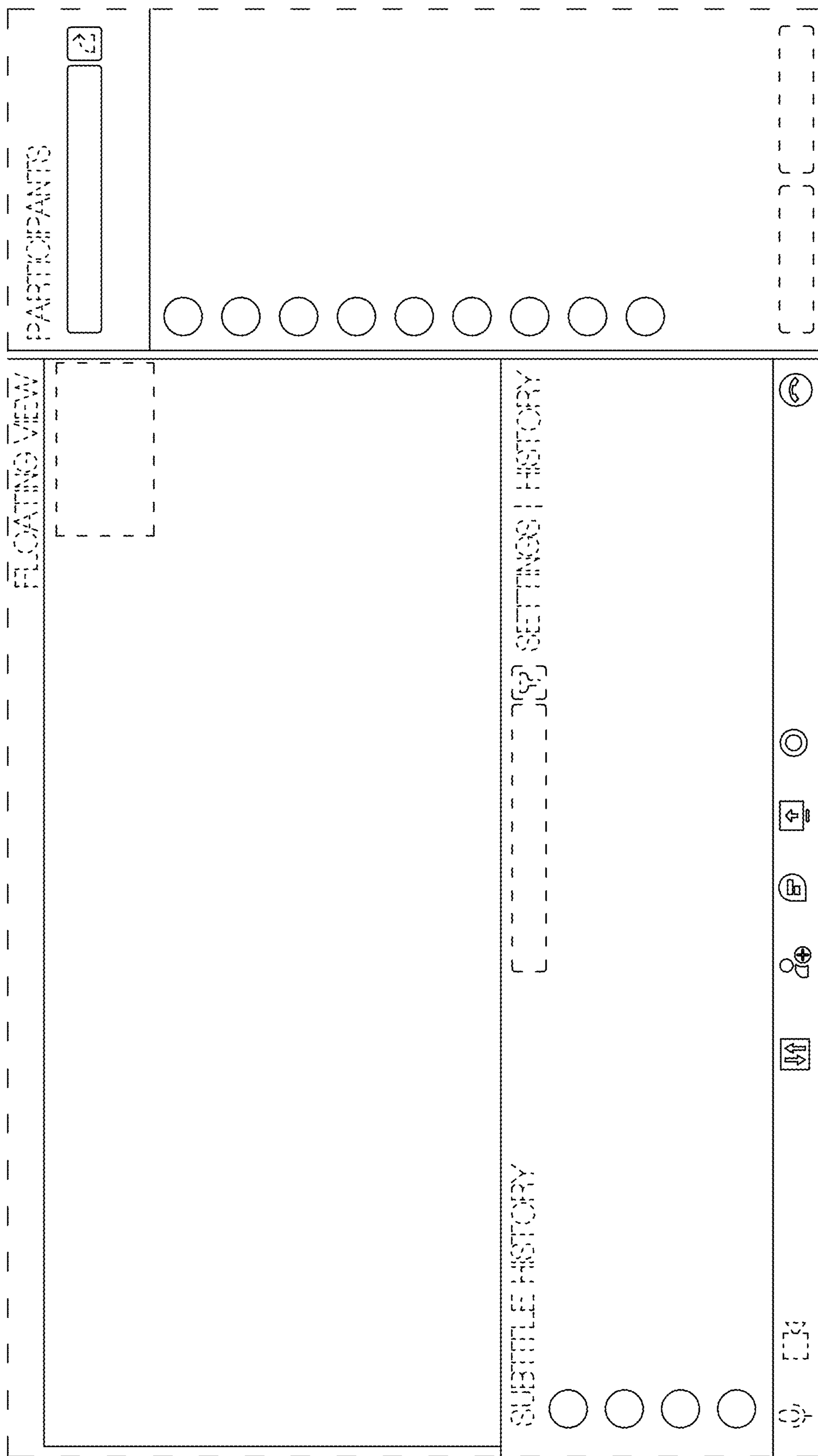


FIG. 2