



US00D980156S

(12) **United States Design Patent** (10) **Patent No.:** **US D980,156 S**
Gomez (45) **Date of Patent:** **** Mar. 7, 2023**

(54) **CARGO HOLDER**

(71) Applicant: **James Gomez**, Fort Worth, TX (US)

(72) Inventor: **James Gomez**, Fort Worth, TX (US)

(**) Term: **15 Years**

(21) Appl. No.: **29/809,618**

(22) Filed: **Sep. 29, 2021**

(51) **LOC (14) Cl.** **12-16**

(52) **U.S. Cl.**
USPC **D12/422**

(58) **Field of Classification Search**
USPC D3/273, 276, 283–286, 291, 293, 298,
D3/299, 304, 307, 310, 315, 318, 319,
D3/321, 901, 903; D12/422, 425, 400,
D12/406, 415–420, 424, 426; D19/65,
D19/75, 77, 86, 90; D34/1, 7
CPC A45C 3/00; B65D 5/36; B65D 25/2805
See application file for complete search history.

(56) **References Cited**

U.S. PATENT DOCUMENTS

3,244,125 A 4/1966 Mackey
5,826,714 A * 10/1998 Martin A45C 3/00
190/111
D449,074 S * 10/2001 Andujar D19/75
6,401,927 B1 6/2002 Sorensen
6,422,440 B1 7/2002 Stone
D486,121 S * 2/2004 Bergh D12/425
D676,241 S * 2/2013 Merrill D3/318
8,985,432 B2 * 3/2015 Cullen B65D 5/36
206/170
9,016,494 B1 * 4/2015 Hernandez B65D 25/2805
220/592.2

D821,959 S * 7/2018 Baker D12/425
D836,911 S * 1/2019 Soto-Camacho D3/304
10,214,130 B2 2/2019 DeLeon
D843,727 S * 3/2019 Katopis D3/318
D895,970 S * 9/2020 Kraemer D3/307
D925,227 S * 7/2021 Hazelton D3/304
D943,232 S * 2/2022 Xu D34/7
D959,355 S * 8/2022 Li D12/422
2006/0011686 A1 1/2006 Latham
2011/0215121 A1 9/2011 Hutchison
2011/0278334 A1 11/2011 Aadahl
2012/0006871 A1 1/2012 Strohecker

FOREIGN PATENT DOCUMENTS

WO WO2006014616 2/2006

* cited by examiner

Primary Examiner — Susan E Krakower
Assistant Examiner — Jerry Shiuan-Hua Hsu

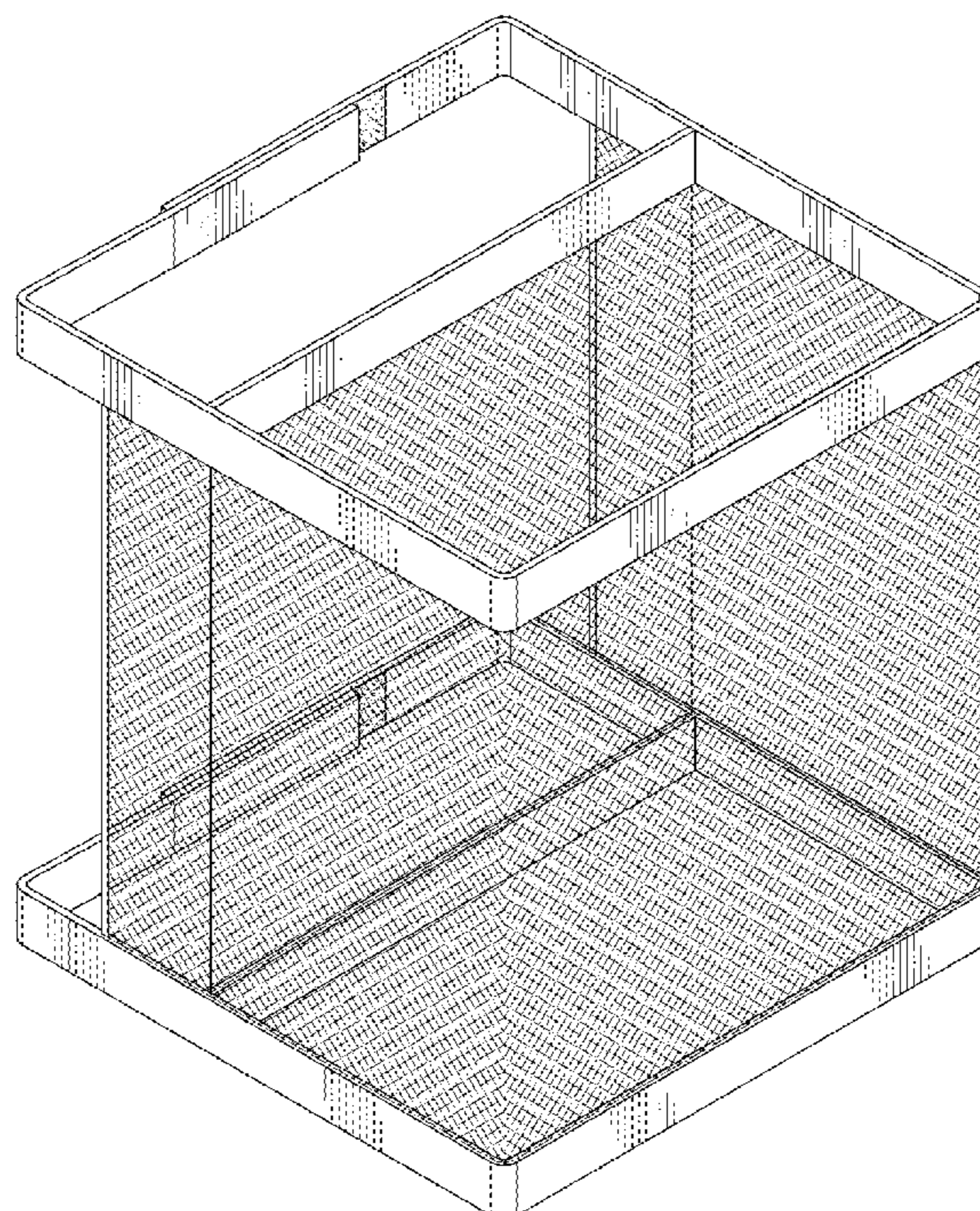
(57) **CLAIM**

The ornamental design for a cargo holder, as shown and described.

DESCRIPTION

FIG. 1 is a top front side perspective view of a cargo holder showing my new design;
FIG. 2 is a front view of the cargo holder;
FIG. 3 is a left side view of the cargo holder;
FIG. 4 is a right side view of the cargo holder;
FIG. 5 is a rear view of the cargo holder;
FIG. 6 is a top view of the cargo holder; and,
FIG. 7 is a bottom view of the cargo holder.

1 Claim, 3 Drawing Sheets



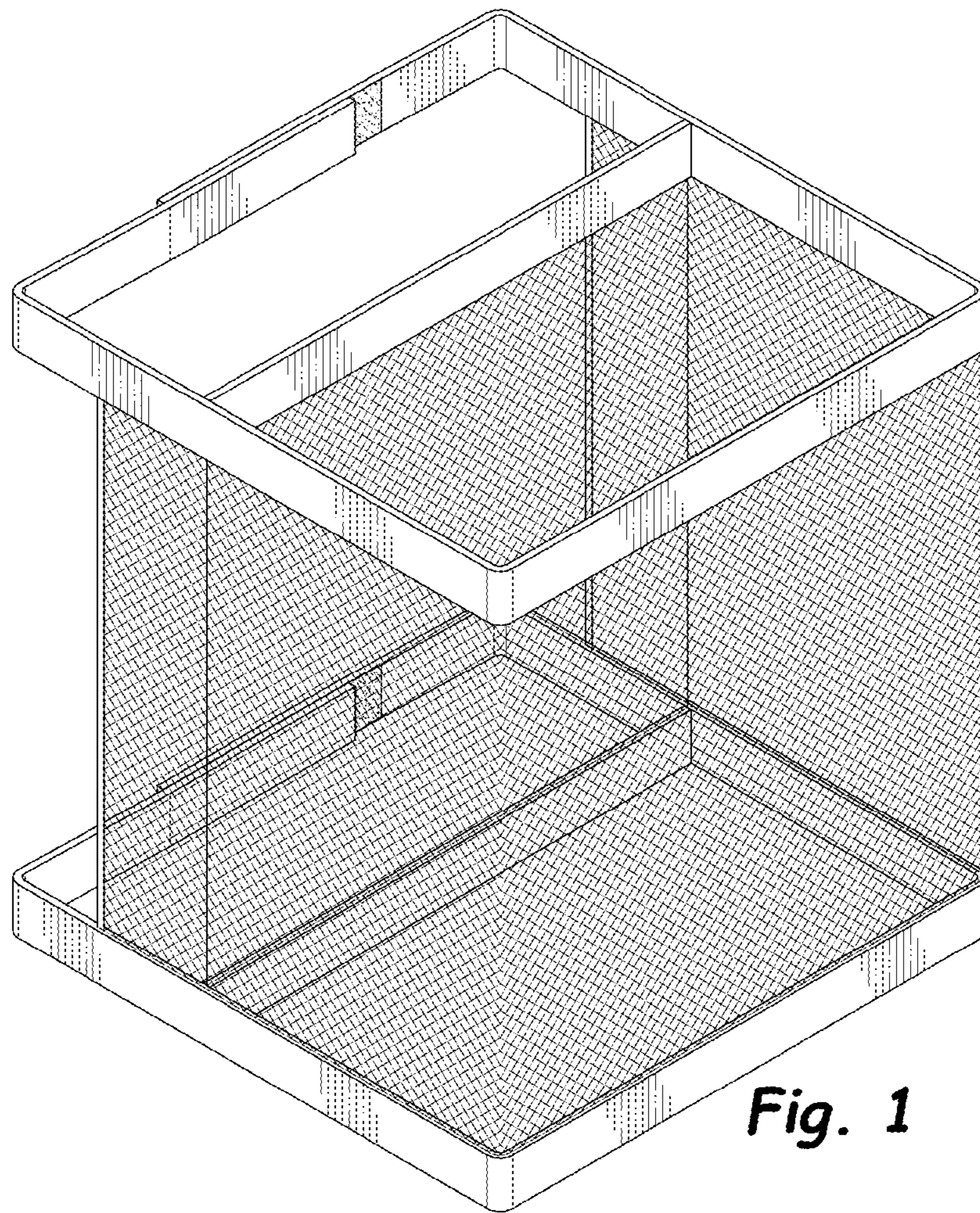


Fig. 1




Fig. 2




Fig. 3




Fig. 4




Fig. 5




Fig. 6




Fig. 7