



US00D980154S

(12) **United States Design Patent**
Tian

(10) **Patent No.:** **US D980,154 S**
(45) **Date of Patent:** **** Mar. 7, 2023**

- (54) **DOG CAR BARRIER**
- (71) Applicant: **Ruizhu Tian**, Dongguan (CN)
- (72) Inventor: **Ruizhu Tian**, Dongguan (CN)
- (73) Assignee: **Ruizhu Tian**, Dongguan (CN)
- (**) Term: **15 Years**
- (21) Appl. No.: **29/852,852**
- (22) Filed: **Sep. 9, 2022**
- (51) **LOC (14) Cl.** **12-16**
- (52) **U.S. Cl.**
USPC **D12/400**
- (58) **Field of Classification Search**
USPC D12/195, 223, 400, 406, 414, 415, 426;
D30/119, 199
CPC B60R 21/02; B60R 21/026; B60R 21/12;
B60R 13/0823; A01K 1/0272
See application file for complete search history.

- 7,017,520 B2 * 3/2006 Wang B60R 21/026
119/412
- D722,549 S * 2/2015 Renforth D12/400
- D722,942 S * 2/2015 Renforth D12/400
- D722,943 S * 2/2015 Renforth D12/400
- D729,723 S * 5/2015 Reed D12/426
- 2007/0057499 A1 * 3/2007 Fengel B60R 21/06
280/748
- 2007/0210597 A1 * 9/2007 Wang B60R 21/06
119/412
- 2008/0005967 A1 * 1/2008 Johnson A01K 1/0236
49/61

* cited by examiner

Primary Examiner — Cary M Robinson
Assistant Examiner — Adam C Mager
(74) *Attorney, Agent, or Firm* — Nitin Kaushik

(57) **CLAIM**

The ornamental design for a dog car barrier, as shown and described.

DESCRIPTION

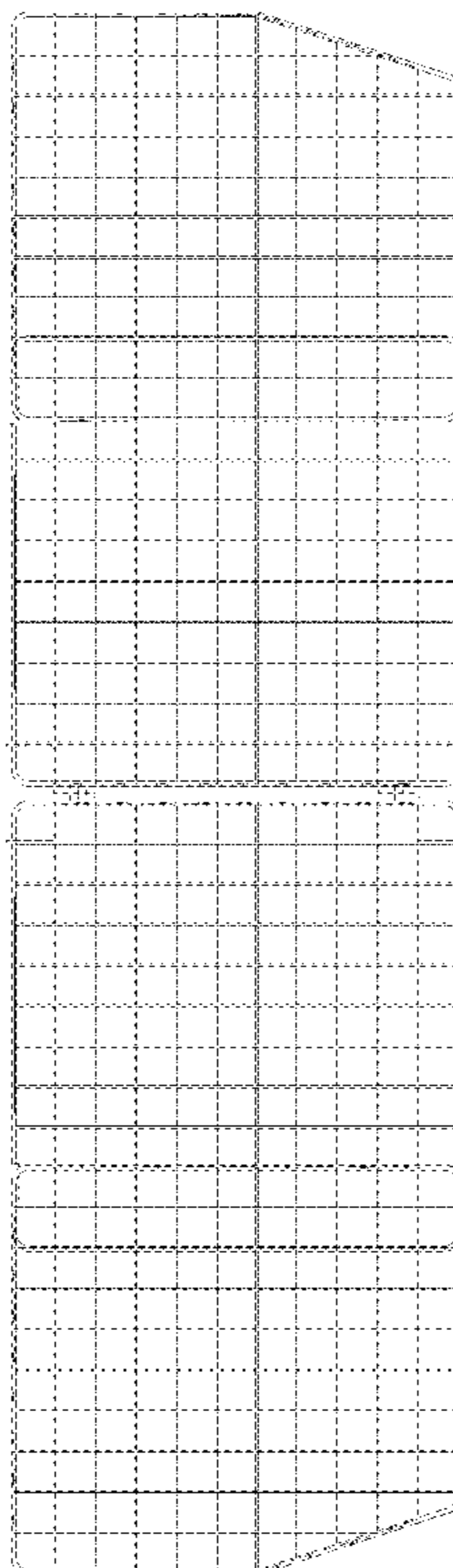
FIG. 1 is a front perspective view of a dog car barrier, showing my new design;
FIG. 2 is a front view thereof;
FIG. 3 is a rear view thereof;
FIG. 4 is a left side view thereof;
FIG. 5 is a right side view thereof;
FIG. 6 is a top view thereof;
FIG. 7 is a bottom view thereof;
FIG. 8 is a storage state view thereof; and,
FIG. 9 is a folded stag perspective view thereof.

1 Claim, 9 Drawing Sheets

(56) **References Cited**

U.S. PATENT DOCUMENTS

- 3,190,686 A * 6/1965 Smiler B60R 21/026
297/391
- 3,190,687 A * 6/1965 Johnson B60R 21/026
297/391
- 3,534,998 A * 10/1970 Johnson B60R 21/12
280/727
- 5,288,122 A * 2/1994 Pilhall B60R 21/06
296/37.16
- D393,622 S * 4/1998 Goertzen D12/426



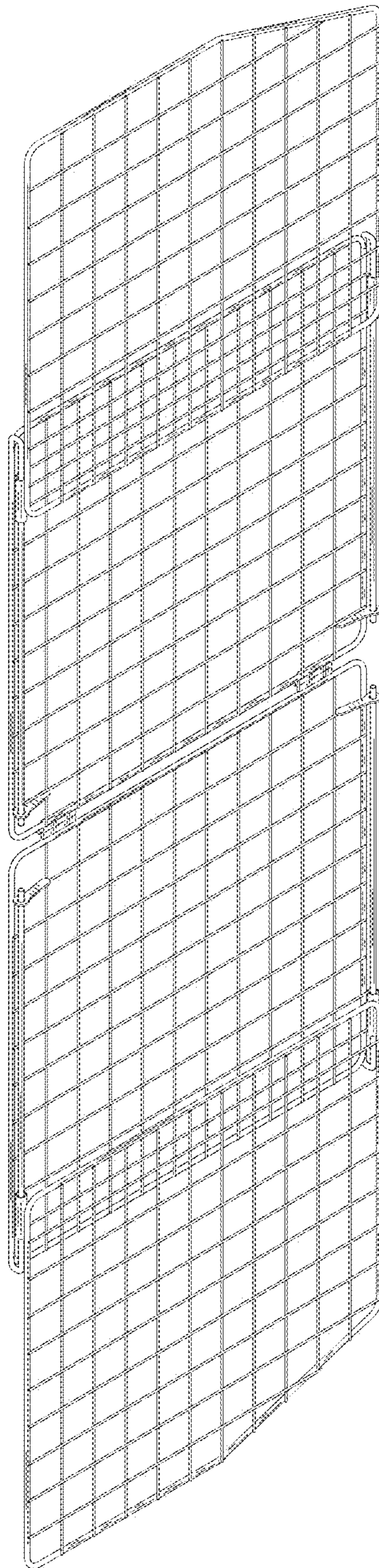


FIG. 1




FIG. 2




FIG. 3



FIG. 4




FIG. 5




FIG. 6




FIG. 7




FIG. 8




FIG. 9